

Limits on Extra Dimensions and New Particle Production in the Exclusive Photon and Missing Energy Signature in $p\bar{p}$ Collisions at $\sqrt{s} = 1.8$ TeV

D. Acosta,¹³ T. Affolder,²⁴ H. Akimoto,⁴⁷ M. G. Albrow,¹² D. Ambrose,³⁴ D. Amidei,²⁶ K. Anikeev,²⁵ J. Antos,¹ G. Apollinari,¹² T. Arisawa,⁴⁷ A. Artikov,¹⁰ T. Asakawa,⁴⁵ W. Ashmanskas,⁹ F. Azfar,³² P. Azzi-Bacchetta,³³ N. Bacchetta,³³ H. Bachacou,²⁴ W. Badgett,¹² S. Bailey,¹⁷ P. de Barbaro,³⁸ A. Barbaro-Galtieri,²⁴ V. E. Barnes,³⁷ B. A. Barnett,²⁰ S. Baroiant,⁵ M. Barone,¹⁴ G. Bauer,²⁵ F. Bedeschi,³⁵ S. Behari,²⁰ S. Belforte,⁴⁴ W. H. Bell,¹⁶ G. Bellettini,³⁵ J. Bellinger,⁴⁸ D. Benjamin,¹¹ J. Bensinger,⁴ A. Beretvas,¹² J. Berryhill,⁹ A. Bhatti,³⁹ M. Binkley,¹² D. Bisello,³³ M. Bishai,¹² R. E. Blair,² C. Blocker,⁴ K. Bloom,²⁶ B. Blumenfeld,²⁰ S. R. Blusk,³⁸ A. Bocci,³⁹ A. Bodek,³⁸ G. Bolla,³⁷ Y. Bonushkin,⁶ D. Bortoletto,³⁷ J. Boudreau,³⁶ A. Brandl,²⁸ C. Bromberg,²⁷ M. Brozovic,¹¹ E. Brubaker,²⁴ N. Bruner,²⁸ J. Budagov,¹⁰ H. S. Budd,³⁸ K. Burkett,¹⁷ G. Busetto,³³ K. L. Byrum,² S. Cabrera,¹¹ P. Calafiura,²⁴ M. Campbell,²⁶ W. Carithers,²⁴ J. Carlson,²⁶ D. Carlsmith,⁴⁸ W. Caskey,⁵ A. Castro,³ D. Cauz,⁴⁴ A. Cerri,³⁵ A. W. Chan,¹ P. S. Chang,¹ P. T. Chang,¹ J. Chapman,²⁶ C. Chen,³⁴ Y. C. Chen,¹ M. -T. Cheng,¹ M. Chertok,⁵ G. Chiarelli,³⁵ I. Chirikov-Zorin,¹⁰ G. Chlachidze,¹⁰ F. Chlebana,¹² L. Christofek,¹⁹ M. L. Chu,¹ J. Y. Chung,³⁰ W. -H. Chung,⁴⁸ Y. S. Chung,³⁸ C. I. Ciobanu,³⁰ A. G. Clark,¹⁵ M. Coca,³⁸ A. P. Colijn,¹² A. Connolly,²⁴ M. Convery,³⁹ J. Conway,⁴⁰ M. Cordelli,¹⁴ J. Cranshaw,⁴² R. Culbertson,¹² D. Dagenhart,⁴⁶ S. D'Auria,¹⁶ F. DeJongh,¹² S. Dell'Agnello,¹⁴ M. Dell'Orso,³⁵ S. Demers,³⁸ L. Demortier,³⁹ M. Deninno,³ P. F. Derwent,¹² T. Devlin,⁴⁰ J. R. Dittmann,¹² A. Dominguez,²⁴ S. Donati,³⁵ M. D'Onofrio,³⁵ T. Dorigo,¹⁷ I. Dunietz,¹² N. Eddy,¹⁹ K. Einsweiler,²⁴ E. Engels, Jr.,³⁶ R. Erbacher,¹² D. Errede,¹⁹ S. Errede,¹⁹ Q. Fan,³⁸ H.-C. Fang,²⁴ R. G. Feild,⁴⁹ J. P. Fernandez,³⁷ C. Ferretti,³⁵ R. D. Field,¹³ I. Fiori,³ B. Flaugher,¹² L. R. Flores-Castillo,³⁶ G. W. Foster,¹² M. Franklin,¹⁷ J. Freeman,¹² J. Friedman,²⁵ H. J. Frisch,⁹ Y. Fukui,²³ I. Furic,²⁵ S. Galeotti,³⁵ A. Gallas,²⁹ M. Gallinaro,³⁹ T. Gao,³⁴ M. Garcia-Sciveres,²⁴ A. F. Garfinkel,³⁷ P. Gatti,³³ C. Gay,⁴⁹ D. W. Gerdes,²⁶ E. Gerstein,⁸ P. Giannetti,³⁵ K. Giolo,³⁷ M. Giordani,⁵ P. Giromini,¹⁴ V. Glagolev,¹⁰ D. Glenzinski,¹² M. Gold,²⁸ J. Goldstein,¹² G. Gomez,⁷ I. Gorelov,²⁸ A. T. Goshaw,¹¹ Y. Gotra,³⁶ K. Goulianos,³⁹ C. Green,³⁷ G. Grim,⁵ C. Grosso-Pilcher,⁹ M. Guenther,³⁷ G. Guillian,²⁶ J. Guimaraes da Costa,¹⁷ R. M. Haas,¹³ C. Haber,²⁴ S. R. Hahn,¹² C. Hall,¹⁷ T. Handa,¹⁸ R. Handler,⁴⁸ F. Happacher,¹⁴ K. Hara,⁴⁵ A. D. Hardman,³⁷ R. M. Harris,¹² F. Hartmann,²¹ K. Hatakeyama,³⁹ J. Hauser,⁶ J. Heinrich,³⁴ A. Heiss,²¹ M. Herndon,²⁰ C. Hill,⁵ A. Hocker,³⁸ K. D. Hoffman,⁹ R. Hollebeek,³⁴ L. Holloway,¹⁹ B. T. Huffman,³² R. Hughes,³⁰ J. Huston,²⁷ J. Huth,¹⁷ H. Ikeda,⁴⁵ J. Incandela,¹² * G. Introzzi,³⁵ A. Ivanov,³⁸ J. Iwai,⁴⁷ Y. Iwata,¹⁸ E. James,²⁶ M. Jones,³⁴ U. Joshi,¹² H. Kambara,¹⁵ T. Kamon,⁴¹ T. Kaneko,⁴⁵ M. Karagöz Unel,²⁹ K. Karr,⁴⁶ S. Kartal,¹² H. Kasha,⁴⁹ Y. Kato,³¹ T. A. Keaffaber,³⁷ K. Kelley,²⁵ M. Kelly,²⁶ R. D. Kennedy,¹² R. Kephart,¹² D. Khazins,¹¹ T. Kikuchi,⁴⁵ B. Kilminster,³⁸ B. J. Kim,²² D. H. Kim,²² H. S. Kim,¹⁹ M. J. Kim,⁸ S. B. Kim,²² S. H. Kim,⁴⁵ Y. K. Kim,²⁴ M. Kirby,¹¹ M. Kirk,⁴ L. Kirsch,⁴ S. Klimenko,¹³ P. Koehn,³⁰ K. Kondo,⁴⁷ J. Konigsberg,¹³ A. Korn,²⁵ A. Korytov,¹³ E. Kovacs,² J. Kroll,³⁴ M. Kruse,¹¹ V. Krutelyov,⁴¹ S. E. Kuhlmann,² K. Kurino,¹⁸ T. Kuwabara,⁴⁵ A. T. Laasanen,³⁷ N. Lai,⁹ S. Lami,³⁹ S. Lammel,¹² J. Lancaster,¹¹ M. Lancaster,²⁴ R. Lander,⁵ A. Lath,⁴⁰ G. Latino,²⁸ T. LeCompte,² Y. Le,²⁰ K. Lee,⁴² S. W. Lee,⁴¹ S. Leone,³⁵ J. D. Lewis,¹² M. Lindgren,⁶ T. M. Liss,¹⁹ J. B. Liu,³⁸ T. Liu,¹² Y. C. Liu,¹ D. O. Litvintsev,¹² O. Lobban,⁴² N. S. Lockyer,³⁴ J. Loken,³² M. Loretì,³³ D. Lucchesi,³³ P. Lukens,¹² S. Lusin,⁴⁸ L. Lyons,³² J. Lys,²⁴ R. Madrak,¹⁷ K. Maeshima,¹² P. Maksimovic,²⁰ L. Malferrari,³ M. Mangano,³⁵ G. Manca,³² M. Mariotti,³³ G. Martignon,³³ M. Martin,²⁰ A. Martin,⁴⁹ V. Martin,²⁹ J. A. J. Matthews,²⁸ P. Mazzanti,³ K. S. McFarland,³⁸ P. McIntyre,⁴¹ M. Menguzzato,³³ A. Menzione,³⁵ P. Merkel,¹² C. Mesropian,³⁹ A. Meyer,¹² T. Miao,¹² R. Miller,²⁷ J. S. Miller,²⁶ H. Minato,⁴⁵ S. Miscetti,¹⁴ M. Mishina,²³ G. Mitselmakher,¹³ Y. Miyazaki,³¹ N. Moggi,³ E. Moore,²⁸ R. Moore,²⁶ Y. Morita,²³ T. Moulik,³⁷ M. Mulhearn,²⁵ A. Mukherjee,¹² T. Muller,²¹ A. Munar,³⁵ P. Murat,¹² S. Murgia,²⁷ J. Nachtman,⁶ V. Nagaslaev,⁴² S. Nahn,⁴⁹ H. Nakada,⁴⁵ I. Nakano,¹⁸ R. Napora,²⁰ C. Nelson,¹² T. Nelson,¹² C. Neu,³⁰ D. Neuberger,²¹ C. Newman-Holmes,¹² C.-Y. P. Ngan,²⁵ T. Nigmanov,³⁶ H. Niu,⁴ L. Nodulman,² A. Nomerotski,¹³ S. H. Oh,¹¹ Y. D. Oh,²² T. Ohmoto,¹⁸ T. Ohsugi,¹⁸ R. Oishi,⁴⁵ T. Okusawa,³¹ J. Olsen,⁴⁸ P. U. E. Onyisi,⁹ W. Orejudos,²⁴ C. Pagliarone,³⁵ F. Palmonari,³⁵ R. Paoletti,³⁵ V. Papadimitriou,⁴² D. Partos,⁴ J. Patrick,¹² G. Pauletta,⁴⁴ M. Paulini,⁸ T. Pauly,³² C. Paus,²⁵ D. Pellett,⁵ L. Pescara,³³ T. J. Phillips,¹¹ G. Piacentino,³⁵ J. Piedra,⁷ K. T. Pitts,¹⁹ A. Pompos,³⁷ L. Pondrom,⁴⁸ G. Pope,³⁶ T. Pratt,³² F. Prokoshin,¹⁰ J. Proudfoot,² F. Ptohos,¹⁴ O. Pukhov,¹⁰ G. Punzi,³⁵ J. Rademacker,³² A. Rakitine,²⁵ F. Ratnikov,⁴⁰ D. Reher,²⁴ A. Reichold,³² P. Renton,³² A. Ribon,³³ W. Riegler,¹⁷ F. Rimondi,³ L. Ristori,³⁵ M. Riveline,⁴³ W. J. Robertson,¹¹ T. Rodrigo,⁷ S. Rolli,⁴⁶

L. Rosenson,²⁵ R. Roser,¹² R. Rossin,³³ C. Rott,³⁷ A. Roy,³⁷ A. Ruiz,⁷ A. Safonov,⁵ R. St. Denis,¹⁶ W. K. Sakumoto,³⁸ D. Saltzberg,⁶ C. Sanchez,³⁰ A. Sansoni,¹⁴ L. Santi,⁴⁴ H. Sato,⁴⁵ P. Savard,⁴³ A. Savoy-Navarro,¹² P. Schlabach,¹² E. E. Schmidt,¹² M. P. Schmidt,⁴⁹ M. Schmitt,²⁹ L. Scodellaro,³³ A. Scott,⁶ A. Scribano,³⁵ A. Sedov,³⁷ S. Seidel,²⁸ Y. Seiya,⁴⁵ A. Semenov,¹⁰ F. Semeria,³ T. Shah,²⁵ M. D. Shapiro,²⁴ P. F. Shepard,³⁶ T. Shibayama,⁴⁵ M. Shimojima,⁴⁵ M. Shochet,⁹ A. Sidoti,³³ J. Siegrist,²⁴ A. Sill,⁴² P. Sinervo,⁴³ P. Singh,¹⁹ A. J. Slaughter,⁴⁹ K. Sliwa,⁴⁶ F. D. Snider,¹² A. Solodsky,³⁹ J. Spalding,¹² T. Speer,¹⁵ M. Spezziga,⁴² P. Sphicas,²⁵ F. Spinella,³⁵ M. Spiropulu,⁹ L. Spiegel,¹² J. Steele,⁴⁸ A. Stefanini,³⁵ J. Strologas,¹⁹ F. Strumia,¹⁵ D. Stuart,^{12,*} K. Sumorok,²⁵ T. Suzuki,⁴⁵ T. Takano,³¹ R. Takashima,¹⁸ K. Takikawa,⁴⁵ P. Tamburello,¹¹ M. Tanaka,⁴⁵ B. Tannenbaum,⁶ M. Tecchio,²⁶ R. J. Tesarek,¹² P. K. Teng,¹ K. Terashi,³⁹ S. Tether,²⁵ A. S. Thompson,¹⁶ E. Thomson,³⁰ R. Thurman-Keup,² P. Tipton,³⁸ S. Tkaczyk,¹² D. Toback,⁴¹ K. Tollefson,²⁷ A. Tollestrup,¹² D. Tonelli,³⁵ M. Tonnesmann,²⁷ H. Toyoda,³¹ W. Trischuk,⁴³ J. F. de Troconiz,¹⁷ J. Tseng,²⁵ D. Tsybychev,¹³ N. Turini,³⁵ F. Ukegawa,⁴⁵ T. Vaiculis,³⁸ J. Valls,⁴⁰ E. Vataga,³⁵ S. Vejcik III,¹² G. Velev,¹² G. Veramendi,²⁴ R. Vidal,¹² I. Vila,⁷ R. Vilar,⁷ I. Volobouev,²⁴ M. von der Mey,⁶ D. Vucinic,²⁵ R. G. Wagner,² R. L. Wagner,¹² W. Wagner,²¹ N. B. Wallace,⁴⁰ Z. Wan,⁴⁰ C. Wang,¹¹ M. J. Wang,¹ S. M. Wang,¹³ B. Ward,¹⁶ S. Waschke,¹⁶ T. Watanabe,⁴⁵ D. Waters,³² T. Watts,⁴⁰ M. Weber,²⁴ H. Wenzel,²¹ W. C. Wester III,¹² A. B. Wicklund,² E. Wicklund,¹² T. Wilkes,⁵ H. H. Williams,³⁴ P. Wilson,¹² B. L. Winer,³⁰ D. Winn,²⁶ S. Wolbers,¹² D. Wolinski,²⁶ J. Wolinski,²⁷ S. Wolinski,²⁶ S. Worm,⁴⁰ X. Wu,¹⁵ J. Wyss,³⁵ U. K. Yang,⁹ W. Yao,²⁴ G. P. Yeh,¹² P. Yeh,¹ K. Yi,²⁰ J. Yoh,¹² C. Yosef,²⁷ T. Yoshida,³¹ I. Yu,²² S. Yu,³⁴ Z. Yu,⁴⁹ J. C. Yun,¹² A. Zanetti,⁴⁴ F. Zetti,²⁴ and S. Zucchelli³

¹*Institute of Physics, Academia Sinica, Taipei, Taiwan 11529, Republic of China*

²*Argonne National Laboratory, Argonne, Illinois 60439*

³*Istituto Nazionale di Fisica Nucleare, University of Bologna, I-40127 Bologna, Italy*

⁴*Brandeis University, Waltham, Massachusetts 02254*

⁵*University of California at Davis, Davis, California 95616*

⁶*University of California at Los Angeles, Los Angeles, California 90024*

⁷*Instituto de Fisica de Cantabria, CSIC-University of Cantabria, 39005 Santander, Spain*

⁸*Carnegie Mellon University, Pittsburgh, PA 15218*

⁹*Enrico Fermi Institute, University of Chicago, Chicago, Illinois 60637*

¹⁰*Joint Institute for Nuclear Research, RU-141980 Dubna, Russia*

¹¹*Duke University, Durham, North Carolina 27708*

¹²*Fermi National Accelerator Laboratory, Batavia, Illinois 60510*

¹³*University of Florida, Gainesville, Florida 32611*

¹⁴*Laboratori Nazionali di Frascati, Istituto Nazionale di Fisica Nucleare, I-00044 Frascati, Italy*

¹⁵*University of Geneva, CH-1211 Geneva 4, Switzerland*

¹⁶*Glasgow University, Glasgow G12 8QQ, United Kingdom*

¹⁷*Harvard University, Cambridge, Massachusetts 02138*

¹⁸*Hiroshima University, Higashi-Hiroshima 724, Japan*

¹⁹*University of Illinois, Urbana, Illinois 61801*

²⁰*The Johns Hopkins University, Baltimore, Maryland 21218*

²¹*Institut für Experimentelle Kernphysik, Universität Karlsruhe, 76128 Karlsruhe, Germany*

²²*Center for High Energy Physics: Kyungpook National University, Taegu 702-701; Seoul National University, Seoul 151-742; and SungKyunKwan University, Suwon 440-746; Korea*

²³*High Energy Accelerator Research Organization (KEK), Tsukuba, Ibaraki 305, Japan*

²⁴*Ernest Orlando Lawrence Berkeley National Laboratory, Berkeley, California 94720*

²⁵*Massachusetts Institute of Technology, Cambridge, Massachusetts 02139*

²⁶*University of Michigan, Ann Arbor, Michigan 48109*

²⁷*Michigan State University, East Lansing, Michigan 48824*

²⁸*University of New Mexico, Albuquerque, New Mexico 87131*

²⁹*Northwestern University, Evanston, Illinois 60208*

³⁰*The Ohio State University, Columbus, Ohio 43210*

³¹*Osaka City University, Osaka 588, Japan*

³²*University of Oxford, Oxford OX1 3RH, United Kingdom*

³³*Universita di Padova, Istituto Nazionale di Fisica Nucleare, Sezione di Padova, I-35131 Padova, Italy*

³⁴*University of Pennsylvania, Philadelphia, Pennsylvania 19104*

³⁵*Istituto Nazionale di Fisica Nucleare, University and Scuola Normale Superiore of Pisa, I-56100 Pisa, Italy*

³⁶*University of Pittsburgh, Pittsburgh, Pennsylvania 15260*

³⁷*Purdue University, West Lafayette, Indiana 47907*

³⁸*University of Rochester, Rochester, New York 14627*

³⁹*Rockefeller University, New York, New York 10021*

⁴⁰Rutgers University, Piscataway, New Jersey 08855

⁴¹Texas A&M University, College Station, Texas 77843

⁴²Texas Tech University, Lubbock, Texas 79409

⁴³Institute of Particle Physics, University of Toronto, Toronto M5S 1A7, Canada

⁴⁴Istituto Nazionale di Fisica Nucleare, University of Trieste/Udine, Italy

⁴⁵University of Tsukuba, Tsukuba, Ibaraki 305, Japan

⁴⁶Tufts University, Medford, Massachusetts 02155

⁴⁷Waseda University, Tokyo 169, Japan

⁴⁸University of Wisconsin, Madison, Wisconsin 53706

⁴⁹Yale University, New Haven, Connecticut 06520

(Dated: July 14, 2011)

The exclusive $\gamma \cancel{E}_T$ signal has a small standard model cross-section and is thus a good channel in which to look for signs of new physics. This signature is predicted by models with a superlight gravitino or with large extra spatial dimensions. We search for such signals at the CDF detector at the Tevatron, using 87 pb^{-1} of data at $\sqrt{s} = 1.8 \text{ TeV}$, and extract 95% C.L. limits on these processes. A limit of 221 GeV is set on the scale $|F|^{1/2}$ in supersymmetry models. For 4, 6, and 8 extra dimensions, limits on the fundamental mass scale M_D of 549, 581, and 602 GeV, respectively, are found. We also specify a ‘pseudo-model-independent’ method of comparing the results to theoretical predictions.

PACS numbers: 13.85.Rm, 14.80.-j

Many extensions to the standard model predict the existence of minimally-interacting particles, such as the gravitino in supersymmetric models and Kaluza-Klein (KK) modes of the graviton in models with large compact spatial dimensions [1]. Such particles cannot be directly observed in a detector, but their production can be inferred from a transverse momentum imbalance (or “missing transverse energy,” \cancel{E}_T [2]) among the visible particles in a high-energy collision. Photons can be emitted in such hard-scattering processes due to the presence of charged quarks in the $p\bar{p}$ initial state; many models also predict the production of photons from the decay of final-state particles [3]. A search for the $\gamma \cancel{E}_T$ signature thus explores a wide range of models and complements searches in the single jet+ \cancel{E}_T channel [4]. Here we present the results of a search in the exclusive $\gamma \cancel{E}_T$ signature, i.e. where only a photon and invisible particles are produced.

The data used for this analysis were collected with the Collider Detector at Fermilab (CDF) during Run 1b of the Tevatron, with an integrated luminosity of $87 \pm 4 \text{ pb}^{-1}$ of $p\bar{p}$ collisions at $\sqrt{s} = 1.8 \text{ TeV}$. The CDF detector has been described in detail elsewhere [5]; subsystems most important to this search are summarized here. A system of time projection chambers around the beampipe allows the determination of the event vertex position. Surrounding these chambers is the central tracking chamber (CTC), a cylindrical drift chamber inside a 1.4 T superconducting solenoid, which is fully efficient for track reconstruction in the pseudorapidity region $|\eta| < 1.0$ [6]. The central electromagnetic calorimeter (CEM) covers the region $|\eta| < 1.1$. Strip chambers (the CES system) are embedded in the CEM at the depth of shower maximum to allow the measurement of the 2-dimensional transverse profile of electromagnetic showers. The central hadronic calorimeter covers the range

$|\eta| < 1.3$ and is instrumented with time-to-digital converters which associate times to shower signals. The calorimeter modules are arranged in “towers,” with hadronic modules behind the electromagnetic modules, in a projective geometry pointing at the center of the detector. High energy electromagnetic showers frequently leak from the electromagnetic modules into the hadronic modules behind them; when sufficient leakage occurs timing can be associated with the electromagnetic shower. Outside the calorimeters, drift chambers provide muon identification in the region $|\eta| < 1.0$.

To select events with high- p_T photons during data-taking, we use the CDF 3-level trigger system [7]. Level 1 requires a central calorimeter tower with $E_T^{EM} > 8 \text{ GeV}$ [6]. The Level 2 system forms clusters of towers and then requires the event to pass an OR of several triggers, including: a) a very loose trigger requiring only an electromagnetic cluster [8] with $E_T^{EM} > 50 \text{ GeV}$ and b) a trigger requiring $\cancel{E}_T > 35 \text{ GeV}$. Level 3 requires that the photon candidate satisfy $E_T > 50 \text{ GeV}$ and have a CES cluster within the fiducial region [9].

The offline photon candidate identification (“Photon ID”) criteria [9, 10, 11] are a) an electromagnetic cluster in the CEM with $|\eta^\gamma| < 1$ [12], a ratio E^{HAD}/E^{EM} less than $0.055 + 0.00045 \times E^{SUM}$, a centroid within the fiducial region of the CES, and shower evolution measured by the CES consistent with expectation; b) no second energetic object in the same CES wire chamber as the cluster; c) at most one CTC track, and none with $p_T > 1 \text{ GeV}$ [13], pointing at the cluster; d) within a radius of 0.4 in η - ϕ space around the cluster centroid, E_T (summed over towers excluding those in the photon cluster) $< 2 \text{ GeV}$ and a sum of track $p_T < 5 \text{ GeV}$; e) $E_T^\gamma > 55 \text{ GeV}$ [14]; and f) an event vertex within 60 cm of the center of the detector along the beamline.

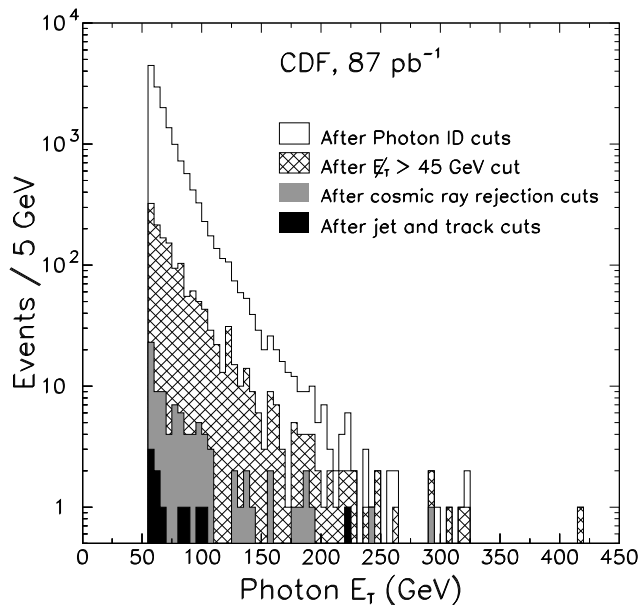


FIG. 1: Photon E_T spectrum for events remaining after each stage of cuts.

The selection on missing transverse energy is $\cancel{E}_T > 45$ GeV. This threshold is lower than the E_T^γ threshold to keep this requirement fully efficient for signal processes, taking into consideration the \cancel{E}_T resolution and the intrinsic parton p_T in the p and \bar{p} initial states.

Backgrounds to the $\gamma\cancel{E}_T$ signal include: a) $q\bar{q} \rightarrow Z\gamma \rightarrow \nu\bar{\nu}\gamma$; b) cosmic ray muons that undergo bremsstrahlung in the CEM but for which no track is found; c) $W \rightarrow e\nu$ with the electron misidentified as a photon; d) $W\gamma$ production where the charged lepton in a leptonic W decay is lost; e) prompt $\gamma\gamma$ production where a photon is lost; and f) dijet and photon + jet production.

To reject cosmic ray muons, we require a timing signal in the hadronic calorimeter which is in-time with the collision within a window 55 ns wide for at least one tower in the cluster, and no evidence of a muon in the central muon systems within 30° in ϕ of the photon. The efficiency of requiring that timing information be present rises with E_T^γ from 78% at 55 GeV to over 98% above 100 GeV. The efficiency of these two cuts is measured with a sample of isolated electrons.

To remove the $W\gamma$ background as well as events in which mismeasurement of jet energy produces fake \cancel{E}_T , we require no jets [8] with $E_T > 15$ GeV, no jets with $E_T > 8$ GeV within 0.5 radians in ϕ of the photon, and no tracks in the event with $p_T > 5$ GeV.

Trigger and background considerations drive the choice of the E_T^γ threshold. The Level 3 trigger becomes fully efficient ($> 99\%$) at 55 GeV. In addition, below 45 GeV the background from $W \rightarrow e\nu$ with a misidentified electron

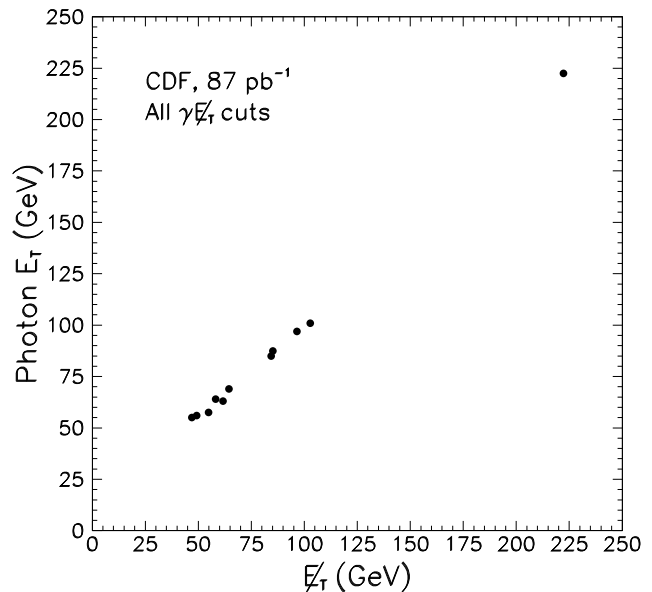


FIG. 2: Photon E_T versus E_T^γ for the 11 events passing the selection criteria. The tight correlation of E_T^γ and \cancel{E}_T reflects the detector resolution for unclustered energy.

TABLE I: Background sources. The uncertainty in the QCD background is unknown, and this background is not considered when setting limits. The numbers do not total due to rounding.

| | |
|--|----------------|
| Cosmic rays | 6.3 ± 2.0 |
| $Z\gamma \rightarrow \nu\bar{\nu}\gamma$ | 3.2 ± 1.0 |
| $W \rightarrow e\nu$ | 0.9 ± 0.1 |
| Prompt $\gamma\gamma$ | 0.4 ± 0.1 |
| $W\gamma$ | 0.3 ± 0.1 |
| Total non-QCD background | 11.0 ± 2.2 |
| QCD background | ~ 1 |
| Total observed | 11 |

is very large; as the E_T^γ threshold is increased beyond the kinematic limit for electrons from W decay at rest, the W must recoil against another object, and the event is then rejected by the jet and track vetoes.

For an exclusive photon and invisible particle process, the overall efficiency for all cuts is found to vary from 0.45 at $E_T = 55$ GeV to 0.56 for $E_T > 100$ GeV, with a $\pm 10\%$ uncertainty. The cumulative effect of each cut is shown in Fig. 1. The number of events surviving the photon ID, \cancel{E}_T , cosmic ray rejection, and jet and track cuts are 15,046, 1,475, 94, and 11, respectively. The E_T^γ and \cancel{E}_T in the 11 events in the final sample are shown in Fig. 2.

To estimate the number of cosmic ray events in the signal sample, we use the events which have a timing signal outside the in-time window but which pass all other cuts.

We then extrapolate into the signal region, assuming a flat distribution in time.

The Monte Carlo simulations of both signal processes and the $Z\gamma$, $W\gamma$ and prompt $\gamma\gamma$ backgrounds use the PYTHIA event generator [15] with the CTEQ5L parton distribution functions (PDFs) [16], followed by a parametrized simulation of the CDF detector. The simulations are then corrected for deficiencies in the detector model and the $\pm 10\%$ efficiency uncertainty applied. We turn off initial state radiation (ISR) to obtain leading-order (LO) cross-sections and efficiencies. For the background processes, the resulting cross-sections are corrected by the ratio of the LO cross-section to the next-to-leading-order “zero-jet” cross-section, obtained from theoretical calculations and Monte Carlo estimates. This allows the correct estimation of the acceptance \times efficiency \times cross-section for the exclusive process. We obtain correction factors of 0.95 ± 0.3 for $Z\gamma$ [17], 0.9 ± 0.2 for $W\gamma$ [18], and 1.0 ± 0.3 for prompt $\gamma\gamma$ [19]; the systematic uncertainties considered are Q^2 choice and acceptance variations due to modeling of ISR in the Monte Carlo simulations. These uncertainties are added in quadrature with the efficiency uncertainty.

The background from $W \rightarrow e\nu$ arises either from hard bremsstrahlung by the electron before it enters the tracking chamber or inefficiency in the track reconstruction. As a radiated photon tends to be collinear with the electron, the E_T of the identified electromagnetic object will, in either case, be close to the initial energy of the electron. Let \mathcal{P} be the ratio between the number of electrons faking photons and the number of electrons passing standard electron identification cuts [9] in the region $|\eta^e| < 1$; we estimate \mathcal{P} by assuming that “ $e\gamma$ ” events with invariant masses within 10 GeV of the Z^0 mass are actually $Z^0 \rightarrow ee$ events. We obtain $\mathcal{P} = (0.8 \pm 0.1)\%$. The background estimate is \mathcal{P} times the number of $W \rightarrow e\nu$ events that have $|\eta^e| < 1$, $E_T^e > 55$ GeV, $\cancel{E}_T > 45$ GeV, and pass the jet and track vetoes (discounting the electron track).

We have investigated QCD backgrounds which involve the mismeasurement of jet energy leading to apparent \cancel{E}_T or misidentification of a jet as a photon. The most likely contributors to fakes are events with one high-energy object and many low-energy jets. With the \cancel{E}_T , jet, and track requirements, these events are rare. To estimate these backgrounds one must use data; however all control samples have small statistics and estimates range from 0.1 to 2 events. We take the conservative approach of not including this background source in the total background used in the limit calculations. This can only make the limits less stringent [20].

We study two hypothetical signal processes in detail. One is predicted by a supersymmetric model and the other by a model with large compact extra dimensions.

The first process ($q\bar{q} \rightarrow \tilde{G}\tilde{G}\gamma$) is described in [21]. It presumes that the gravitino \tilde{G} is the lightest supersymmet-

ric particle, with the other superpartners too heavy to produce on-mass-shell at the Tevatron. Since the gravitino coupling is very small, being able to produce other supersymmetric particles increases the cross-section; we therefore set an absolute lower limit on the gravitino mass $m_{3/2}$ or, equivalently, the supersymmetry breaking scale $|F|^{1/2}$ (the two are related by $|F| = \sqrt{3}m_{3/2}M_P$, with M_P being the Planck mass). The cross-section for this process scales as $1/|F|^4$; the kinematic distributions are independent of $|F|$.

The second process ($q\bar{q} \rightarrow \gamma G_{KK}$) is described in [22]: n extra spatial dimensions are assumed to be compactified with radius R . The fundamental mass scale M_D and R are related to Newton’s constant and the number of extra dimensions by $G_N^{-1} = 8\pi R^n M_D^{2+n}$ [23]. The standard model fields propagate only on a 3+1 dimensional subspace, while gravitons propagate in the whole space. The graviton modes which propagate in the extra dimensions appear to four-dimensional observers as massive states of the graviton. A large value of R results in a large phase space for graviton production, canceling the weakness of the coupling to standard model fields. For a given n , the cross-section scales as $1/M_D^{n+2}$ [24]; for fixed n , the kinematic distributions are independent of M_D .

The two signal processes are simulated with modified versions of PYTHIA. The $q\bar{q} \rightarrow \tilde{G}\tilde{G}\gamma$ process is simulated with $|F|^{1/2} = 100$ GeV, and the $q\bar{q} \rightarrow \gamma G_{KK}$ process is simulated with $M_D = 1$ TeV for $n = 4, 6$, and 8 extra dimensions.

We consider three sources of theoretical systematic uncertainty in the cross-section and acceptance predictions: uncertainty in the choice of Q^2 scale, the choice of parton distribution function, and the modeling of ISR. We obtain uncertainty estimates by varying Q^2 by a factor of 4 both up and down, by using the GRV98 LO PDFs [25] instead of the CTEQ5L PDFs, and by turning the modeling of ISR on and off. The uncertainty due to ISR includes order- α_s effects and acceptance changes due to the jet and track vetoes. For $q\bar{q} \rightarrow \tilde{G}\tilde{G}\gamma$, the dominant uncertainty is the Q^2 choice ($^{+26}_{-18}\%$), followed by ISR ($\pm 14\%$) and PDF choice ($\pm 10\%$). For $q\bar{q} \rightarrow \gamma G_{KK}$, the dominant uncertainty comes from ISR ($\pm 34\%$), followed by Q^2 choice ($^{+18}_{-16}\%$) and PDF choice ($\pm 8\%$). The overall uncertainty in the $q\bar{q} \rightarrow \tilde{G}\tilde{G}\gamma$ acceptance \times efficiency \times cross-section, which includes the $\pm 10\%$ efficiency uncertainty, is $^{+33}_{-27}\%$. For $q\bar{q} \rightarrow \gamma G_{KK}$, the corresponding figure is $^{+41}_{-40}\%$.

The method we use to set limits is outlined in [26]. We find the following limits at 95% C.L.: for the supersymmetric model, $|F|^{1/2} \geq 221$ GeV (equivalently, $m_{3/2} \geq 1.17 \times 10^{-5}$ eV); for large extra dimensions, $M_D \geq 549, 581, \text{ and } 602$ GeV for $n = 4, 6, \text{ and } 8$ extra dimensions (equivalently, $R \leq 24$ nm, 55 fm, and 2.6 fm, respectively) [27]. The previous best limit published for $|F|^{1/2}$ is 217 GeV, from a CDF jet+ \cancel{E}_T search [4]; the previous best pub-

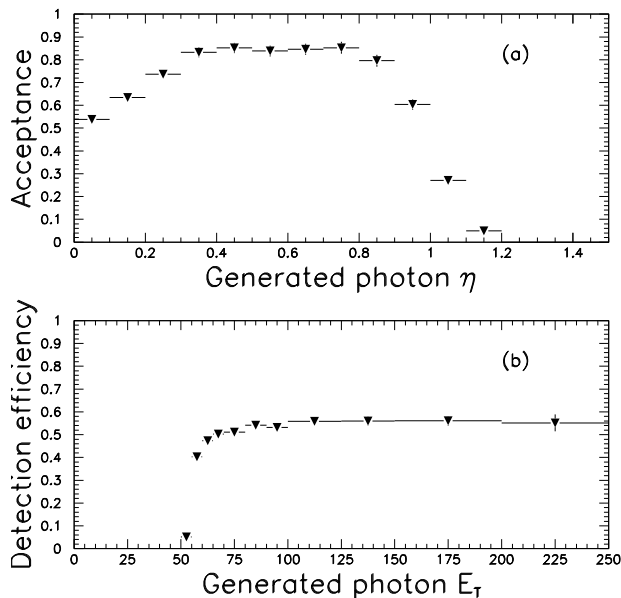


FIG. 3: Plots of (a) acceptance vs. η^γ and (b) efficiency vs. E_T^γ for the analysis selection. These plots are valid for any exclusive photon and invisible particle process. The error bars are statistical only. The falloff in acceptance at $|\eta| \simeq 0$ and $|\eta| \simeq 1$ is due to the folding of the fiducial region of the calorimeter with the longitudinal spread ($\sigma \simeq 30$ cm) of the $p\bar{p}$ collisions.

lished M_D limits set from direct production of gravitons are 0.68 TeV, 0.51 TeV, and 411 GeV for $n = 4, 6,$ and 8 extra dimensions, the first two set by DELPHI [28] and the third by L3 [29].

The results of this analysis can be presented in a ‘pseudo-model-independent’ manner. In both the above models, the uncertainties in the predicted numbers of signal events have been dominated by theoretical factors. It can be useful to derive a limit which considers only the uncertainties in the detector simulation of the processes and so can easily be compared across models [10] (keeping in mind that such a limit is not a substitute for the rigorous extraction of a limit noting theoretical uncertainties). To obtain this limit, we compute a 95% C.L. upper limit on the number of events from new physics that would be detected, using only the $\pm 10\%$ uncertainty in efficiency as the uncertainty in the acceptance \times efficiency \times cross-section for the new process. This limit is 9.8 events, which for this integrated luminosity corresponds to a cross-section of 112 fb.

The plots in Fig. 3 allow a comparison of models to the acceptance \times efficiency \times cross-section limit. These curves are obtained by studying the acceptance and efficiency curves for simulated events and correcting for deficiencies in the detector simulation. These plots are valid for both the $\tilde{G}\tilde{G}\gamma$ and γG_{KK} processes studied above, and for any process producing an exclusive photon and invis-

ble particle signature. One can estimate the acceptance \times efficiency \times cross-section for such a process by convolving the theoretical photon η and E_T spectra with the acceptance and efficiency curves.

In conclusion, we have performed a search for new physics in the exclusive $\gamma \cancel{E}_T$ channel. We have found no departure from the expected Standard Model cross-section and have set limits on two specific models of new physics, one a supersymmetric model in which the photon is produced in association with two gravitinos, the second a model with large extra dimensions in which the photon is produced in association with a KK mode of the graviton. We have also presented the limit in a ‘pseudo-model-independent’ manner.

We thank the Fermilab staff and the technical staffs of the participating institutions for their vital contributions. We would also like to thank J. Lykken, K. Matchev, and D. Rainwater for their help. This work was supported by the U.S. Department of Energy and National Science Foundation; the Italian Istituto Nazionale di Fisica Nucleare; the Ministry of Education, Culture, Sports, Science, and Technology of Japan; the Natural Sciences and Engineering Research Council of Canada; the National Science Council of the Republic of China; the Swiss National Science Foundation; the A. P. Sloan Foundation; the Bundesministerium für Bildung und Forschung, Germany; the Korea Research Foundation and the Korea Science and Engineering Foundation (KoSEF); and the Comision Interministerial de Ciencia y Tecnologia, Spain.

* Now at University of California, Santa Barbara, California 93106

- [1] N. Arkani-Hamed, S. Dimopoulos, and G. Dvali, Phys. Lett. B **429**, 263 (1998).
- [2] $E_T \equiv E \sin \theta$, where θ is the polar angle of the object measured relative to the event vertex. \cancel{E}_T is defined as the magnitude of the vector sum of E_T over all objects in the event.
- [3] Two examples of such models are S. Ambrosanio et al., Phys. Rev. Lett. **76**, 3498 (1996), and B. C. Allanach et al., hep-ph/0112321.
- [4] T. Affolder et al., Phys. Rev. Lett. **85**, 1378 (2000).
- [5] F. Abe et al., Nucl. Instrum. Meth. Phys. Res., Sect. A **271**, 387 (1988).
- [6] The CDF coordinate system is right-handed with the x axis horizontal and out of the Tevatron ring, the y axis up, and the z axis along the proton beam; ϕ is the azimuthal angle. The pseudorapidity $\eta \equiv -\ln(\tan(\theta/2))$, where θ is the polar angle; the η regions for detector components are defined with respect to the center of the detector.
- [7] D. Amidei et al., Nucl. Instrum. Meth. **A350**, 73 (1994).
- [8] F. Abe et al., Phys. Rev. D **50**, 2966 (1994).
- [9] T. Affolder et al., hep-ex/0110015, submitted to Phys. Rev. D (2001).
- [10] T. Affolder et al., hep-ex/0106012, to be published in Phys.

- Rev. D (2001).
- [11] T. Affolder et al., Phys. Rev. D **59**, 092002 (1999).
 - [12] Here η^γ is defined with respect to the center of the detector.
 - [13] We use the convention that ‘momentum’ refers to pc and ‘mass’ to mc^2 , so that energy, momentum, and mass are all measured in GeV.
 - [14] The E_T and \cancel{E}_T values used in the offline selections are corrected values (see Ref. [8]).
 - [15] T. Sjöstrand et al., Computer Phys. Commun. **135**, 238 (2001), we use version 6.156.
 - [16] H. Lai et al., Phys. Rev. D **55**, 1280 (1997).
 - [17] U. Baur, T. Han, and J. Ohnemus, Phys. Rev. D **57**, 2823 (1998).
 - [18] U. Baur, T. Han, and J. Ohnemus, Phys. Rev. D **48**, 5140 (1993).
 - [19] B. Bailey, J. Ohnemus, and J. F. Owens, Phys. Rev. D **46**, 2018 (1992).
 - [20] Estimates of backgrounds with small central values but large uncertainties are necessarily highly asymmetric, as a background cannot be less than zero. During the limit-setting procedure, this would produce artificially high limits.
 - [21] A. Brignole, F. Feruglio, M. L. Mangano, and F. Zwirner, Nucl. Phys. B **526**, 136 (1998), erratum-ibid. **582**, 759 (2000).
 - [22] G. F. Giudice, R. Rattazzi, and J. D. Wells, Nucl. Phys. B **544**, 3 (1999), updated in hep-ph/9811291 v2.
 - [23] This is in the convention of Giudice et al.; other authors replace 8π by other values.
 - [24] We assume that the effective theory is valid at energy scales $\lesssim 2M_D$.
 - [25] M. Glück, E. Reya, and A. Vogt, Eur. Phys. J. C **5**, 461 (1998).
 - [26] J. Conway, in *Proceedings of the 1st Workshop on Confidence Limits* (January 17-18, 2000), CERN-2000-005.
 - [27] These limits on M_D rise with n because at the points at which we can set limits the cross-sections rise with increasing numbers of extra dimensions.
 - [28] P. Abreu et al., Eur. Phys. J. C **17**, 53 (2000).
 - [29] M. Acciarri et al., Phys. Lett. B **470**, 268 (1999).