

## Loss tolerant linear optical quantum memory by measurement-based quantum computing

This content has been downloaded from IOPscience. Please scroll down to see the full text.

2007 New J. Phys. 9 203

(<http://iopscience.iop.org/1367-2630/9/6/203>)

View [the table of contents for this issue](#), or go to the [journal homepage](#) for more

Download details:

IP Address: 144.82.107.167

This content was downloaded on 07/11/2013 at 10:31

Please note that [terms and conditions apply](#).

## Loss tolerant linear optical quantum memory by measurement-based quantum computing

Michael Varnava<sup>1</sup>, Daniel E Browne<sup>2</sup> and Terry Rudolph<sup>1,3</sup>

<sup>1</sup> Optics Section, Blackett Laboratory, Imperial College London, London SW7 2BZ, UK

<sup>2</sup> Departments of Materials and Physics, University of Oxford, Parks Road, Oxford OX1 3PH, UK

<sup>3</sup> Institute for Mathematical Sciences, Imperial College London, London SW7 2BW, UK

E-mail: [michael.varnava01@imperial.ac.uk](mailto:michael.varnava01@imperial.ac.uk)

*New Journal of Physics* **9** (2007) 203

Received 23 February 2007

Published 29 June 2007

Online at <http://www.njp.org/>

doi:10.1088/1367-2630/9/6/203

**Abstract.** We give a scheme for loss tolerantly building a linear optical quantum memory which itself is tolerant to qubit loss. We use the encoding recently introduced in Varnava *et al* 2006 *Phys. Rev. Lett.* **97** 120501, and give a method for efficiently achieving this. The entire approach resides within the ‘one-way’ model for quantum computing (Raussendorf and Briegel 2001 *Phys. Rev. Lett.* **86** 5188–91; Raussendorf *et al* 2003 *Phys. Rev. A* **68** 022312). Our results suggest that it is possible to build a loss tolerant quantum memory, such that if the requirement is to keep the data stored over arbitrarily long times then this is possible with only polynomially increasing resources and logarithmically increasing individual photon life-times.

**Contents**

<b>1. Introduction</b>	<b>2</b>
<b>2. A resource for loss-tolerant computation</b>	<b>4</b>
<b>3. Creating the tree-clusters efficiently</b>	<b>4</b>
<b>4. From trees to ‘hypertrees’</b>	<b>6</b>
<b>5. A loss tolerant quantum memory</b>	<b>11</b>
<b>6. For how long do the memory photons need to be stored?</b>	<b>14</b>
<b>7. Individual photon memory</b>	<b>15</b>
<b>8. Conclusion</b>	<b>17</b>
<b>Acknowledgments</b>	<b>18</b>
<b>References</b>	<b>18</b>

**1. Introduction**

Linear optics is a promising candidate for quantum computing. Photons make excellent qubits. They are very versatile, mobile and have long decoherence times allowing for data to be confidently stored in them. Logic gates for linear optical quantum computation (LOQC) can be built using interferometric linear optical elements (e.g. phase shifters and polarizing beamsplitters), photon detectors and photon sources in a scalable manner, as shown by [1]. Alternative approaches to LOQC using measurement-based computation [2]–[4] considerably reduce the overhead (in extra modes, photon detectors and phase stable circuitry) necessary for scalable computation. In measurement-based quantum computation, single-qubit measurements alone on entangled multi-qubit states called cluster-states, or graph-states, implement the computation. These schemes provided a recipe for efficiently generating cluster states of arbitrary size using conditional linear optics and photo-detection. However, in their initial forms they only succeed if all errors can be ignored.

A cluster state is a multi-qubit entangled state represented graphically by a graph, where the  $n$  vertices of the graph correspond to qubits prepared in state  $|+\rangle$ , and the bonds denote the application of a certain entangling logic gate between the connected qubits. If we denote by  $E(i)$  the set of edges on this underlying graph connected to vertex  $i$ , we can compactly describe such a state in terms of its ‘stabilizer generators’, a set of operators of the form:

$$X_i \prod_{j \in E(i)} Z_j, \quad (1)$$

under which the state is invariant. An operational interpretation of the stabilizer operators is a prediction of correlations in the measurement outcomes of certain sets of measurements.

An important property of cluster states is that the application of parity measurements between qubits not connected on the graph implements a ‘fusion operation’ [4], whereby the resultant state is a cluster state which has inherited the graph of the previous state except that the two nodes representing the measured qubits have been ‘fused’ into a single vertex. The fusion operation allows one to combine disjoint cluster states and, in particular, to construct large cluster states from smaller ones. The fusion operation (and its linear optical realization) is the main tool which will be utilized to build up the entangled states which will be employed in this paper.

One of the major challenges for implementing LOQC is photon loss. Photons will only have a finite lifetime, while for quantum computation, quantum information must remain coherent over arbitrarily long times. Thus a scalable coherent quantum memory is an important step on the way to developing scalable LOQC. Various proposals exist for single-photon memory involving storing the photon in optical fibre loops [5] or in cold atomic clouds [6]. Our goal is to show that given lossy, single-photon memory devices, inefficient detectors and inefficient single-photon sources, a memory capable of storing a photonic state indefinitely can be constructed. The individual photon memory storage times need only increase logarithmically with the total time required to keep data qubits in memory. Furthermore, this can act as the basis for a gate-based approach to LOQC, which would allow the adoption of fault-tolerant approaches to correct other non-loss errors [7].

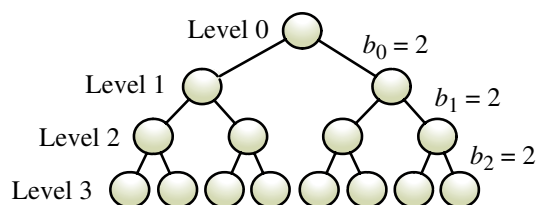
In [8] a protocol for loss-tolerant quantum computation was proposed. At the heart of this scheme was the realization that tree-shaped cluster states can be used as an encoding, each ‘tree’ replacing a logical qubit in the un-encoded cluster state. With this encoding, single-qubit losses of up to 50% can be efficiently suppressed to yield an effective loss rate for logical qubits which is arbitrarily close to zero. In this paper, we describe a construction procedure for efficiently and loss tolerantly creating the encoded logical cluster states used for both computation and memory devices in a linear optical setting and give a full account of the resources required.

There are two key techniques at the heart the linear optical memory we propose. The first is the use of specialized cluster states we term ‘hypertrees’. These states are formed from multiple loss tolerant tree clusters [8] fused together. A nice property of such states is that they allow (at the level of logical qubits) controlled-phase (CZ) gates to be implemented with arbitrary success probability, something which is not possible via linear optics and measurement on un-encoded photonic qubits; thus large encoded cluster states can be constructed, or logic gates can be implemented directly [9]. We expect this technique to be of use and significance beyond its particular application here.

The second technique is the fact that for the purposes of using continual teleportation through cluster states to keep a photon alive, only Pauli measurements are required. This is useful because it allows for a great amount of parallelization since Pauli measurements do not need to be adapted based on the outcome of other measurements. The measurements can be implemented simultaneously which helps to relax the requirements of the individual photon memory, in terms of the amount of time individual photons need to be stored for. The loss tolerant properties of the tree-structures employed allow us to attain a higher threshold than other recent proposals for linear optical-based memory [10].

We point out that here we only address detected losses (erasures), since these form the dominant errors we should expect within LOQC. Other work has addressed LOQC within the context of undetected errors, see e.g. [11, 12]. Furthermore, the near-deterministic logic gates this scheme allows on the level of encoded qubits could allow the implementation of error-correction schemes for a wider variety of errors [7].

The paper is structured as follows: first we give a brief outline of the loss-tolerant approaches in [8]. We then give a resource efficient strategy for creating the trees used in the encoding. After this, we introduce a scheme for joining tree-encoded qubits in an asymptotically deterministic way by employing ‘hypertree’ structures. Later on we will give an account of how one can build the loss tolerant quantum memory with the properties claimed earlier. A full resource count will be provided throughout to demonstrate that the scheme introduced is resource efficient.



**Figure 1.** A tree-cluster state with branching parameters:  $\{b_0, b_1 \dots b_m\} = \{2, 2, 2\}$ .

## 2. A resource for loss-tolerant computation

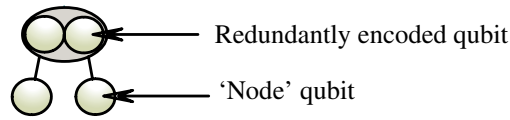
In [8] a protocol is outlined in which cluster states with a tree-structure are used to encode qubits to enable loss-tolerant measurement-based quantum computation. An example of a tree-cluster state is shown in figure 1. Tree-cluster states are fully specified by their branching parameters,  $\{b_0, b_1 \dots b_m\}$ ; for example  $b_i$  equal to the number of branches coming down from each qubit in level  $i$ . When each qubit of a logical cluster state is encoded by a tree-cluster state, then a plethora of alternative measurement patterns become available for implementing the desired logical operation; namely the measurement of the original single qubit in some arbitrary basis.

The key idea is that one can actively change this measurement pattern as one goes along to adapt for lost qubits detected on the way. At instances where qubit measurements fail, then the special quantum correlations present on the tree-cluster states can be exploited to allow the outcome of measurements on the lost qubits to be inferred by measuring other qubits on the tree, which due to the entanglement in the state will be correlated with the lost outcome. The logical operation can thus proceed with an alternative measurement pattern which is still available.

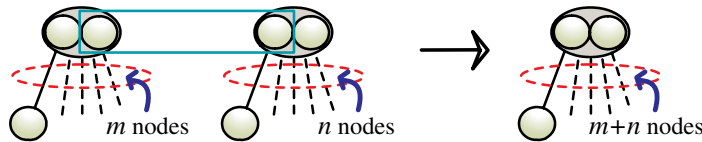
In [8] we showed that provided the trees have sufficient branching, independent qubit loss errors at rate  $\epsilon$  can be tolerated for any  $\epsilon < 0.5$ . More precisely, with only a polylogarithmic scaling of the number of qubits,  $Q$ , required to be present on a tree, the effective loss rate,  $\epsilon_{\text{eff}}$ , is exponentially rapidly reduced to zero. More recently [13] we showed that this threshold for  $\epsilon$  can be translated into an LOQC architecture with the requirement that the product of the detector efficiency,  $\eta_D$ , and the single-photon source efficiency,  $\eta_S$ , has to be greater than  $2/3$ .

## 3. Creating the tree-clusters efficiently

The special tree-cluster states introduced in [8] are fully specified by the branching parameters  $b_0$  to  $b_m$  as they are traversed from the top to the bottom levels. We review briefly in this section an efficient strategy for building these trees using redundantly encoded ‘2-trees’ as the primitive building block and fusing them together into larger cluster states using the type-II fusion gate. type-II fusion is a variant of the fusion operation which can be employed when (at least) one of the qubits acted upon is ‘redundantly encoded’. Redundant encoding is the simplest form of coding one could imagine. The logical state  $|0\rangle$  is represented by  $n$ -qubits in state  $|0\rangle$ , i.e.  $|0\rangle^{\otimes n}$  and  $|1\rangle$  is represented by  $|1\rangle^{\otimes n}$ . It is straight-forward to confirm that a Bell-state projection between such a pair of qubits acts as a parity measurement [14]—realizing a fusion operation. A type-II gate is a linear optical realization of such a Bell-measurement. It is effected by the combination of a polarizing beam splitter oriented at  $45^\circ$ , followed by number-resolving and



**Figure 2.** A 2-tree is a 3-qubit cluster state with a centrally redundantly encoded logical qubit which branches out to 2 ‘node’ qubits.

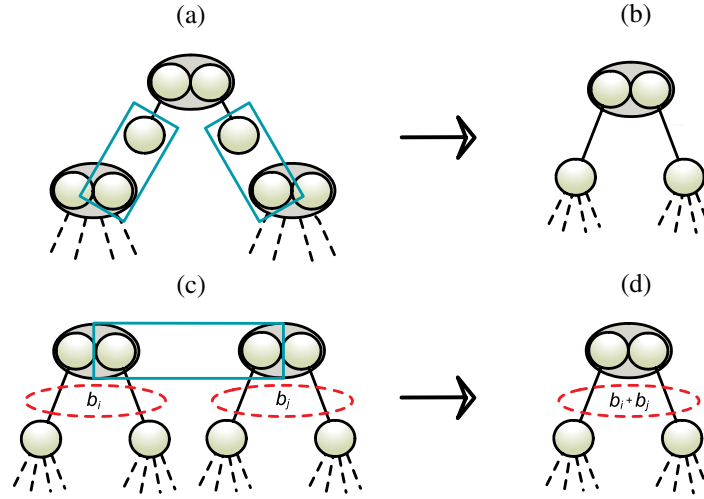


**Figure 3.** Successfully type-II fusing an  $n$ -tree with an  $m$ -tree creates an  $n + m$ -tree. The 2 photons used by the type-II gate are indicated by the green box.

polarization-resolving detectors on both output modes. Here we will use a slightly modified version of the gate by inserting a  $45^\circ$  polarization rotator on each of the two spatial modes prior to the beam splitter. For the case where two photons are detected at the same detector, the gate fails and the effect is to measure the input qubits in the  $Z$  basis (instead of in the  $X$  basis as in the original version of the gate proposed in [4]). The gate also fails when less than two photons are detected in total by the gate (because of loss, detector inefficiencies etc). The gate is only deemed ‘successful’ (i.e. the desired fusion operation is implemented) when one and only one photon is detected in each output spatial mode.

In the ideal case, where we assume no qubit loss is present and perfect sources and detectors are available, the success probability rate for the linear optical type-II gate acting on photons (which are in a locally maximally mixed state—as is the case for cluster-state photons) is 50%. In a more realistic scenario, however, the actual success rate,  $P_{II}$ , for the type-II gate is compromised by the detection efficiencies  $\eta_D$  of the two detectors and the independent loss probability  $\epsilon$  of the two photons present in the gate. Since *both* photons *must* be present and *both* detectors *must* detect a photon then  $P_{II}$  is reduced to  $(1 - \epsilon)^2 \eta_D^2 / 2$ .

Generally we define an ‘ $n$ -tree’ as consisting of a central redundantly encoded qubit (in two physical qubits with logical bases  $|00\rangle$  and  $|11\rangle$ ), to which  $n$  node qubits are connected on the graph. The example of figure 2 shows a 2-tree. The strategy we follow is to build the trees from bottom to top adding levels of qubits in the following way: first we fuse two-trees together to form  $b_m$ -trees. This is achieved through a series of post-selection steps. First we post-select upon successful fusion attempts to create a resource of 4-trees from joining 2-trees together. Then we fuse 4-trees together and create a resource of 8-trees subject to successful type-II fusions and so on. Generally we fuse  $m$ -trees with  $n$ -trees and upon successful outcomes on the type-II detectors we obtain  $(m + n)$ -trees (see figure 3). The expected number of  $2^{l-1}$ -trees required to create a  $2^l$ -tree is equal to  $2/P_{II}$ . Thus the expected number of 2-trees required to build a single  $2^l$ -tree is  $[2/P_{II}]^{l-1}$ . Furthermore, it can readily be seen that in order to create a  $b_m$ -tree such that  $2^{l-1} \leq b_m \leq 2^l$ , then on average the number of 2-trees required is  $\leq [2/P_{II}]^{\log_2(b_m)} = \text{poly } b_m$ . In this way we can efficiently create the lowest level of the desired trees with the branching parameter needed to tolerate the given loss rate.



**Figure 4.** Adding a new level requires two steps. (1) (a)  $\rightarrow$  (b) First fuse a 2-tree with two of the existing trees to add a new higher level. (2) (c)  $\rightarrow$  (d) Fuse states created in (b) together to increase the branching at the added higher level.

There are two steps involved for each additional level we would like to add. First we use two successful  $b_m$ -trees created earlier and fuse them together with a 2-tree in the fashion shown in figure 4(a) which uses two type-II gates. Upon successfully performing the gates the resulting cluster state is the one shown on figure 4(b). This is now a tree with branching parameters  $\{b_0, b_1\} = \{2, b_m\}$ . The second step is to fuse these trees together as shown in figure 4(c) to increase the top level branching from 2 to  $b_{m-1}$ . We can now increase the branching parameter on the top level from 2 to  $b_{m-1}$  by combining these tree-clusters together, much as we combined the initial 2-trees. To complete the first step, the expected number of 2-trees required in order to create a single tree with branching parameters  $\{2, b_m\}$  is  $(2 \text{ poly}(b_m) + 1)[1/P_{\text{II}}]^2$ . To complete the second step, the expected number of trees with branching parameters  $\{2, b_m\}$  required in order to create a single tree with branching parameters  $\{b_{m-1}, b_m\}$  is  $\leq [2/P_{\text{II}}]^{\log_2(b_{m-1})}$ . Therefore the overall expected cost in 2-trees required to create one such tree is  $\leq [1/P_{\text{II}}]^2 \text{ poly}(b_{m-1}) \text{ poly}(b_m)$ . This suggests that the extra added level with branching parameter  $b_{m-1}$  incurs an increasing factor  $[1/P_{\text{II}}]^2 \text{ poly}(b_{m-1})$  in the 2-trees overhead. Iterating the process in order to add all required levels suggests that in order to create one tree-cluster state with the full branching parameter profile  $\{b_0, b_1 \dots b_m\}$  (as required in [8]) then the expected number of 2-trees required satisfies:

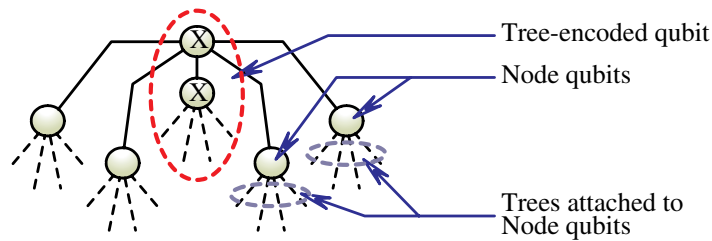
$$\langle N_{2\text{-trees}} \rangle \leq \left[ \frac{1}{P_{\text{II}}} \right]^{2m} \prod_{i=0}^m \text{poly}(b_i). \quad (2)$$

The overall conclusion is that the expected number of qubits consumed in order to build a tree containing  $Q$  qubits is polynomial in  $Q$ , since  $m \leq \log_2(Q)$ .

#### 4. From trees to ‘hypertrees’

In this section, we shall introduce a new cluster state structure which we call a ‘hypertree’. In comparison to the tree-clusters introduced in [8], these have useful extra properties which we





**Figure 5.** A hypertree consists of node, tree-encoded qubits (used in type-II fusions for joining hypertrees) which are attached on a central (circled) tree-encoded qubit intended for a logical cluster state.

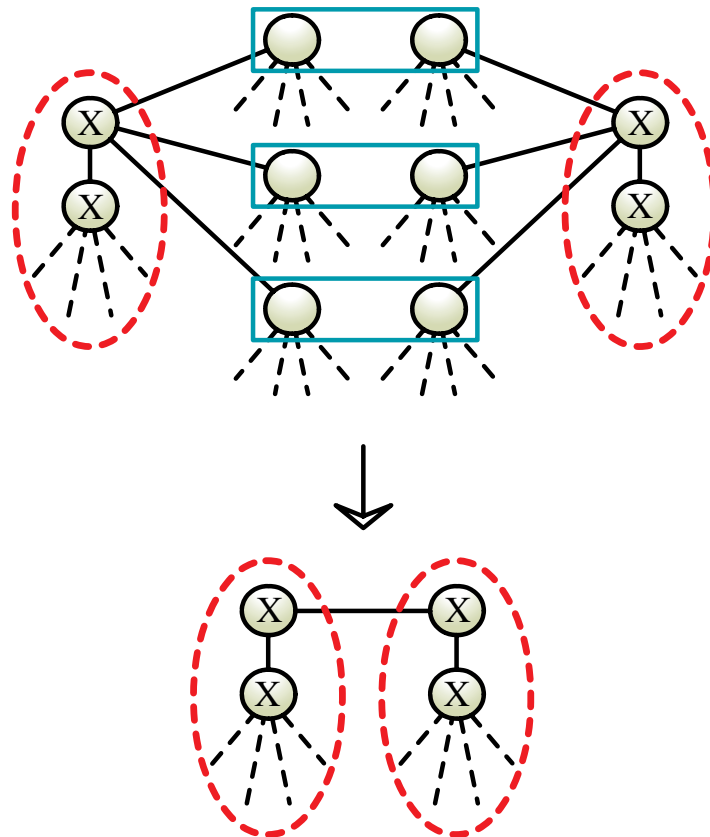
shall describe below. An example of a hypertree can be seen in figure 5. Hypertrees are similar to the original trees, the only differences being the addition of an extra higher level. We assume that two of the qubits have been successfully measured in the  $X$ -basis. The hypertree state is the state after these measurements have been performed. We retain them to simplify the states description. In practice, one would generate the post- $X$ -measurement hypertree state directly.

Each hypertree must be thought of as being a single, tree-encoded, logical qubit which is directly linked to a number of node qubits. Each of these node qubits are the root of a further tree structure. These node-qubits will be used as the input of type-II fusion gates to join together logical tree-encoded qubits (directly linked with them within their hypertrees) into larger computation-specific, tree-encoded cluster states. These node qubits serve the same role as the leaf node qubits introduced by [12] however the trees attached to these node qubits allow them to be measured indirectly and loss-tolerantly allowing one to recover from failures of the fusion gate. An alternative description of the hypertree structures (as redundantly encoded qubits which are further tree encoded) was presented in [13].

As we shall see later, the node qubits provide a number of different alternatives whereby one can attempt to join two logical qubits together. At most *one and only one* type-II gate is required to succeed between the node qubits of any two distinct hypertrees in order for the logical tree-encoded qubits to be successfully joined together. This entire process is analogous to a logical CZ gate performed between the logical qubits. This is an essential step in creating the computation-specific, tree-encoded cluster state to be used by a computation. Further on we will see that the reason for going through the intermediate steps of first building hypertrees and then type-II fusing their node qubits together in order to build computation-specific cluster states is that it allows us to join logical tree-encoded qubits together in a near-deterministic fashion by using the probabilistic type-II fusion gates; and that this is possible with just polynomial resource overheads.

In figure 6 we show how two hypertrees can be linked together using type-II gates. To see why it is we only require one type-II gate to succeed we need to closely examine all the possible outcomes a type-II gate can give and explain how they can be dealt with. A type-II gate has three distinct sets of outcomes: either (a) only one or no photons will be detected (because of loss or detector inefficiency) or (b) both photons will be detected at the same detector or (c) both photons will be detected, one at each separate detector. From these possibilities only (c) is accepted as the correct outcome. The outcomes (a) and (b) would be catastrophic if encoded qubits are not used. However, the fact that here there is a tree joined on every node photon means that we can execute specific measurement patterns on those trees to rectify any of the possible outcomes with



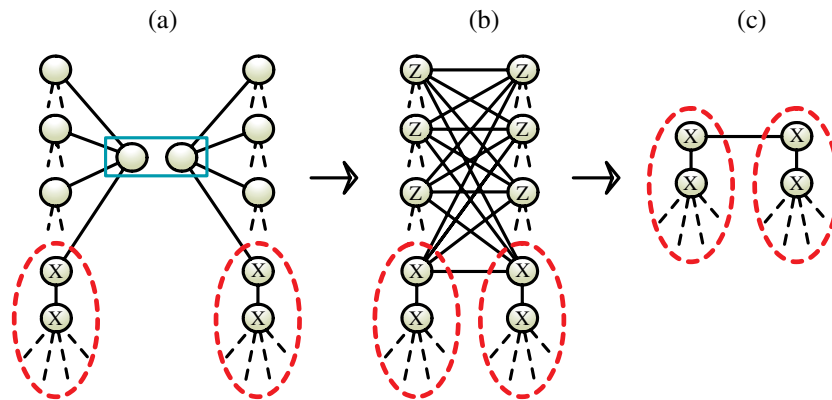


**Figure 6.** Two hypertrees can be joined together by type-II fusing together their node qubits. Only one type-II is required to succeed. The overall effect is to create a CZ bond between the 2-tree-encoded qubits present in the original hypertrees if indeed at least one of the type-II gates succeeds.

arbitrary success probability. In particular, if outcome (a) occurs and the measured qubits are lost, then they can be indirectly and loss tolerantly measured in the  $Z$ -basis by measuring qubits in their attached tree as was discussed in considerable detail in [8].

If outcome (b) occurs then this has the effect of measuring the node qubits in the  $Z$  basis. This is the least damaging result for an unsuccessful outcome, as it simply removes the node qubits from the two hypertrees. This is precisely the reason for using the modified version of the type-II gate mentioned earlier, as in cluster state computation the effect of  $Z$  measurements is to remove the measured qubits from the cluster state. Note that measuring the remainder of the connected tree can be advantageous since the extra measurements can provide additional information as to what the  $Z$  measurement outcome on the node qubits should be. Obtaining many such ‘votes’ for a given outcome and applying a majority voting over these results can greatly suppress logical errors such as depolarization [15, 16] although a full discussion of this effect is beyond the scope of this paper.

Finally, if outcome (c) occurs then we know that the gate has been successfully implemented. Figure 7 shows explicitly an example of a successful type-II gate. Once the successful outcome is received then there are a number of new bonds created between the two hypertrees as shown in figure 7(b). Of all these new bonds, only the direct bond between the two logical qubits is



**Figure 7.** (a) A type-II gate is implemented between two node photons of two distinct hypertrees. (b) The resulting state after the successful type-II outcome. (c) Resulting state after measuring the undesired qubits in the Z-basis. This is now a state whereby the two logical qubits are successfully linked by a CZ bond.

required. Any of the other bonds emerging from the qubits, that used to be in the first level of the trees attached on to the original node qubits from either hypertree, must now be removed. This can be achieved by measuring all these qubits in the Z basis. Note that these Z measurements can again be implemented with a success probability arbitrarily close to unity, because they can also be effected indirectly. Remember that these measurements are effected on qubits each of which was at the top level of a tree. Thus the Z measurements can also be effected indirectly by following measurement patterns on the lower levels of these trees in the fashion explained by [8].

It is clear, therefore, that regardless of which type-II fusion outcome occurs there is a specific measurement pattern that can be followed to deal with it. The purpose of these hypertrees is to (asymptotically) deterministically join tree-encoded qubits together using lossy and probabilistic type-II gates. At least one type-II gate must succeed in order to be able to join two logical qubits together. As such it is expected that the higher the number of node qubits present in hypertrees, the higher the effective probability for at least one type-II fusion gate to succeed. We now analyse in a little more detail the requirements for resource efficiency.

The computation-specific cluster states, used in the one way model for quantum computing [17], can be thought of as being created in two steps. First the qubits are initiated in the  $|+\rangle$  state and then the bonds present in the cluster state are formed by effecting CZ gates between pairs of qubits. Suppose we would like to build a computation-specific cluster state formed by tree-encoded logical qubits. Such a cluster state can be built with arbitrary success probability by first initiating hypertrees and then fusing those together. Recall that hypertrees consist of tree-encoded logical qubits attached to node photons (which in turn have a tree attached on them). We showed above that type-II fusing node qubits of two distinct hypertrees has the effect of forming a direct CZ bond between the tree-encoded logical qubits present in these hypertrees. More importantly is that the probability with which this bond is effected can be increased dramatically, simply by allowing for a large number of node qubits to be available on each of the hypertrees containing the logical qubits. This is because that would allow for the possibility of a large number of type-II attempts to be implemented between the node qubits of the two hypertrees. Since the requirement

is just *one* of those fusion attempts needs to succeed, the effective success probability for joining the logical hypertrees together is increased.

Assume w.l.o.g. that any logical qubit in the above computational cluster state must be bonded to  $n$  other logical qubits. Further assume that for any such bond we would like to allow for a maximum of  $k$  type-II fusion attempts to be performed. This suggests that we would want to use hypertrees which have  $kn$  node photons. To build such hypertrees would require an expected number of  $[1/P_{\text{II}}]^2 \text{poly}(kn)$ . To see this remember that hypertrees are in effect identical to the regular trees with an additional higher level with branching factor  $kn$ .

On the other hand, the probability for successfully joining two tree-encoded logical qubits together (using their hypertrees) is given by:

$$P_{\text{CZ}} = [1 - (1 - P_{\text{II}})^k] P_{\text{tree}}^{2k}. \quad (3)$$

Here  $P_{\text{tree}}$  is the probability for successfully implementing the necessary measurement pattern on the tree attached to a node photon as soon as the result of the type-II fusion gate involving the node photon becomes available. There are  $2k$  such node photons involved with every attempt to fuse two hypertrees together and the  $P_{\text{tree}}^{2k}$  factor is present in the expression for  $P_{\text{CZ}}$  above because all measurement patterns that have to be followed on the trees attached on these  $2k$  node photons must succeed in order for the successful fusion of the hypertrees.

The objective is to check whether  $P_{\text{CZ}}$  can approach unity with efficient resource scaling. Consider first the factor  $[1 - (1 - P_{\text{II}})^k]$  in the expression for  $P_{\text{CZ}}$ . The success probability for performing a type-II gate,  $P_{\text{II}}$  is a fixed, physical parameter of the experimental set-up; thus one can choose a value for  $k$  to compensate for any value of  $P_{\text{II}}$  efficiently. Here what we mean by efficiently is that even with a very modest linear increase of the value of  $k$  the factor  $[1 - (1 - P_{\text{II}})^k]$  increases and approaches unity exponentially fast no matter how small  $P_{\text{II}}$  is.

However, this linear increase in the value of  $k$  will have a noticeable effect on the second factor in the expression for  $P_{\text{CZ}}$  given by  $P_{\text{tree}}^{2k}$ . In [8] we showed with numerical analysis that  $P_{\text{tree}}$  is related to  $Q$ , the number of physical qubits present in a tree-encoded logical qubit, by the expression:

$$\log(Q) = c \log \log \left( \frac{1}{1 - P_{\text{tree}}} \right), \text{ where } c \approx 4.5. \quad (4)$$

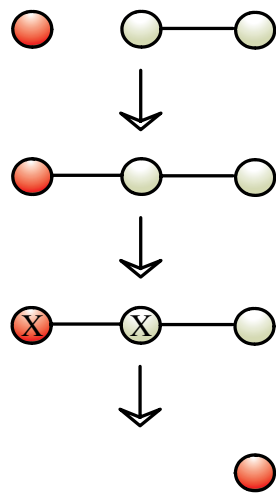
Rearranging gives:  $P_{\text{tree}} = 1 - \exp(-Q^{1/c})$  thus:

$$P_{\text{tree}}^{2k} \simeq 1 - 2k \exp(-Q^{1/c}), \quad (5)$$

is a good approximation since  $1 \gg \exp(-Q^{1/c})$  even for very modest values of  $Q$ .

From this we can deduce that  $P_{\text{tree}}^{2k}$  is linearly decreasing with  $k$ , but the effect can be over-compensated by the choice of  $Q$  since  $P_{\text{tree}}^{2k}$  is *exponentially* dependent on  $Q^{1/c}$ . By *linearly* increasing  $Q^{1/c}$ , one can over-compensate the effect of the previously chosen value for  $k$  and still have  $P_{\text{tree}}^{2k}$  approaching unity *exponentially* fast.

We conclude therefore, that  $P_{\text{CZ}}$  can approach unity exponentially fast with just *linearly* increasing  $k$  and *polynomially* increasing  $Q$  with respect to  $P_{\text{CZ}}$ . This is an efficient resource scaling as the number of qubits present on a hypertree with say  $nk$  node qubits, contains  $nk(Q + 1)$

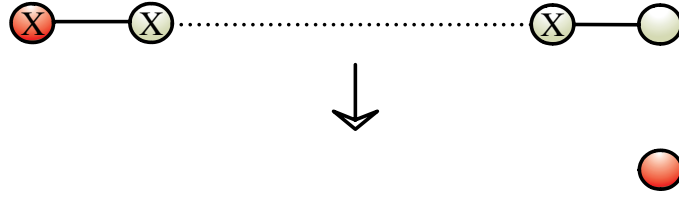


**Figure 8.** The quantum memory proposed works in a teleportation approach. First the tree-encoded data qubit (red) which is in an arbitrary state  $\alpha |0\rangle + \beta |1\rangle$  is joined on a tree-encoded linear cluster. By performing logical  $X$  measurements on the data qubit and the next on its right teleports the state on the qubit furthest to the right.

physical qubits in total. Hence the overall resource scaling is polynomial with highest degree equal to  $c + 1$  with respect to  $P_{CZ}$ .

## 5. A loss tolerant quantum memory

Using the hypertrees introduced above one can create linear clusters of tree-encoded qubits. Such linear clusters and measurements in the  $X$  basis can then be used as a loss tolerant quantum memory for the one-way model for quantum computing. The memory we propose works in a teleportation-type approach. As can be seen in figure 8, the main idea is to join a data qubit with a linear cluster of 2-qubits. Subject to successfully achieving this, one can proceed by measuring the original data qubit and the first qubit of the former 2-qubit linear cluster in the  $X$  basis. Subject to successfully implementing these steps, the state of the original data qubit has now been teleported to the last qubit (formerly the second qubit of the 2-qubit linear cluster). One can of course iterate this process for as long as necessary to store the data qubit. This in fact is exactly analogous to joining a longer linear cluster in the first place and performing an even number of  $X$  measurements (see figure 9); the effect is to teleport the data qubit through a longer cluster, but equally it can be argued that the effect is to store the data qubit for a longer period of time. One can deduce that the method proposed here is a resource efficient way for constructing a quantum memory. In the previous section, we showed that with just polynomially increasing resources, one can perform logical CZ-gates between tree-encoded qubits with exponentially increasing success probability,  $P_{CZ}$ . In addition, the results of [8] indicate that the effective success probability,  $P_{\text{tree}}$ , for performing a measurement on a tree-encoded qubit, can be exponentially increased towards unity by polynomially increasing  $Q$ . These two are the operations required for the proposed memory.



**Figure 9.** Teleporting a data qubit through a longer tree-encoded linear cluster.

Suppose we wish to create a memory that stores qubits for a time  $\tau_{\text{mem}}$  with an overall success probability  $P_{\text{mem}}$ . The method we will actively create and use to operate the memory would be as follows.

1. Create a new hypertree.
2. Perform a logical CZ-gate between the data qubit and the new hypertree.
3. Measure original data qubit in the  $X$ -basis.
4. Label the remaining logical qubit as the new data qubit and repeat from 1.

Suppose also that the time it takes for one cycle (steps 1–4 to complete) is  $\tau_q$ . Note that the overall success probability for performing one cycle is given by  $P_{\text{CZ}}P_{\text{tree}}$ . In other words it is the probability of successfully joining the newly created hypertree to the data qubit followed by successfully measuring the original data qubit in the  $X$ -basis. This would suggest that:

$$P_{\text{mem}} = (P_{\text{CZ}}P_{\text{tree}})^{\tau_{\text{mem}}/\tau_q}, \quad (6)$$

as we would need to repeat the cycle  $\frac{\tau_{\text{mem}}}{\tau_q}$  times in order to store a data qubit for a period of  $\tau_{\text{mem}}$ . (Incidentally the number of cycles has to be even in order to perform the identity gate which is what in effect the memory gate actually is in this setting, however this feature does not affect the resource scaling calculations that follow.)

By substituting equation (3) for  $P_{\text{CZ}}$  the expression for the memory success probability becomes:

$$P_{\text{mem}} \approx \left[ 1 - \left( \frac{\tau_{\text{mem}}}{\tau_q} \right) (1 - P_{\text{II}})^k \right] \left[ 1 - (2k + 1) \left( \frac{\tau_{\text{mem}}}{\tau_q} \right) \exp(-Q^{1/c}) \right]. \quad (7)$$

With a bit of thought one can see that  $k$  and  $Q^{1/c}$  scale logarithmically with  $\tau_{\text{mem}}$ . To see this suppose we need to find  $k'$  such that:

$$\left( \frac{\tau_{\text{mem}}}{\tau_q} \right) (1 - P_{\text{II}})^{k'} = (1 - P_{\text{II}})^k. \quad (8)$$

Taking logarithms on both sides gives:

$$k' = k - \frac{\log[\tau_{\text{mem}}/\tau_q]}{\log[1 - P_{\text{II}}]}. \quad (9)$$

Similarly, suppose we wish to find  $Q'$  such that:

$$\left(\frac{\tau_{\text{mem}}}{\tau_{\text{q}}}\right) \exp(-Q'^{1/c}) = \exp(-Q^{1/c}). \quad (10)$$

Taking logarithms on both sides gives:

$$Q'^{1/c} = Q^{1/c} + \log\left[\frac{\tau_{\text{mem}}}{\tau_{\text{q}}}\right]. \quad (11)$$

Clearly by logarithmically increasing both  $k$  and  $Q^{1/c}$  with respect to the memory time,  $\tau_{\text{mem}}$ , has the effect of increasing the memory success probability to:

$$P_{\text{mem}} = (P_{\text{CZ}} P_{\text{tree}})^{\tau_{\text{mem}}/\tau_{\text{q}}} \rightarrow P_{\text{CZ}} P_{\text{tree}}. \quad (12)$$

Such a memory will require  $\tau_{\text{mem}}/\tau_{\text{q}}$  hypertrees in order to store a data qubit for a time  $\tau_{\text{mem}}$ . Thus overall, resources scale proportionally to  $\left(\frac{\tau_{\text{mem}}}{\tau_{\text{q}}}\right) \left[\log\left(\frac{\tau_{\text{mem}}}{\tau_{\text{q}}}\right)\right]^2$ . The resource scaling here, is with regards to the total time  $\tau_{\text{mem}}$  with which the qubit is required to be stored. With regards to the success probability rate,  $P_{\text{mem}}$ , by which the data stored is stored over  $\tau_{\text{mem}}$ , the results of the previous section for the resource scaling with respect to  $P_{\text{CZ}}$  imply that  $P_{\text{mem}}$  can increase exponentially fast towards unity with similar polynomially increasing resources.  $P_{\text{mem}}$  differs from  $P_{\text{CZ}}$  by a mere factor of  $P_{\text{tree}}$  (after considering the resource scaling with respect to the  $\tau_{\text{mem}}$ ) suggesting that the resource scaling with respect to  $P_{\text{mem}}$  would be polynomial with degree  $c + 1$  which is very similar to the resource scaling with respect to  $P_{\text{CZ}}$  discussed in the previous section.

As we now explain, the fidelity of the quantum memory we are proposing can be defined as the success probability of the memory. This of course is only true under the assumptions we made throughout this paper namely that the only source of error is loss due to imperfect detectors, imperfect single-photon sources and lossy components. We also assume that no dark counts occur at the detectors and that the single-photon sources do never emit 2-photon states. Under this model, the type-II gates filter out all possible outcomes by discarding any input states that gave rise to an erroneous outcome as soon as such outcomes become known. Conversely this suggests that whenever a hypertree is postselected subject to successful outcomes *on all* the type-II gates involved in its preparation then such a state may be regarded as being prepared perfectly.

The (yet) unmeasured qubits of the hypertree may not all have been present during the preparation of the state, and thus may not have acquired the relevant entangling bonds intended by the type-II gates. Such lost qubits would inevitably fail to be detected when their measurement is attempted and the protocol proposed in [8] can deal with such instances. However the important point to note is that the type-II gates have the property of taking imperfect source states at the input (i.e. states with lost photons prior to the input of the type-II gate, but no loss from the pair of photons operating the gate) and producing output states (supposing the correct type-II gate outcome) which are identical to states that are produced by perfect input states which undergo loss of the *same* qubits only *after* the action of the type-II gate. In other words if we were to model loss by a beam-splitter of reflectivity  $\eta$  placed at each input spatial mode of a type-II gate,

we find that we can commute the two beam-splitters to the two output spatial modes of the gate prior to the detectors. This is specifically true whenever the type-II gate is operated by *at most one* photon in each of the input modes which is indeed always the case in the construction of the memory. The property of the type-II gate just described implies that the fidelity of the states created using this approach are only affected by loss. Thus the probability by which a memory can succeed also gives the fidelity of the physical quantum state constituting the memory.

## 6. For how long do the memory photons need to be stored?

We will give an estimate on the maximum time,  $\tau_{\max}$ , individual photons in the memory resource need to be stored for in terms of the time,  $\tau_{\text{II}}$ , it takes for a type-II gate and associated classical feed-forward to complete (essentially the number of steps in the protocol). In order to simplify the derivation we are also assuming that  $\tau_{\text{II}}$  is the time required to perform single-qubit measurements and the associated classical feed-forward, although it must be appreciated that in reality such measurements could take slightly more time than the type-II gates. However the vast majority of the time steps involved in the building process of the quantum memory only involve type-II fusion gates for the creation and joining of the hypertrees. Thus if the time required to perform single-qubit measurements is comparable with  $\tau_{\text{II}}$ , it should not make a significant difference in the estimate derived for  $\tau_{\max}$ . In giving this estimate, we make the assumption throughout that the resources for implementing parallel computations are available in every step.  $\tau_{\max}$  is thus the time it takes from the moment individual un-entangled photons are produced until they are finally measured as part of the linear clusters used in the memory.

We estimate this time to be

$$\tau_{\max} = \left[ \sum_{i=0}^m \log_2(b_i) + m + \log_2(kn) + C \right] \tau_{\text{II}}, \quad (13)$$

where  $b_i$  are the branching parameters and  $m$  is the maximum depth of the trees cluster states introduced in [8] and  $C$  is a constant  $\sim 5-8$ .

To derive this expression for  $\tau_{\max}$  we count first the time steps required to build 2-trees out of un-entangled photons, then the number of time steps it takes to build trees out of 2-trees, then the time it takes to build trees into hypertrees and lastly the time it takes to implement all the type-II fusion gates along with the single photon measurements, to join together tree encoded qubits as linear logical clusters and measure the logical qubits.

The time it takes to build 2-trees from un-entangled photons is equal to  $2\tau_{\text{II}}$ . One  $\tau_{\text{II}}$  time step is required to build the intermediate three photon GHZ,  $|000\rangle + |111\rangle$ , states, and another  $\tau_{\text{II}}$  is required to fuse those into 2-trees.

To see what the total time is to build the trees introduced in [8] using 2-trees we need to note first the number of  $\tau_{\text{II}}$  time steps required in order to increase the branching at any level from 2 to  $b_i$  (see figure 4 step 2). At each  $\tau_{\text{II}}$  time step we attempt fusion gates in order to join trees together to double the top level branching by post selecting the successful type-II fusion gate outcomes. Thus it takes approximately  $\log_2(b_i) \tau_{\text{II}}$  time steps to increase the branching to  $b_i$ . To add a higher level on the existing sub-trees with branching equal to 2 (see figure 4 step 1) requires one  $\tau_{\text{II}}$  time step. Thus overall the number of  $\tau_{\text{II}}$  time steps required to build trees from 2-trees is  $\sum_{i=0}^m \log_2(b_i) + m$ .



To build trees into hypertrees essentially means that we want to add an additional higher level with branching equal to  $kn$ . Thus by following the same logic this can be achieved by  $\log_2(kn)$  extra  $\tau_{II}$  time steps.

In order to implement fusion gates on hypertrees in order to join their tree-encoded logical qubits into tree-encoded linear clusters (as required by the proposed memory gate), requires merely three  $\tau_{II}$  time steps. This is because *all* the type-II gates can be implemented simultaneously in one  $\tau_{II}$  time step. Provided that at least one of these gates is successful (which occurs with near unit probability) the desired fusion between the encoded logical qubits can be engineered by choosing appropriate measurement patterns for the subtrees attached to these node qubits. Whatever the outcomes of each of these gates will be, the measurement pattern that dictates what would have to be performed on the trees attached to each of the node photons on all the hypertrees involved, would be known as soon as the fusion outcome is registered. These measurement patterns would take at most two  $\tau_{II}$  time steps to complete. This is because normally we can attempt to measure in one  $\tau_{II}$  time step all the qubits in level 0 of the trees [8] attached on every node photon. Then, subject to whether or not the measurements on this level succeed or fail because of loss, this would define a distinct measurement pattern that must be implemented on all the remaining qubits of the lower levels of the tree. This measurement pattern gives the basis in which each of the remaining qubits in the trees attached to the node qubits has to be measured. The measurement bases of these patterns are all Pauli measurements and are not dependent upon the patterns of loss within them. Therefore this entire set can be measured in one time step.

The last thing remaining is to perform the logical  $X$  measurements on the data qubit, and the adjacently joined qubit from the linear cluster (see figure 8), remembering that both these are tree encoded. In order to implement the logical  $X$  measurements would require a set of many physical measurements [8]. However all these measurements can be performed in two  $\tau_{II}$  time steps. First we attempt  $X$  measurements on all of the physical qubits at level 0 of the trees in both of these logical qubits. As before, depending on whether or not loss occurs in the measurements defines a distinct measurement pattern that can be implemented on all the remaining qubits of the tree. This again can be implemented in one further  $\tau_{II}$  time step because all the measurements are again of Pauli observables.

Note that the expression for  $\tau_{\max}$  is logarithmically dependent on the branching parameters of the trees and hypertrees used for the encoding and creation of the logical cluster states. This suggests that if there are enough resources available to allow for any operations to be performed in parallel this loss tolerant quantum memory is very fast, relying on qubits which do not have to be stored over long times.

## 7. Individual photon memory

In the previous sections we assumed that photons not used by a type-II fusion gate during the creation of the quantum memory can be perfectly stored until the memory is created. Of course, this assumption is not reasonable in a laboratory implementation.

Suppose that  $P_{\tau_{II}}$  is the probability of successfully storing a photon not used in a type-II for a time  $\tau_{II}$ . Further assume the pessimistic scenario where every photon (used in the building process of the quantum memory we are proposing) had to survive for the maximum time  $\tau_{\max}$ . This would suggest that the probability of successfully storing any photon would be  $(P_{\tau_{II}})^{\tau_{\max}/\tau_{II}}$ . Here we make the assumption that the individual photon memory is similar in form to the

cyclical quantum memory for photons proposed in [5] (i.e. the rate of photon loss during storage is constant). In other words the probability of storing the photon degrades by a factor of  $P_{\tau_{\text{II}}}$  for every  $\tau_{\text{II}}$  time step the photon is stored.

In [8] it was shown that it is possible to perform universal quantum computing using tree-encoded qubits, provided that the probability of successfully detecting the physical qubits on the trees is greater than 50%. This implies that:

$$(1 - \epsilon)\eta_{\text{D}} (P_{\tau_{\text{II}}})^{\tau_{\text{max}}/\tau_{\text{II}}} \geq 1/2. \quad (14)$$

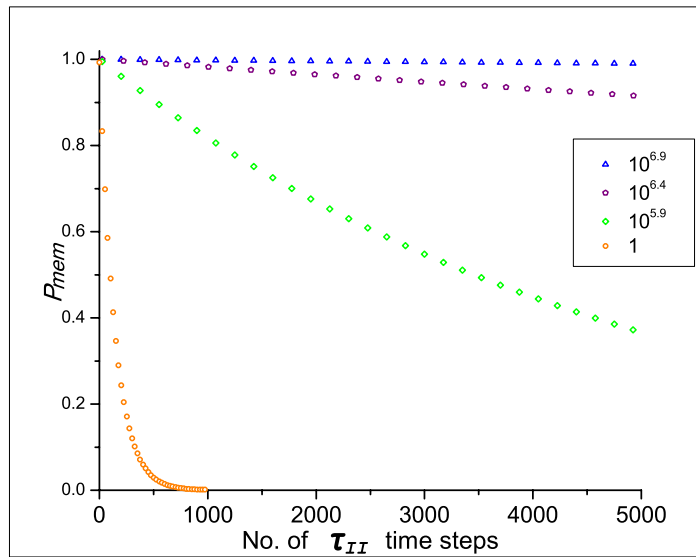
If the above inequality is satisfied, then it is possible to build a quantum memory which is able to store data with arbitrary success probability over arbitrarily long times whereby the resource scalings involved are of the form described in the earlier sections of this paper. The only implication of properly considering memory errors in the derivation of the 2-trees resource scaling is that the degree of the polynomial dependence on the tree branching parameters will change. Properly considering memory errors effectively reduces the success rate of the type-II fusion gate by (at worse) a factor of  $P_{\tau_{\text{II}}}^{(2\tau_{\text{max}}/\tau_{\text{II}})}$  as such errors can be absorbed in the type-II fusion gate as loss errors. This in effect would increase the degree of the polynomial dependence the 2-trees overhead has on the tree branching parameters (see section 3). On the other hand the proper consideration of the memory errors during the building process of the quantum memory has no effect on the derivation of  $\tau_{\text{max}}$ , the maximum time individual photons need to be stored for in the process of building and using the quantum memory proposed in this paper.

Let us give an example with some sensible values of the various parameters involved, to give an idea as to what the expectations are for  $P_{\tau_{\text{II}}}$ . Suppose that the detector efficiency,  $\eta_{\text{D}}$ , and the source efficiency,  $\eta_{\text{S}}$ , are both 95%. Further assume that we have  $P_{\tau_{\text{II}}}^{(\tau_{\text{max}}/\tau_{\text{II}})} = 85\%$ . This means that the loss rate of the initial 3-qubit GHZ states (and all the subsequent trees produced using type-II gates) using the linear optics circuit proposed by [13] would be approximately 30%. Further suppose that we desire to implement a loss tolerant quantum memory gate which will have an effective success probability:  $P_{\text{mem}} \geq 99.99\%$ . This probability is the combined probability of successfully joining an encoded 2-linear cluster to a single data qubit, and being able to perform the two logical  $X$  measurements. To achieve this, it would suffice to create trees that have a success probability of 99.999% for performing a single-qubit measurement on a tree-encoded qubit [8] and to create the hypertrees involved with enough node photons such that the effective success probability for joining two of them together would be 99.999%. (This is because  $[99.999\%]^5 \geq 99.99\%$ .)

The trees that can suppress a loss rate of 30% to an effective success probability of 99.999% for performing the single-qubit measurement on tree-encoded qubits have branching parameters {11, 23, 22, 4, 1} (data from [8]). Each type-II gate will succeed with probability  $\geq P_{\text{II}}(0.85)^2 \simeq 14.5\%$  with the values of  $\eta_{\text{D}}$ ,  $\eta_{\text{S}}$  and  $P_{\tau_{\text{II}}}^{(\tau_{\text{max}}/\tau_{\text{II}})}$  given above. Thus  $k$ , the number of node photons that have to be present to boost the effective probability of joining hypertrees together,  $P_{\text{CZ}}$ , to 99.999% is  $\sim 74$ . The number of bonds each hypertree forms with other hypertrees,  $n$ , is equal to 2 since we are only building linear cluster states for the needs of the proposed memory (cf in a linear cluster state each qubit is at most connected to two other qubits).

Substituting these values in the expression for  $\tau_{\text{max}}$  we find that the number of  $\tau_{\text{II}}$  time steps which are required for the memory 2-qubit linear cluster are  $\sim 25$ . Therefore we require that:

$$P_{\tau_{\text{II}}}^{25} = 0.85 \quad \Rightarrow \quad P_{\tau_{\text{II}}} = 0.993. \quad (15)$$



**Figure 10.** Graph showing how  $P_{\text{mem}}$  varies with storage time when the tree-encoded memory is implemented. The legend gives the number of qubits present in the hypertrees for making up the tree-encoded, memory cluster states for each curve.

Therefore in this specific example we demonstrated that logical qubits can be stored for a time of  $25\tau_{\text{II}}$  with a success probability of  $\geq 99.99\%$  provided that individual photons can be stored for a time  $\tau_{\text{II}}$  with probability of 99.3% (assuming of course the values given for the detector and source efficiencies as well). Comparing with technology which is currently available we see that the value of  $P_{\tau_{\text{II}}}$  derived above is a bit demanding, some two orders of magnitude away from what is currently possible. For example the cyclical quantum memory for photons proposed in [5] has a cycle time of 13.3 ns during which the probability of successfully storing the photon is 81%. More recently in [18] it was shown that gate operation times with active feed-forward take  $\sim 150$  ns. Setting  $\tau_{\text{II}}$  to 150 ns shows that individual photon memory times should improve by at least an order of magnitude in storage times and at least an order of magnitude in the success probability rate in order to be able to implement the proposed quantum memory.

In figure 10 we show how  $P_{\text{mem}}$  can be affected by simply varying the resources used in the tree-encoded memory should this value of  $P_{\tau_{\text{II}}}$  be achieved. In each of the plots we assume that the probability for storing an individual photon over time  $\tau_{\text{II}}$  is taken to be 99.3% and observe how  $P_{\text{mem}}$  varies when the number of qubits present in hypertrees is increased. As we can see from figure 10 for the case when no encoding is used,  $P_{\text{mem}}$  drops to zero very rapidly in a time less than  $1000\tau_{\text{II}}$ . However by increasing the number of qubits used in hypertrees one can actively reduce the rate by which  $P_{\text{mem}}$  decays. As long as equation (14) is satisfied, then the decay rate can in principle be reduced arbitrarily close to zero.

## 8. Conclusion

In this paper we showed that it is possible to loss tolerantly create a quantum memory based on a teleportation-type method which itself is tolerant to photon loss. The method exploits the fact

that successive pairs of measurements of qubits in the  $X$ -basis in linear cluster states have the effect of performing the identity gate. We demonstrated that the success probability with which data qubits can be stored with can approach unity exponentially fast by polynomially increasing the resource overhead with respect to the success probability. We also showed that the resources only need to scale polynomially with respect to the time we wish to keep a qubit stored.

In addition we showed that the maximum time required to store photons in order to create an elementary unit of the the loss tolerant memory—namely the 2-qubit linear cluster state—is logarithmically dependent on the resources required. Strictly speaking, this can indeed destroy the threshold result, however, from a practical point of view, this is a mild limitation since it only affects storage for extremely long times.

In the scheme for the quantum memory we are proposing, we introduced special cluster state structures (we called them hypertrees) which allow probabilistic type-II gates to be used to perform logical CZ-gates amongst tree-encoded qubits in a near-deterministic fashion. Since it is straightforward to convert parity measurements to entangling gates (see e.g. [9, 14]), this raises the possibility of using these gates to implement an additional layer of encoding for tolerance to more general errors, while retaining the much relaxed loss threshold that our protocol provides.

## Acknowledgments

This study was supported by DTO-funded US Army Research Office contract no. W911NF-05-0397, Merton College, Oxford and the Engineering and Physical Sciences Research Council (EPSRC) and the EPSRC's QIPIRC.

## References

- [1] Knill E, Laflamme R and Milburn G J 2001 *Nature* **409** 46
- [2] Yoran N and Reznik B 2003 *Phys. Rev. Lett.* **91** 037903
- [3] Nielsen M A 2004 *Phys. Rev. Lett.* **93** 040503
- [4] Browne D E and Rudolph T 2005 *Phys. Rev. Lett.* **95** 10501
- [5] Pittman T B and Franson J D 2002 *Phys. Rev. A* **66** 062302
- [6] Julsgaard B, Sherson J, Cirac J I, Fiurasek J and Polzik E S 2004 *Nature* **432** 482
- [7] Raussendorf R, Harrington J and Goyal K 2006 *Ann. Phys.* **321** 2242  
Raussendorf R and Harrington J 2006 *Preprint* quant-ph/0610082
- [8] Varnava M, Browne D E and Rudolph T 2006 *Phys. Rev. Lett.* **97** 120501
- [9] Beenakker C W J, DiVincenzo D P, Emary C and Kindermann M 2004 *Phys. Rev. Lett.* **93** 020501
- [10] Ralph T C, Hayes A J F and Gilchrist A 2005 *Phys. Rev. Lett.* **95** 100501
- [11] Aliferis P and Terhal B M 2007 *Quantum Inform. Comput.* **7** 139
- [12] Nielsen M A, Haselgrove H L and Dawson C M 2006 *Phys. Rev. Lett.* **96** 020501  
Nielsen M A, Haselgrove H L and Dawson C M 2006 *Phys. Rev. A* **73** 052306
- [13] Varnava M, Browne D E and Rudolph T 2006 *Preprint* quant-ph/0702044
- [14] Pittman T B, Jacobs B C and Franson J D 2001 *Phys. Rev. A* **64** 062311
- [15] Rohde P P, Ralph T C and Munro W J 2007 *Phys. Rev. A* **75** 010302(R)
- [16] Varnava M, Browne D E and Rudolph T in preparation
- [17] Raussendorf R and Briegel H J 2001 *Phys. Rev. Lett.* **86** 5188–91  
Raussendorf R, Browne D E and Briegel H J 2003 *Phys. Rev. A* **68** 022312
- [18] Prevedel R *et al* 2007 *Nature* **445** 65–9