

Prevalence and predictors of complementary and alternative medicine/non-pharmacological interventions use for menopausal symptoms within the UK Collaborative Trial of Ovarian Cancer Screening

A. Gentry-Maharaj, C. Karpinskyj, C. Glazer, M. Burnell, K. Bailey, S. Apostolidou, A. Ryan, A. Lanceley, L. Fraser, I. Jacobs, M. S. Hunter & U. Menon

To cite this article: A. Gentry-Maharaj, C. Karpinskyj, C. Glazer, M. Burnell, K. Bailey, S. Apostolidou, A. Ryan, A. Lanceley, L. Fraser, I. Jacobs, M. S. Hunter & U. Menon (2017) Prevalence and predictors of complementary and alternative medicine/non-pharmacological interventions use for menopausal symptoms within the UK Collaborative Trial of Ovarian Cancer Screening, *Climacteric*, 20:3, 240-247, DOI: [10.1080/13697137.2017.1301919](https://doi.org/10.1080/13697137.2017.1301919)

To link to this article: <http://dx.doi.org/10.1080/13697137.2017.1301919>



© 2017 The Author(s). Published by Informa UK Limited, trading as Taylor & Francis Group.



[View supplementary material](#)



Published online: 22 Mar 2017.



[Submit your article to this journal](#)



Article views: 293



[View related articles](#)



[View Crossmark data](#)



Citing articles: 1 [View citing articles](#)

Prevalence and predictors of complementary and alternative medicine/non-pharmacological interventions use for menopausal symptoms within the UK Collaborative Trial of Ovarian Cancer Screening

A. Gentry-Maharaj^a, C. Karpinskyj^{a*}, C. Glazer^{a,b*}, M. Burnell^a, K. Bailey^a, S. Apostolidou^a, A. Ryan^a, A. Lanceley^a, L. Fraser^a, I. Jacobs^{a,c,d}, M. S. Hunter^e and U. Menon^a

^aGynaecological Cancer Research Centre, Department of Women's Cancer, Institute for Women's Health, University College London, London, UK; ^bDepartment of Occupational and Environmental Medicine, Bispebjerg - Frederiksberg Hospital, Institute of Public Health, University of Copenhagen, Copenhagen, Denmark; ^cUNSW Australia, Sydney, Australia; ^dCentre for Women's Health, Institute of Human Development, University of Manchester, Manchester, UK; ^eDepartment of Psychology, Institute of Psychiatry, Guy's Campus, King's College London, London, UK

ABSTRACT

Objectives: The negative publicity about menopausal hormone therapy (MHT) has led to increased use of complementary and alternative medicines (CAM) and non-pharmacological interventions (NPI) for menopausal symptom relief. We report on the prevalence and predictors of CAM/NPI among UK postmenopausal women.

Method: Postmenopausal women aged 50–74 years were invited to participate in the UK Collaborative Trial of Ovarian Cancer Screening (UKCTOCS). A total of 202 638 women were recruited and completed a baseline questionnaire. Of these, 136 020 were sent a postal follow-up-questionnaire between September 2006 and May 2009 which included ever-use of CAM/NPI for menopausal symptom relief. Both questionnaires included MHT use.

Results: A total of 88 430 (65.0%) women returned a completed follow-up-questionnaire; 22 206 (25.1%) reported ever-use of one or more CAM/NPI. Highest use was reported for herbal therapies (43.8%; 9725/22 206), vitamins (42.6%; 9458/22 206), lifestyle approaches (32.1%; 7137/22 206) and phytoestrogens (21.6%; 4802/22 206). Older women reported less ever-use of herbal therapies, vitamins and phytoestrogens. Lifestyle approaches, aromatherapy/reflexology/acupuncture and homeopathy were similar across age groups. Higher education, Black ethnicity, MHT or previous oral contraceptive pill use were associated with higher CAM/NPI use. Women assessed as being less hopeful about their future were less likely to use CAM/NPI.

Conclusion: One in four postmenopausal women reported ever-use of CAM therapies/NPI for menopausal symptom relief, with lower use reported by older women. Higher levels of education and previous MHT use were positive predictors of CAM/NPI use.

UKCTOCS Trial registration: ISRCTN22488978

ARTICLE HISTORY

Received 25 July 2016
Revised 26 January 2017
Accepted 19 February 2017

KEYWORDS



Menopausal symptoms; complementary and alternative medicine; CAM; non-pharmacological interventions; NPI; prevalence; UKCTOCS

Introduction


In 2002, the US Women's Health Initiative (WHI) reported that menopausal hormone therapy (MHT) was associated with an increased risk of breast cancer, cardiovascular disease and thromboembolic events¹. The negative publicity that ensued alarmed many women and their clinicians, resulting in a decrease in MHT use across the world^{2–6}. A similar trend was observed in postmenopausal women taking part in the United Kingdom Collaborative Trial of Ovarian Cancer Screening (UKCTOCS); MHT use decreased in women recruited in 2005 (10–11%) compared with those recruited in 2001 (29%)⁷.

Complementary and alternative medicine (CAM) for menopausal symptom relief is by definition not considered part of conventional medicine⁸. The lay public regard them as being 'fairly safe'⁹. They can include approaches such as herbal therapies, phytoestrogens, and non-pharmacological interventions (NPI) such as exercise, acupuncture and yoga. Cognitive behavior therapy is considered part of conventional medicine and has been recommended by the National Institute of Health and Care Excellence (NICE) for management of low mood associated with the menopause¹⁰.

Two systematic reviews of use of CAM therapies for menopausal symptoms have been published. The first in 2013,

CONTACT Professor U. Menon  u.menon@ucl.ac.uk  Gynaecological Cancer Research Centre, Department of Women's Cancer, Institute for Women's Health, University College London, Maple House 1st Floor, 149 Tottenham Court Road, London W1T 7DN, UK

*These authors have contributed equally to the work.

 Supplemental data for this article can be accessed [here](#).

© 2017 The Author(s). Published by Informa UK Limited, trading as Taylor & Francis Group.

This is an Open Access article distributed under the terms of the Creative Commons Attribution License (<http://creativecommons.org/licenses/by/4.0/>), which permits unrestricted use, distribution, and reproduction in any medium, provided the original work is properly cited.

based on nine studies with a total of 32 465 menopausal women, reported that 50.5% used CAM therapies/NPI for relief of menopausal symptoms¹¹. The more recent 2014 meta-analysis restricted eligible studies to those involving more than 500 women and reported a CAM/NPI prevalence ranging from 31% to 82.5%¹². Both reviews conclude that many surveys were of poor methodological quality, making it difficult to estimate the true prevalence of CAM/NPI use among climacteric women^{11,12}.

Data from the UK are limited to three surveys, two of which were undertaken in 2001 before the publication of the WHI results. The remaining survey dates from 2006 involving 563 women. The overall prevalence of CAM/NPI use was not reported but the prevalence of each CAM therapy ranged from 1.2% for hypnosis to 39.6% for vitamins¹³.

Higher income, education and socioeconomic status have been shown to predict CAM/NPI use^{14,15} with CAM/NPI consumers also using more conventional therapies than women not using CAM/NPI. Other factors associated with use of CAM/NPI therapies in the UK are White ethnicity, being physically active and a non-smoker¹³.

We report on the prevalence and predictors of CAM and NPI use for relief of menopausal symptoms in a large UK cohort of postmenopausal women participating in UKCTOCS.

Methods

Study participants

UKCTOCS is a randomized controlled trial designed to assess the impact on mortality of ovarian cancer screening. Between April 2001 and October 2005, postmenopausal women aged 50–74 were randomly invited from age-sex registers and 202 638 enrolled through 13 trial centers located in NHS Trusts in England, Wales and Northern Ireland. Further details on the study design have been reported elsewhere¹⁶. Postmenopausal status in these women aged over 50 was defined as >12 months amenorrhea following a natural menopause or hysterectomy or >12 months of MHT commenced for menopausal symptoms.

All women completed a baseline questionnaire at recruitment which included questions on current use of MHT, date of last period, age at first menstrual period, oral contraceptive pill (OCP) use, hysterectomy, sterilization, infertility, pregnancies lasting less or more than 6 months, personal history of cancer and family history of ovarian and breast cancer.

All women were followed up with a postal questionnaire (FUQ) 3–5 years after randomization. From September 2006, the FUQ included the question 'Have you used any of the following to relieve menopausal symptoms?' (yes or no) with a tick for each of the following: (1) herbal remedies, e.g. black cohosh; (2) phytoestrogens or soy products; (3) vitamins, e.g. Menopace, vitamin E; (4) homeopathic remedies; (5) aromatherapy, reflexology or acupuncture; (6) lifestyle changes, e.g. relaxation, exercise; or (7) other medical treatments, e.g. Venlafaxine, Megace.

Also included in the FUQ were questions on education, alcohol use, smoking, chronic diseases (diabetes, high blood pressure, high cholesterol, heart disease, stroke, rheumatoid

arthritis, osteoarthritis, osteoporosis), cancers diagnosed after trial entry, and current MHT use. Women's broad expectations about the future and their perceived ability to attain personal goals were assessed with two statements: 'The future seems to me to be hopeful, and I believe that things are changing for the better' and 'I feel that it is possible to reach the goals I would like to strive for'. Women were asked to indicate the extent to which they agreed with each statement using a 5-item scale from 'absolutely agree' to 'absolutely disagree' where higher scores indicate higher levels of hopelessness. This positively phrased measure of hopelessness has been shown to be valid and reliable in postmenopausal women in the UK¹⁷.

Ethical approval for the study was received from the UCL/UCLH Committees on the Ethics of Human Research, Committee A on 30th May 2006 (REC 06/Q0505/36).

Statistical analysis

Predictors of CAM/NPI use

With regard to the demographic variables, erroneous heights <120 cm and >210 cm and weights <30 and >200 kg were discarded and the data field set as missing. The body mass index (BMI) was either grouped as: underweight (< 20 kg/m²); normal weight (≥20 and <25 kg/m²); overweight (≥25 and <30 kg/m²); obese (≥30 and <40 kg/m²); and morbidly obese (≥ 40 kg/m²) or used as a continuous variable. Ethnicity was grouped as White, Black (which included Black African, Black Caribbean and Black Other), South Asian (Indian, Pakistani and Bangladeshi) and Other. Education was grouped as Higher education (college/university), Other formal qualification (nursing and teaching, 'O' level or equivalent, 'A' level or equivalent and clerical or commercial qualification) or No formal qualification (other than compulsory education). Women who had stated that they had both college/university degree and no formal education ($n=120$) were grouped under college/university.

Use of CAM/NPI (yes/no and type) were examined by age group, ethnicity, education, BMI, OCP use, MHT use, hysterectomy, sterilization, number of pregnancies and cancer history.

For the women residing in England, an Index of Multiple Deprivation (IMD) score based on the women's postcode derived at the Super Output Area level was available and used as a proxy for the socioeconomic status. For reasons of model interpretation, the IMD score was standardized to have a standard deviation of one.

Women who had used both CAM/NPI and 'other medical treatments' were not included in the model, but were adjusted for in the regression analysis.

Multivariate probit model of predictors of CAM/NPI use for women residing in England

To examine the associations between the six different types of CAM/NPI, tetrachoric correlations of CAM/NPI type use were calculated, which estimate the correlation between two theorized normally distributed latent variables (here the propensity for CAM/NPI type use) using observed dichotomous variables. Similarly to other correlational measures, possible

values ranged from -1 (negative correlation) to $+1$ (positive correlation). To model the effect of the various factors on the probability of each CAM/NPI type use, it was necessary to account for the likelihood that CAM/NPI use for one type will be highly (positively) correlated with each of the other CAM/NPI types. For this reason, a multivariate probit model was fitted (with the user-written command *mvprobit* in Stata¹⁸) which preserved this correlational structure in the six-dimensional response variable.

Age (stratified per 5-year age groups), BMI (per 5 kg/m^2), age at first menstrual period (FMP, per 5 years), age at last menstrual period (LMP, per 5 years), hopelessness (HH, per unit SD), IMD score (per unit SD), number of pregnancies <6 months and number of pregnancies >6 months were modeled as continuous variables. Univariate probit models were used to check the functional form and demonstrate that linearity (in the probit scale) was a reasonable assumption.

As probit model parameters are not easily interpretable, marginal effects were estimated using Stata's *margin* and *lincom* commands. Given that the model had 180 parameter estimates, the marginal effect (with 95% confidence interval (CI)) on each CAM/NPI type was also plotted in variable groupings to improve interpretation. Formal hypothesis testing was not considered due to the number of model estimates.

Results

Between September 2006 and May 2009, 136 020 postmenopausal women taking part in UKCTOCS were sent a follow-up questionnaire assessing use of CAM/NPI for relief of menopausal symptoms; 96 428 women returned a questionnaire (70.9%). A total of 7057 women were excluded from the analysis as the questionnaire completion date was missing. Of the remaining 89 371 participants, 941 had used 'other medical treatment' and were excluded. The final cohort included 88 430 (65.0%) cases. The overall median age was 64.7 years, with all women aged over 51 at completion of the survey; 97.4% (86 116/88 430) were White and 21.4% (18 902/88 430) had a higher education (Table 1).

Ever-use of CAM/NPI

Of all the women who completed the questionnaire, 25.1% (22 206/88 430) reported 'ever-use' of at least one of the six types of CAM/NPI for menopausal symptom relief (Table 1). The prevalence of CAM/NPI use across responders ranged from 3.2% (2791/88 430) for homeopathy to 11.0% (9725/88 430) for herbal remedies. In those reporting CAM/NPI use, the most commonly used therapies were herbal remedies (43.8%; 9725/22 206), vitamins (42.6%; 9458/22 206) and lifestyle changes (32.1%; 7137/22 206) followed by phytoestrogens (21.6%; 4802/22 206). A smaller percentage of women used aromatherapy/reflexology/acupuncture (ARA) (14.6%; 3236/22 206) and homeopathy (12.6%; 2791/22 206) (Table 1).

Of the 4780 (5.4%) who reported a history of breast cancer, 8.3% (396/4780) had used MHT and 21.1% (1008/4780) had used one of the CAM/NPI.

Of the women who had ever-used CAM/NPI, 57.6% (12 799/22 206) indicated they had only used one type of therapy, with herbal remedies being most frequently used (3965), 25.9% (5756/22 206) had used two therapies with a combination of herbal remedies and vitamins (1254) most commonly used. Three or more therapies were used by 16.4% (3651/22 206) of the women (data not shown).

Correlations between CAM/NPI types

Correlations between the six different types of CAM/NPI were examined using tetrachoric correlations. All observed correlations were strong, with a minimum of 0.39 (herbal and lifestyle) and a maximum of 0.64 (herbal and phytoestrogens). Other correlations over 0.6 were for ARA and homeopathy (0.61) and lifestyle and ARA (0.63). These unadjusted tetrachoric correlations are shown in the lower triangle of Supplementary Table S1 (see <http://dx.doi.org/10.1080/13697137.2017.1301919>). The upper triangle gives the between CAM/NPI type correlations estimated following adjustment from the model and are largely similar to the unadjusted correlations, though mostly slightly lower.

Predictors of CAM/NPI use

Due to the inclusion of the deprivation (IMD) variable based on women who resided in England, the modeling was restricted to 66 577 cases. There were missing covariate data in 7053 cases and excluding these meant that 59 524 cases were included in the final model. For each potential predictor, Figure 1 depicts the estimated effect on probability of ever-use of each CAM/NPI type for a unit change in that predictor, with 95% CIs. The actual values that underlie this plot are presented in Supplementary Table S2 (see <http://dx.doi.org/10.1080/13697137.2017.1301919>), and the original model estimates in the probit scale are presented in Supplementary Table S3 (see <http://dx.doi.org/10.1080/13697137.2017.1301919>).

There was a wide range of effect across the predictors with some having an unequivocal effect on CAM/NPI use and some being only minimally related to CAM/NPI use. In addition, it was notable that some predictors had a consistent effect across the six CAM/NPI types whilst others had a discrepant effect. In general, the predictors for herbal remedies were often quite different to those for the other CAM/NPIs, an effect which was also observed for lifestyle changes but to a lesser extent.

Age was a strong negative predictor of ever-use of CAM/NPI types, especially herbal remedies (each 5-year increase in age reduced ever-use by 5.4% (95% CI 5.1–5.7%) (Figure 1). This is also apparent in the overall set of 22 206 women (Table 1). With increasing age, there was a decline in ever-use of herbal remedies and vitamins and a less pronounced decline in ever-use of phytoestrogens (Figure 1). The uses of ARA, homeopathy and lifestyle change were similar across all the age groups (Figure 1).

Other consistently negative predictors were BMI (each additional 5 kg/m^2 reduced most CAM/NPI type use by

Table 1. Demographics of the study women and those using complementary and alternative medicine (CAM)/non-pharmacological interventions (NPIs) for menopausal symptom relief.

	Ever use of CAM																					
	CAM (overall)			Herbal remedies			Homeopathic remedies			Phytoestrogens or soy products			Aromatherapy, reflexology or acupuncture			Vitamins			Lifestyle change			
	n	% of whole cohort	% of total cohort	n	%	n	%	n	%	n	%	n	%	n	%	n	%	n	%	n	%	
Age at reporting (years)																						
50–54	2489	2.8	42.2	566	22.7	119	4.8	282	11.3	160	6.4	503	20.2	328	13.2							
55–59	19 063	21.6	40.8	4087	21.4	918	4.8	1993	10.5	1114	5.8	3364	17.6	2456	12.9							
60–64	23 965	27.1	30.2	3183	13.3	898	3.7	1550	6.5	1006	4.2	3160	13.2	2194	9.2							
65–69	20 422	23.1	38.86	1333	6.5	534	2.6	667	3.3	1589	7.8	1294	6.3	1294	6.3							
70–74	16 200	18.3	11.0	474	2.9	248	1.5	249	1.5	273	1.7	662	4.1	640	4.0							
75+	6291	7.1	7.9	82	1.3	74	1.2	61	1.0	86	1.4	180	2.9	225	3.6							
All ages	88 430	100.0	25.1%	9725	11.0%	2791	3.2%	4802	5.4%	3236	3.7%	9458	10.7%	7137	8.1%							
Overall use of each therapy																						
Overall use in those using CAM																						
Ethnicity																						
White	86 116	97.4	24.9	9470	11.0	2712	3.1	4650	5.4	3142	3.6	9112	10.6	6789	7.9							
Black	760	0.9	38.7	102	13.4	28	3.7	51	6.7	34	4.5	150	19.7	133	17.5							
South Asian	408	0.5	31.9	34	8.3	20	4.9	22	5.4	10	2.5	48	11.8	74	18.1							
Other	746	0.8	34.2	79	10.6	22	2.9	61	8.2	35	4.7	114	15.3	114	15.3							
Missing	400	0.9	21.5	40	10.0	9	2.3	18	4.5	15	3.8	34	8.5	27	6.8							
Education																						
College/university or equivalent	18 902	21.4	31.0	2514	13.3	828	4.4	1543	8.2	976	5.2	2429	12.9	2328	12.3							
Other formal qualification	44 233	50.0	27.1	5356	12.1	1479	3.3	2588	5.9	1785	4.0	5194	11.7	3787	8.6							
None	23 953	27.1	17.0	1753	7.3	452	1.9	633	2.6	450	1.9	1722	7.2	943	3.9							
Missing	1342	1.5	20.0	102	7.6	32	2.4	38	2.8	25	1.9	113	8.4	79	5.9							
Smoking																						
Have smoked/smoker	37 863	42.8	26.1	4510	11.9	1296	3.4	2102	5.6	1435	3.8	4255	11.2	3103	8.2							
Body mass index (kg/m ²)																						
Underweight (11–19)	3198	3.6	26.0	339	10.6	112	3.5	223	7.0	112	3.5	367	11.5	271	8.5							
Normal (20–24)	35 245	39.9	24.7	4368	12.4	1204	3.4	2420	6.9	1274	3.6	4291	12.2	3281	9.3							
Overweight (25–29)	32 142	36.3	24.3	3444	10.7	987	3.1	1552	4.8	1196	3.7	3227	10.0	2451	7.6							
Obese (30–39)	15 522	17.6	21.2	1392	9.0	420	2.7	520	3.4	420	3.7	1365	8.8	972	6.3							
Morbidly obese (40+)	1341	1.5	19.5	99	7.4	44	3.3	37	2.8	51	3.8	116	8.7	76	5.7							
Missing/erroneous	982	1.1	48.0	83	16.7	24	5.0	50	9.8	36	7.5	92	18.7	86	17.6							
OCp (ever use)	54 793	62.0	29.4	7561	13.8	2032	3.7	3644	9.7	2394	4.4	6875	12.5	5054	9.2							
MHT (ever use)	14 454	16	36.8	2769	19.2	619	4.3	1301	9.0	766	5.3	2204	15.2	1553	10.7							
History of hysterectomy ^a	15 432	17.5	25.6	1762	11.4	486	3.1	882	5.7	636	4.1	1585	10.3	1217	7.9							
Tubal ligation	17 968	20.3	26.3	2080	11.6	582	3.2	961	5.3	712	4.0	1995	11.1	1446	20.3							
Pregnancies <6 months																						
0	60 905	68.9	24.3	6504	10.7	1842	3.0	3109	5.1	2072	3.4	6233	10.2	4646	7.6							
1	18 045	20.4	26.3	2046	11.3	602	3.3	1059	5.9	728	4.0	2073	11.5	1576	8.7							
2	5359	6.1	29.4	694	13.0	200	3.7	377	7.0	262	4.9	667	12.4	546	10.2							
3	1764	2.0	27.0	211	12.0	71	4.0	132	7.5	79	4.5	211	12.0	177	10.0							
4+	1314	1.5	27.4	170	12.9	47	3.6	83	6.3	65	4.9	174	13.2	109	8.3							
Missing	1043	1.2	23.4	100	9.6	29	2.8	42	3.0	30	2.9	100	9.6	83	8.0							
Parity – pregnancies >6 months																						
0	10 610	12.0	28.1	1420	13.4	441	4.2	772	7.3	517	4.9	1250	11.8	936	8.8							
1	10 402	11.8	26.1	1230	11.8	371	3.6	621	6.0	437	4.2	1150	11.1	844	8.1							
2	38 687	43.7	26.6	4598	11.9	1228	3.2	2197	5.7	1372	3.5	4427	11.4	3339	8.6							
3	19 559	22.1	22.6	1767	9.0	527	2.7	876	4.5	652	3.3	1887	9.6	1414	7.2							
4+	8 993	10.2	19.4	691	7.7	220	2.4	328	3.6	254	2.8	724	8.1	585	6.5							
Missing	179	0.2	25.7	19	10.6	4	2.2	8	4.5	4	2.2	20	11.2	19	10.6							
Cancer history ^b	6 878	7.8	21.0	527	7.7	217	3.2	289	4.2	270	3.9	592	8.6	480	7.0							
History of breast cancer	4 780	5.4	21.1	359	7.5	152	3.2	218	4.6	188	3.9	410	8.6	337	7.1							
History of bowel cancer	648	0.7	17.0	44	6.8	17	2.8	22	3.4	17	2.6	43	6.6	33	5.1							
History of gynecological (ovarian/endometrial) cancer	376	0.4	22.3	39	10.4	14	3.7	12	3.2	17	4.5	31	8.2	24	6.4							

OCp, oral contraceptive pill; MHT, menopausal hormone therapy

^a, Reported at recruitment; ^b, history of cancer captured at recruitment (breast, bowel, lung, other), or (breast, bowel, gynecological) at follow-up questionnaire

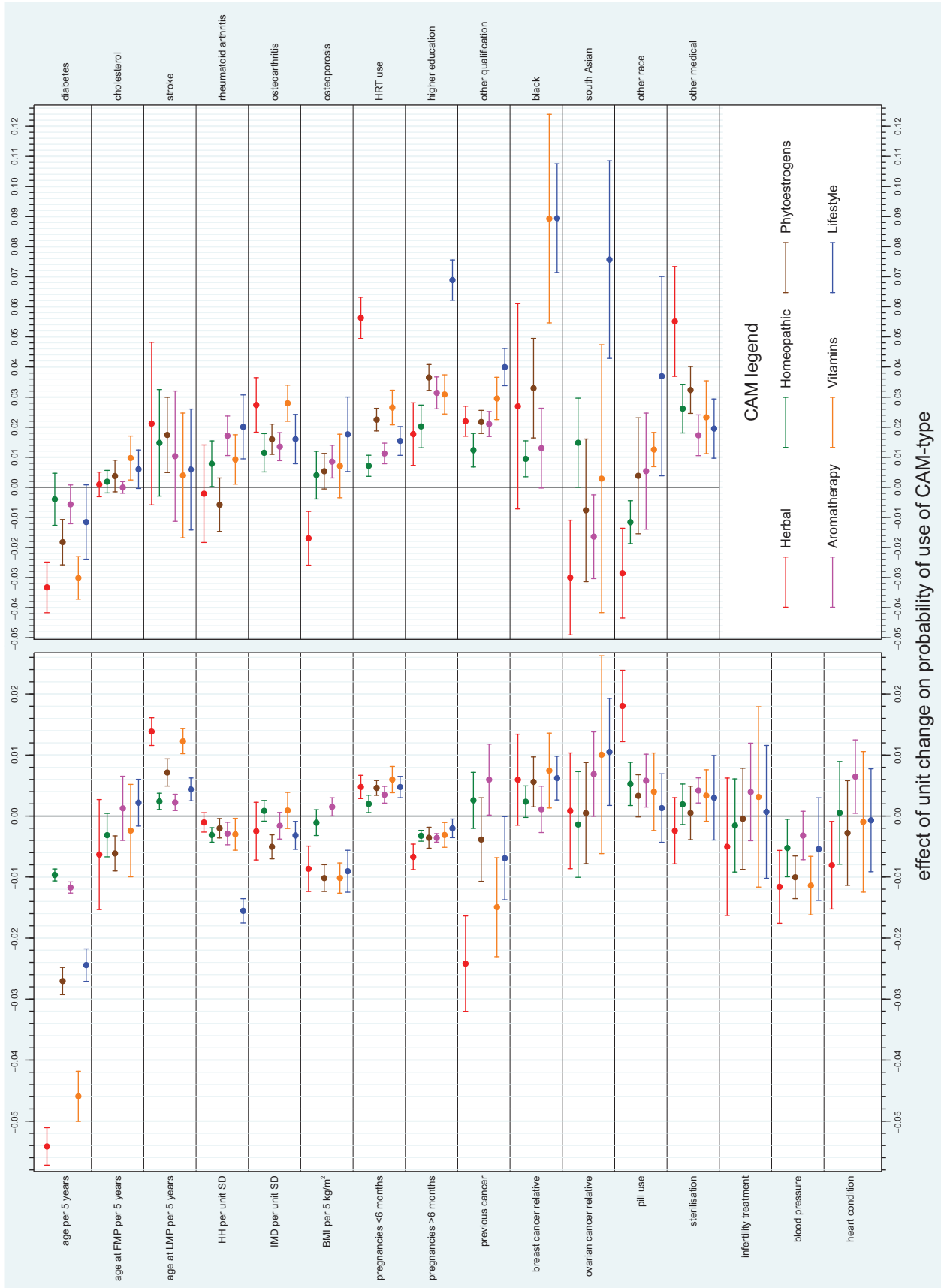


Figure 1. Effect on the probability of each type of CAM/NPI use for a unit change in each predictor variable. Herbal, herbal remedies; Homeopathic, homeopathic remedies; Phytoestrogens, phytoestrogens or soy products; Aromatherapy, aromatherapy, reflexology or acupuncture; Lifestyle, lifestyle changes; FMP, first menstrual period; LMP, last menstrual period; HH, hopelessness scale; IMD, index of multiple deprivation; BMI, body mass index; HRT, hormone therapy; pill, oral contraceptive pill.

around 1%), high blood pressure and diabetes. Hopelessness (HH) had a small but clear negative effect on use of all CAM/NPI types. Women who had a low HH score (more hopeful) were more likely to use any CAM/NPI to relieve menopausal symptoms, with lifestyle changes being the most likely. Interestingly, the number of full-term pregnancies had a consistent negative effect across CAM/NPI types, whereas the number of pregnancies under 6 months had a consistent positive effect on CAM/NPI usage (around 0.5% per pregnancy).

Age at last menstrual period had a consistent positive effect on CAM/NPI usage (ranging from 0.2% for ARA to 1.4% for herbal remedies for each 5-year increase). Other clear positive effects were also found with osteoarthritis, MHT use (though much higher for herbal remedies), higher education (though much higher for lifestyle changes), other formal qualifications and being of Black ethnicity. OCP use had a positive effect on all CAM/NPI types but the effect was only unequivocal for herbal remedies (1.8%; 95% CI 1.2–2.4%).

Some predictors had a less consistent effect across the six CAM/NPI types, notably previous cancer only negatively affecting use of herbal remedies and to a lesser extent vitamins, and both osteoporosis, South Asian and 'Other' ethnicity appearing to have a negative effect on use of herbal remedies and a positive effect on lifestyle changes.

Discussion

In our study of over 88 000 postmenopausal women, which to our knowledge is the largest report on the subject, one in four women used at least one CAM therapy/NPI for menopausal symptom relief. Herbal therapies and vitamins were most commonly used followed by lifestyle approaches. Higher levels of education and previous MHT use were positive predictors of CAM/NPI use while women who were overweight or obese, had diabetes/hypertension or held less hopeful views about the future and their ability to achieve personal goals were less likely to use CAM/NPI.

Previous studies have reported CAM use to range from 24% to 91%¹³. The prevalence in our study (25%) was markedly lower than the 57% reported in a recent meta-analysis of three UK studies involving 3742 climacteric women¹⁴. However, two of these studies were undertaken prior to the publication of the WHI results in 2002.

Herbal remedies were most commonly used, as reported in other studies^{19–21}, followed by vitamins and lifestyle changes. This trend persisted on subgroup analysis restricted to women who had only used one approach and is in keeping with results of a 2013 systematic review¹¹. It needs to be noted, however, that some of the vitamin preparations may have contained phytoestrogens. One in five of the CAM users opted for a lifestyle change while one in four used at least two different types of CAM.

The association of age with type of CAM/NPI use for menopausal symptom relief is likely to be a cohort effect. Women of all age groups reported similar use of aromatherapy/reflexology/acupuncture, homeopathy and lifestyle

changes for relief of menopausal symptoms. These approaches have been in use since the 1960s and are therefore likely to have been available when older women in our cohort were going through the menopause. In contrast, younger women reported higher ever-use of herbal remedies, vitamins and phytoestrogens, reflecting the more recent popularity of these regimes.

Consistent with the existing literature^{19,22–24}, higher education positively influenced CAM/NPI use. This may reflect a greater propensity to seek out health information (books, magazines, internet), leading to greater knowledge on the availability of CAM for menopausal symptom relief²¹. Alternatively, as women with a higher level of education have been shown to have less severe hot flushes and night sweats²⁵, it is possible that milder symptoms may have contributed to the decision to use CAM/NPI rather than MHT.

The financial cost of these therapies is known to influence women's choices²⁶. However, our data do not show a clear association between socioeconomic status, based on the deprivation (IMD) score, and use of CAM therapies/NPI for menopausal symptoms, which is at odds with previous reports^{14,27,28}. Only phytoestrogens, and to some extent lifestyle changes, were less likely to be used with increasing deprivation.

A variety of other factors predicted CAM/NPI use with some having an unequivocal effect whilst others had only a minimal impact. Interestingly, predictors of herbal remedy use were often quite different to the others. In contrast to the results reported by the Study of Women's Health across the Nation (SWAN)¹⁴, we found higher BMI to be negatively associated with ever use of CAM/NPI. A similarly negative correlation was also seen in those reporting hypertension and diabetes. CAM/NPI users have previously been described to smoke less²⁹ but we were not able to confirm this in our cohort. Although being of Black ethnicity was a strong predictor of CAM/NPI use, there were only 294 women in this group representing 1.3% of CAM/NPI users.

There is a large body of evidence suggesting that hopelessness is related to the development and outcome of mental and physical health conditions, ranging from depression to cardiovascular disease and cancer^{30–37}. Women who were less hopeful about the future and their ability to attain personal goals were less likely to use any CAM/NPI and had the lowest use of lifestyle approaches to relieve menopausal symptoms. Previous studies have suggested that people who see their medical symptoms as an opportunity for personal development and learning are more likely to use CAMs³⁸. Furthermore, studies in cancer patients have shown that many consider use of CAMs in addition to standard medical methods as one way of coping and actively addressing feelings of hopelessness³⁹.

Use of MHT (as in the SWAN study)²⁷ and OCP positively predicted CAM/NPI ever use with the largest effect seen for herbal remedies. It is likely that women who are proactive in taking medicines to take control of their health are more likely to use CAM/NPI. Many women in our cohort stopped using MHT following the negative publicity of the 2002 WHI

results¹. It is possible that these women subsequently chose CAM/NPI as an alternative for menopausal symptom relief⁴⁰.

Despite the negative publicity surrounding MHT and the initial scare about an increase in breast cancer risk, previous cancer history did not predict overall CAM/NPI use. Of the women with breast cancer history, 21% reported use of any CAM/NPI type, which is similar to the usage across the entire cohort. This is in keeping with the recommendation that women with a history of breast cancer should consider non-hormonal options⁴¹.

Since the initial WHI report, the re-analysis of the trial data⁴² and subsequent studies have shown very beneficial risk–benefit ratios for healthy women aged 50–60 years. In 2016, the International Menopausal Society⁴³ and NICE⁴⁴ issued comprehensive guidance on use of MHT that reflects this revised perspective. It is likely that this may reverse the cycle of falling MHT and increasing CAM/NPI use. Currently, the North American Menopause Society only recommends cognitive behavioral therapy and clinical hypnosis as non-hormonal, non-medicinal approaches for menopausal symptom relief⁴⁵.

Strengths and limitations

A key strength of our study is its size. The findings are likely to be more representative of CAM/NPI use in postmenopausal women in the general population, as self-selection bias in this large cohort taking part in a screening trial is likely to be less than in small studies focusing on the menopause. It is also likely that self-reporting in a clinical trial setting facilitated reporting of CAM/NPI use, as reports suggest that 55–72% of women do not wish to discuss/disclose CAM use to their health-care professionals^{46,47}. A limitation in keeping with all patient surveys is that the reported CAM/NPI prevalence could have been influenced by a healthy volunteer effect⁴⁸. We also had an overrepresentation of White ethnicity in our cohort (97%) compared with the 2011 Census (92.1%)⁴⁹. While we have not reported on the duration of use and efficacy of CAM/NPI across the whole cohort, this has been reported in a subgroup of 10 000 participants who consented to a more detailed study⁴⁰.

Conclusion

One in four postmenopausal women in the UK reported use of CAM/NPI for relief of menopausal symptoms, with herbal remedies being most commonly used. Higher CAM/NPI use was reported by women currently in their fifties and sixties. Higher education, Black ethnicity, MHT and OCP use were associated with higher CAM/NPI use while increasing BMI and diabetes/hypertension were associated with less use. Women who were less hopeful about the future and their ability to attain personal goals were less likely to use any type of CAM/NPI and had the lowest use of lifestyle approaches to relieve menopausal symptoms.

Acknowledgements

We are particularly grateful to the women throughout the UK who are participating in UKCTOCS and to the entire medical, nursing, and

administrative staff who work on the trial. We thank all the staff involved in the trial for their hard work and dedication. We thank the members of the Data Monitoring and Ethics Committee and the independent Trial Steering Committee. Ethical approval: The study was approved on the 30 May 2006 by The Joint UCL/UCLH Committees on the Ethics of Human Research (Committee A), REC Reference: 06/Q0505/36.

Conflict of interest U.M. and I.J. have a financial interest through Abcodia Ltd in the third-party exploitation of the UKCTOCS biobank. I.J. is a co-inventor of the 'Risk of Ovarian Cancer Algorithm', which has been licensed to Abcodia. The remaining authors declare no conflict of interest.

Source of funding UKCTOCS was funded by the Medical Research Council (G9901012, G0801228), Cancer Research UK (C1479/A2884), and the Department of Health, with additional support from The Eve Appeal. Researchers at UCL were supported by the National Institute for Health Research (NIHR) University College London Hospitals (UCLH) Biomedical Research Centre. The funding source or the sponsor had no role in data collection, data analysis, data interpretation, or writing of the report. The researchers are independent from the funders.

References

- Rossouw JE, Anderson GL, Prentice RL, *et al.* Risks and benefits of estrogen plus progestin in healthy postmenopausal women: principal results from the Women's Health Initiative randomized controlled trial. *JAMA* 2002;288:321–33
- Hersh AL, Stefanick ML, Stafford RS. National use of postmenopausal hormone therapy: annual trends and response to recent evidence. *JAMA* 2004;291:47–53
- Haas JS, Kaplan CP, Gerstenberger EP, Kerlikowske K. Changes in the use of postmenopausal hormone therapy after the publication of clinical trial results. *Ann Intern Med* 2004;140:184–8
- Buist DS, Newton KM, Miglioretti DL, *et al.* Hormone therapy prescribing patterns in the United States. *Obstet Gynecol* 2004;104:1042–50
- Faber A, Bouvy ML, Loskamp L, *et al.* Dramatic change in prescribing of hormone replacement therapy in The Netherlands after publication of the Million Women Study: a follow-up study. *Br J Clin Pharmacol* 2005;60:641–7
- Gayet-Ageron A, Amamra N, Ringa V, *et al.* Estimated numbers of postmenopausal women treated by hormone therapy in France. *Maturitas* 2005;52:296–305
- Menon U, Burnell M, Sharma A, *et al.* Decline in use of hormone therapy among postmenopausal women in the United Kingdom. *Menopause* 2007;14:462–7
- Complementary, Alternative, or Integrative Health: What's In a Name? Available at: <https://nccih.nih.gov/health/integrative-health>. Accessed 26 January 2017
- MacLennan AH, Wilson DH, Taylor AW. The escalating cost and prevalence of alternative medicine. *Prev Med* 2002;35:166–73
- NICE issues first guideline on menopause to stop women suffering in silence. Available at: <https://www.nice.org.uk/news/press-and-media/nice-issues-first-guideline-on-menopause-to-stop-women-suffering-in-silence>. Accessed 26 January 2017
- Posadzki P, Lee MS, Moon TW, *et al.* Prevalence of complementary and alternative medicine (CAM) use by menopausal women: a systematic review of surveys. *Maturitas* 2013;75:34–43
- Peng W, Adams J, Sibbritt DW, Frawley JE. Critical review of complementary and alternative medicine use in menopause: focus on prevalence, motivation, decision-making, and communication. *Menopause* 2014;21:536–48
- Daley A, MacArthur C, McManus R, *et al.* Factors associated with the use of complementary medicine and non-pharmacological interventions in symptomatic menopausal women. *Climacteric* 2006;9:336–46

14. Bair YA, Gold EB, Azari RA, et al. Use of conventional and complementary health care during the transition to menopause: longitudinal results from the Study of Women's Health Across the Nation (SWAN). *Menopause* 2005;12:31–9
15. Harris PE, Cooper KL, Relton C, Thomas KJ. Prevalence of complementary and alternative medicine (CAM) use by the general population: a systematic review and update. *Int J Clin Practice* 2012;66:924–39
16. Menon U, Gentry-Maharaj A, Ryan A, et al. Recruitment to multi-centre trials-lessons from UKCTOCS: descriptive study. *BMJ (Clin Res Ed)* 2008;337:a2079
17. Fraser L, Burnell M, Salter LC, et al. Identifying hopelessness in population research: a validation study of two brief measures of hopelessness. *BMJ Open* 2014;4:e005093
18. Multivariate probit regression using simulated maximum likelihood. Available at: <http://www.stata-journal.com/article.html?article=st0045>. Accessed 26 January 2017
19. Gollschewski S, Anderson D, Skerman H, Lyons-Wall P. Associations between the use of complementary and alternative medications and demographic, health and lifestyle factors in mid-life Australian women. *Climacteric* 2005;8:271–8
20. Cardini F, Lesi G, Lombardo F, van der Sluijs C. The use of complementary and alternative medicine by women experiencing menopausal symptoms in Bologna. *BMC Womens Health* 2010;10:7
21. Duffy OK, Iversen L, Hannaford PC. The impact and management of symptoms experienced at midlife: a community-based study of women in northeast Scotland. *BJOG* 2012;119:554–64
22. Lunny CA, Fraser SN. The use of complementary and alternative medicines among a sample of Canadian menopausal-aged women. *J Midwifery Womens Health* 2010;55:335–43
23. Bair YA, Gold EB, Greendale GA, et al. Ethnic differences in use of complementary and alternative medicine at midlife: longitudinal results from SWAN participants. *Am J Public Health* 2002;92:1832–40
24. Newton KM, Buist DS, Keenan NL, et al. Use of alternative therapies for menopause symptoms: results of a population-based survey. *Obstet Gynecol* 2002;100:18–25
25. Hunter MS, Gentry-Maharaj A, Ryan A, et al. Prevalence, frequency and problem rating of hot flushes persist in older postmenopausal women: impact of age, body mass index, hysterectomy, hormone therapy use, lifestyle and mood in a cross-sectional cohort study of 10,418 British women aged 54–65. *BJOG* 2012;119:40–50
26. Daoust JL, Mercer LC, Duncan AM. Prevalence of natural health product use in healthy postmenopausal women. *Menopause* 2006;13:241–50
27. Bair YA, Gold EB, Zhang G, et al. Use of complementary and alternative medicine during the menopause transition: longitudinal results from the Study of Women's Health Across the Nation. *Menopause* 2008;15:32–43
28. Dailey RK, Neale AV, Northrup J, et al. Herbal product use and menopause symptom relief in primary care patients: a MetroNet study. *J Womens Health (Larchmt)* 2003;12:633–41
29. Haskell SG, Bean-Mayberry B, Gordon K. Discontinuing postmenopausal hormone therapy: an observational study of tapering versus quitting cold turkey: is there a difference in recurrence of menopausal symptoms?. *Menopause* 2009;16:494–9
30. Alloy LB, Abramson LY, Metalsky GI, Hartlage S. The hopelessness theory of depression: attributional aspects. *Br J Clin Psychol/Br Psychol Soc* 1988;27:5–21
31. Beck AT, Steer RA, Kovacs M, Garrison B. Hopelessness and eventual suicide: a 10-year prospective study of patients hospitalized with suicidal ideation. *Am J Psychiatry* 1985;142:559–63
32. Everson SA, Kaplan GA, Goldberg DE, Salonen JT. Hypertension incidence is predicted by high levels of hopelessness in Finnish men. *Hypertension* 2000;35:561–7
33. Everson SA, Kaplan GA, Goldberg DE, et al. Hopelessness and 4-year progression of carotid atherosclerosis. The Kuopio Ischemic Heart Disease Risk Factor Study. *Arterioscler Thromb Vasc Biol* 1997;17:1490–5
34. Whipple MO, Lewis TT, Sutton-Tyrrell K, et al. Hopelessness, depressive symptoms, and carotid atherosclerosis in women: the Study of Women's Health Across the Nation (SWAN) heart study. *Stroke* 2009;40:3166–72
35. Dunn SL, Corser W, Stommel M, Holmes-Rovner M. Hopelessness and depression in the early recovery period after hospitalization for acute coronary syndrome. *J Cardiopulm Rehabil* 2006;26:152–9
36. Watson M, Homewood J, Haviland J. Coping response and survival in breast cancer patients: a new analysis. *Stress Health* 2012;28:376–80
37. Molassiotis A, Van Den Akker OB, Milligan DW, Goldman JM. Symptom distress, coping style and biological variables as predictors of survival after bone marrow transplantation. *J Psychosom Res* 1997;42:275–85
38. Bishop FL, Yardley L, Lewith GT. Why do people use different forms of complementary medicine? Multivariate associations between treatment and illness beliefs and complementary medicine use. *Psychol Health* 2006;21:683–98
39. Söllner W, Maislinger S, DeVries A, et al. Use of complementary and alternative medicine by cancer patients is not associated with perceived distress or poor compliance with standard treatment but with active coping behavior: a survey. *Cancer* 2000;89:873–80
40. Gentry-Maharaj A, Karpinskyj C, Glazer C, et al. Use and perceived efficacy of complementary and alternative medicines after discontinuation of hormone therapy: a nested United Kingdom Collaborative Trial of Ovarian Cancer Screening cohort study. *Menopause* 2015;22:384–90
41. Hamoda H, Panay N, Arya R, Savvas M. The British Menopause Society & Women's Health Concern 2016 recommendations on hormone replacement therapy in menopausal women. *Post Reproductive Health* 2016; 22:165–83
42. Manson JE, Chlebowski RT, Stefanick ML, et al. Menopausal hormone therapy and health outcomes during the intervention and extended poststopping phases of the Women's Health Initiative randomized trials. *JAMA* 2013;310:1353–68
43. Baber RJ, Panay N, Fenton A. IMS Writing Group. 2016 IMS Recommendations on women's midlife health and menopause hormone therapy. *Climacteric* 2016;19:109–50
44. National Institute for Health and Care Excellence (NICE). Menopause: diagnosis and management: NICE Guideline NG23. 2015
45. Nonhormonal management of menopause-associated vasomotor symptoms: 2015 position statement of The North American Menopause Society. *Menopause* 2015;22:1155–72
46. Geller SE, Studee L. Botanical and dietary supplements for menopausal symptoms: what works, what does not. *J Womens Health (Larchmt)* 2005;14:634–49
47. Posadzki P, Ernst E. Prevalence of CAM use by UK climacteric women: a systematic review of surveys. *Climacteric* 2013;16:3–7
48. Burnell M, Gentry-Maharaj A, Ryan A, et al. Impact on mortality and cancer incidence rates of using random invitation from population registers for recruitment to trials. *Trials* 2011;12:61
49. Office for National Statistics. Ethnicity and National Identity in England and Wales: 2011. Available at: <http://www.ons.gov.uk/peoplepopulationandcommunity/culturalidentity/ethnicity/articles/ethnicityandnationalidentityinenglandandwales/2012-12-11>