

CORRIGENDUM

Shear stress of a monolayer of rough spheres – CORRIGENDUM

Helen J. Wilson and Robert H. Davis

doi: 10.1017/S0022112001006838, Published by Cambridge University Press, 1 February 2002

We have recently discovered that the implicit assumption that $N_2 = 0$ for a monolayer suspension in the paper by Wilson & Davis (2002) was an error: the repercussions of this error are corrected below. For dilute systems, we neglected to calculate the second normal stress difference, which is negative. In concentrated systems, the viscosity is rather larger than reported (although the trends remain the same), and the second normal stress difference is negative; but the first normal stress difference N_1 is now observed to change sign and become positive for concentrated systems.

The behaviour of the viscosity and of N_1 are of particular interest in the light of developments in the field since the publication of the original paper. There has been a growth of interest in the influence of roughness on suspension rheology via solid contact and friction, and its role in strong shear thickening. Since our original paper, experiments by Lootens *et al.* (2005) were able to make the first quantitative measurements of normal stress differences in a jamming suspension, by using artificially roughened particles. They found negative N_1 at low shear rates far from the jamming transition, but large positive fluctuations of N_1 during jamming. Much more recently, Royer *et al.* (2016) carried out experiments on continuously shear-thickening suspensions; they also found a transition in N_1 from negative to positive with increasing volume fraction and shear rate, but in this case without any associated sharp change in the viscosity. This behaviour has also been replicated in simulations by Mari *et al.* (2015), using a model which needs to incorporate both frictional contact and hydrodynamic forces, but also Brownian motion and a short-range colloidal repulsive force.

Equation and figure numbers preceded by the letter C denote corrected versions of the original items; additional equations are numbered with a following letter. In addition to the material changes already mentioned, there was a small typographical error in equation (2.8):

$$\phi(s) = \exp \left[\int_s^\infty \frac{A(s') - B(s')}{1 - A(s')} \frac{ds'}{s'} \right]. \quad (\text{C2.8})$$

Dilute systems

For dilute systems, equations (2.26–2.27) and (2.30–2.33), while correct, do not capture all the interesting components of the stresslet for non-contacting particles; the omitted contributions are

$$\left(\frac{S^H}{\frac{20}{3}\pi a^3 \mu} - E \right)_{(22-33)} = \dot{\gamma} \{ L(s) + M(s)n_2^2 \} n_1 n_2 \quad (2.27a)$$

and the contact stresslets for rolling:

$$S_{22-33}^C = \frac{1}{4}\mu\dot{\gamma}a^3s^2(1 - A)^2 \sin 2\theta \sin^2 \theta + \frac{\mu\dot{\gamma}a^3s\beta_2(1 + B - 2(y_{11}^h + y_{12}^h))}{8\beta_1} \sin 2\theta \cos 2\theta \quad (2.31a)$$

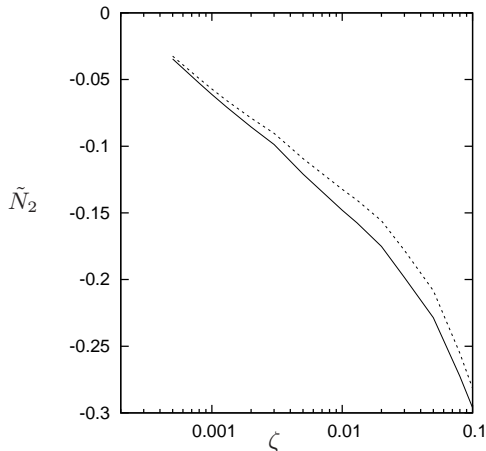


FIGURE 3A. Plot of the normalised second normal stress difference \tilde{N}_2 against the roughness height ζ . The lower (solid) curve represents the case of no friction, $\nu = 0$, and the upper (dotted) curve the opposite extreme, $\nu \rightarrow \infty$.

and slipping:

$$S_{22-33}^C = \frac{\mu\dot{\gamma}a^3s^2(1-A)^2}{4\beta_3} \sin 2\theta \sin^2 \theta + \frac{\mu\dot{\gamma}a^3\nu s^2(1-A)(1+B-2(y_{11}^h + y_{12}^h))}{8\beta_3} \text{sgn}(\cos 2\theta) \sin^2 2\theta. \quad (2.33a)$$

The resultant contributions to the macroscopic stress are

$$\frac{\Sigma_{22-33}^{p,bulk}}{\mu\dot{\gamma}} = \frac{10c^2}{3\pi} \left[\int_{\theta=\pi/2}^{\pi} \sin 2\theta \int_{s=s(\theta,s_{min})}^{s=s(\theta,s_c)} \left\{ L(s) + \frac{1}{2}M(s)(1 - \cos 2\theta) \right\} \tilde{q}(s)s \, ds \, d\theta \right] \quad (2.40a)$$

$$\Sigma_{22}^{p;contactH} - \Sigma_{33}^{p;contactH} = \frac{5\mu c\dot{\gamma}s_c}{3} \int_A (L + M \cos^2 \theta) \sin 2\theta a P^c \, d\theta. \quad (2.43a)$$

$$\frac{S_{22}^C - S_{33}^C}{\mu\dot{\gamma}a^3} = \frac{\sin 2\theta}{8\beta_3} \begin{cases} \beta_3 (2s^2(1-A)^2 \sin^2 \theta + s(\beta_2\beta_7/\beta_1) \cos 2\theta) & \text{for rolling} \\ 2s^2(1-A) ((1-A) \sin^2 \theta + \nu\beta_7 \text{sgn}(\cos 2\theta) \sin 2\theta) & \text{for slipping.} \end{cases} \quad (2.46a)$$

in which we have defined the new coefficient

$$\beta_7 = 1 + B^* - 2(y_{11}^h + y_{12}^h). \quad (2.46b)$$

$$\frac{\Sigma_{22-33}^{p;sh}}{\mu\dot{\gamma}} = \frac{10cas_c^2Pc}{3} \int_{\theta=0}^{\pi/2} [L(s) + M(s) \sin^2 \theta] \sin 2\theta \frac{(B-2)d\theta}{s[(1-B)\cos 2\theta - 1]}. \quad (2.48a)$$

The normal stress difference that results from these new equations is plotted in figure 3a.

Concentrated systems

For concentrated suspensions, there was a coding error corresponding to the assumption of zero second normal stress difference. When corrected, this makes only minor

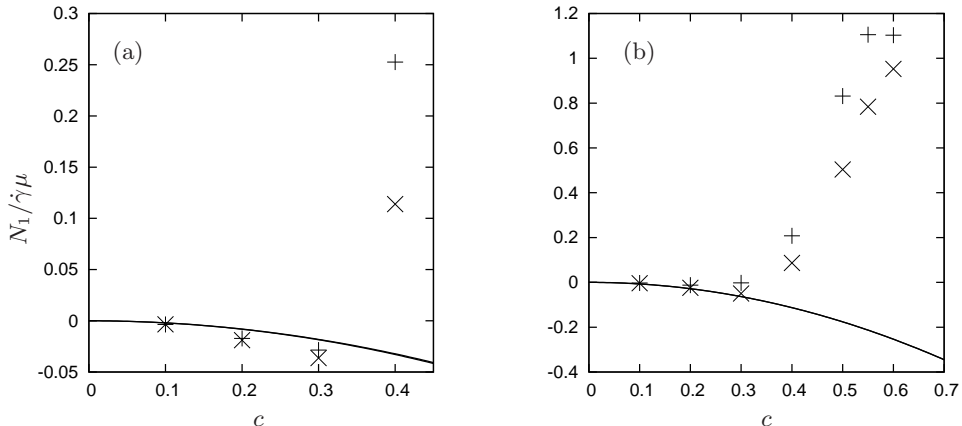


FIGURE C5. Dependence of first normal stress difference N_1 on area fraction c . Roughness heights (a) $\zeta = 10^{-3}$, (b) $\zeta = 10^{-2}$. For the smaller roughness height we could not obtain results for $c > 0.4$. In each graph, the curves represent the relevant dilute theory (at both $\nu = 0$ and $\nu \rightarrow \infty$); the two curves on each graph are indistinguishable from one another. The symbols are our simulation results at $\nu = 0$ (+) and $\nu \rightarrow \infty$ (x). For $c \geq 0.4$ we found we could not simulate in the true limit $\nu \rightarrow \infty$ so these results are for $\nu = 10$.

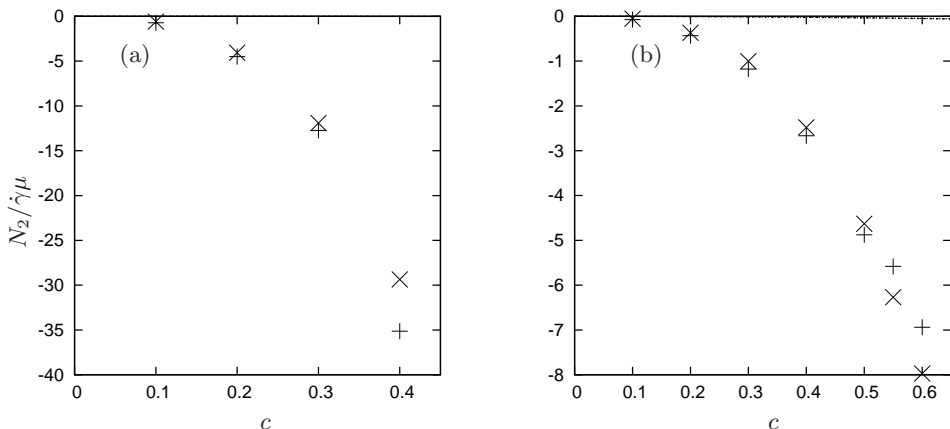


FIGURE C5A. Dependence of second normal stress difference N_2 on area fraction c . Roughness heights (a) $\zeta = 10^{-3}$, (b) $\zeta = 10^{-2}$. For the smaller roughness height we could not obtain results for $c > 0.4$. Points are our Stokesian Dynamics simulation results at $\nu = 0$ (+) and $\nu \rightarrow \infty$ (x). For $c \geq 0.4$ we could not simulate in the true limit $\nu \rightarrow \infty$ so these results are for $\nu = 10$. In both cases the results from dilute theory are indistinguishable from zero on this scale.

quantitative changes to the viscosity; however, the first normal stress difference N_1 , which was reported as negative, is now found to be positive for denser suspensions (shown in figure C5). In addition, we report that the second normal stress difference N_2 is negative, shown in new figure C5a.

REFERENCES

- LOOTENS, D, VAN DAMME, H, HÉMAR, Y & HÉBRAUD, P 2005 Dilatant flow of concentrated suspensions of rough particles. *Physical Review Letters* **95**, 268302.
- MARI, R, SETO, R, MORRIS, J F & DENN, M M 2015 Discontinuous shear thickening in

- Brownian suspensions by dynamic simulation. *Proceedings of the National Academy of Sciences* **112**, 15326–15330.
- ROYER, J R, BLAIR, D L & HUDSON, S D 2016 Rheological signature of frictional interactions in shear thickening suspensions. *Physical Review Letters* **116**, 188301.
- WILSON, H J & DAVIS, R H 2002 Shear stress of a monolayer of rough spheres. *Journal of Fluid Mechanics* **452**, 425–441.