

1 **Geographic range expansion of alien birds and environmental matching**

2

3 SHAN SU^{1,2}, PHILLIP CASSEY³, ELLIE E DYER^{1,2} & TIM M BACKBURN^{2,3,4}

4

5

6

7 ¹*Institute of Zoology, Zoological Society of London, Regent's Park, London NW1 4RY, UK*

8 ²*Research Department of Genetics, Evolution and Environment, University College London,*

9 *Gower Street - London - WC1E 6BT UK*

10 ³*School of Biological Sciences, University of Adelaide, Adelaide, SA 5005 Australia*

11 ⁴*Centre for Invasion Biology, Department of Botany and Zoology, Stellenbosch University,*

12 *Stellenbosch, South Africa*

13

14 Corresponding author: Tim M Blackburn, Research Department of Genetics, Evolution and

15 Environment, University College London, Gower Street - London - WC1E 6BT UK; Tel: +44

16 (0)207 679 7107 Ex: 57694

17

18 Email addresses: shan.su.11@ucl.ac.uk; phill.cassey@adelaide.edu.au;

19 ellie.dyer@ioz.ac.uk; t.blackburn@ucl.ac.uk

20

21

22 The international wildlife trade is a significant source of introduced alien species, some of
23 which proceed to become invasive and cause negative environmental and economic effects.
24 However, not all introduced aliens establish viable populations, and it is important to identify
25 the factors that determine establishment success. We explored the role of environmental
26 suitability (including anthropogenic influences, climate and habitat types) in establishment
27 success for alien bird species introduced to Taiwan. Using maximum entropy modelling, we
28 employed a recursive feature elimination and AIC-based stepwise model selection approach
29 to test whether the environmental suitability, native range size, body size, residence time and
30 the numbers of birds for sale in the shops affect variation in the extent of alien bird range size
31 in Taiwan. We show that species with larger native range sizes and larger body sizes also tend
32 to have larger alien range sizes in Taiwan. There is no effect of environmental suitability on
33 alien range size in Taiwan, but environmental suitability does influence bird species
34 establishment success there.

35

36 **Keywords:** alien species, bird trade, environmental suitability, invasion pathway, Taiwan,
37 wildlife trade.

38

39 Human activities are moving species beyond their native geographic boundaries, and into
40 areas where they do not naturally occur. These species (here termed aliens) may, in certain
41 cases, become invasive, and cause negative environmental and economic impacts (Clavero &
42 Garcia-Berthou 2005, Simberloff *et al.* 2013, Blackburn *et al.* 2014). These impacts provide a
43 strong impetus to understand invasions over and above the intrinsic interest in studying the
44 determinants of environmental change (Broennimann *et al.* 2007, Rödder & Lötters 2009,
45 Lauzeral *et al.* 2011, Petitpierre *et al.* 2012, Strubbe *et al.* 2013). It is now recognised that the
46 invasion process is most usefully analysed as a sequential series of stages (Blackburn *et al.*
47 2011): to become an alien invader, a species has to be transported (by humans) from its native
48 range, be introduced into an area in which it does not naturally occur, establish a sustainable
49 population, and finally spread out from the location of establishment. A species can only be
50 termed an invasive alien if it succeeds in passing through all of these stages. It follows that to
51 understand invasions, one must understand the entire pathway along which a species moves in
52 the process of changing from native to alien (Blackburn *et al.* 2009a,b).

53 An interesting case study of the invasion process relates to alien birds in Taiwan (Su
54 *et al.* 2014). Here, a variety of bird-related cultural activities, such as religious prayer animal
55 release (animals are released for religious reasons, such as to accrue karma), bird contests
56 (including singing competitions) and the keeping of cage-birds (including bird-walking, a
57 social activity when owners take their caged birds outdoors for fresh air), shape societal
58 demands for bird species. These demands interact with the availability of bird species in trade
59 to shape the species composition of the pet bird market in Taiwan (Su *et al.* 2014), and to
60 determine the characteristics of species that have the opportunity to establish alien
61 populations there. Thus, the bird trade is an important source of introduced species, and at
62 least 70% of introduced species, and 90% of established species, have been recorded in the
63 bird markets in Taiwan (Su *et al.* 2015a). Bird species are more likely to be released (e.g. as
64 prayer animals) or escape if they are more frequently for sale in the Taiwanese pet bird trade
65 and have been sold in the pet market for a longer period (Lee & Shieh 2005, Su *et al.* 2015a,
66 b). Establishment success is more likely for large-bodied bird species, but not strongly related
67 to other predicted determinants of success in Taiwan (Su *et al.* 2015a). Here, we extend this
68 work to the final stage of the invasion pathway, and explore determinants of variation in the
69 extent of spread (geographic range size) for alien bird species in Taiwan.

70 Previous studies have suggested a number of variables that may be associated with
71 alien bird geographic range sizes. One of the most consistent is the numbers of individuals
72 introduced, or propagule pressure (Duncan *et al.* 1999, Cassey 2001, Blackburn *et al.* 2006,
73 2015, Signorile *et al.* 2014). It is not clear why species introduced in larger numbers may be
74 able to spread further, but it is possibly because they are less likely to suffer genetic effects
75 arising from a population bottleneck, and are more likely to have individuals with appropriate

76 adaptations to allow spread introduced into the new location (McCauley 1991, Blackburn *et*
77 *al.* 2015). Propagule pressure is likely to be high in Taiwan because of prayer animal release
78 and frequent escapes of birds from bird contests, and this should reduce genetic effects arising
79 from population bottlenecks. In addition, a significant number of birds for sale in Taiwan are
80 wild-caught, and such individuals are more likely to survive after liberation than captive bred
81 birds (Carrete & Tella 2008, Cabezas *et al.* 2012). The length of time since introduction
82 (residence time) may also be related to alien range size, because species introduced earlier
83 will have had more time to spread (Duncan *et al.* 1999, Wilson *et al.* 2007, Albuquerque *et al.*
84 2011).

85 Species' life history traits are known to be related to native geographic range sizes
86 (Gaston 2003), and may also be related to alien range size if the same processes determine
87 range size in the native and alien environments (Guisan *et al.* 2014). Species may experience
88 high demographic variance during dispersal in new recipient environments, and traits
89 associated with the ability to overcome such stochasticity may help populations to survive
90 (Blackburn *et al.* 2009b, Schröder *et al.* 2009). Larger-bodied species tend to have slower
91 population growth rates and live longer, and so may be more likely to benefit in long-term
92 population persistence under such conditions (Sæther *et al.* 2004, Blackburn *et al.* 2009a);
93 they may also be more readily recorded. In addition, species with larger body size also tend to
94 have larger native range size (Gaston, 2003), and may as a result be more ecologically
95 generalist. Hence, these species may be better able to cope with different environments.
96 Conversely, small-bodied species tend to have faster population growth rates, and so may
97 spread more rapidly for a given residence time (Duncan *et al.* 1999, 2001, Mahoney *et al.*
98 2015).

99 Alien geographic range sizes should also be related to features of the recipient
100 environment, and how those interact with the environmental tolerances of the species
101 introduced: spread is not possible if the species cannot survive in the new location. The
102 environmental requirements of many invasive species are conserved in the alien range
103 (Petitpierre *et al.* 2012, Strubbe *et al.* 2013), and so the availability of suitable habitats,
104 human interference (Blair 1996, Veech *et al.* 2011) and climate factors, such as temperature
105 (Hitch & Leberg, 2007; Illán *et al.*, 2014) and precipitation (Tingley *et al.* 2012, Illán *et al.*
106 2014), are likely to be critical to the persistence of alien species (Gammon & Maurer, 2002;
107 Veech *et al.* 2011). Species traded in Taiwan are more likely to be derived from nearby
108 biogeographic realms (especially the Indo-Malay and Palearctic; (Su *et al.* 2014), such that
109 the recipient environmental conditions are likely to be similar to those experienced in their
110 native range. A larger native range may imply that species are more tolerant of a wider range
111 of conditions, and hence more likely to encounter suitable environments when introduced
112 (Duncan *et al.* 2001, Mahoney *et al.* 2015). Such species may be more likely to succeed in

113 establishment (Croci *et al.* 2007, Bomford *et al.* 2009), and to spread across a larger range in
114 the alien location.

115 Based on these previous studies, we test five predictions for variation in the extent of
116 the alien range sizes of birds in Taiwan. First, we predict that bird species more commonly for
117 sale in Taiwan are likely to have larger alien range sizes in Taiwan than species rarely
118 recorded for sale. Second, we predict that species with longer residence times are likely to
119 have larger established range sizes in Taiwan. Third, we predict that large-bodied species will
120 have larger alien range sizes than small-bodied species, as tends to be the case in the native
121 range. Nevertheless, we may see a negative range size-body size relationship in Taiwan if
122 small-bodied species attain their alien ranges more quickly. Fourth, we predict that alien
123 range size in Taiwan is positively related to native range size, on the assumption that factors
124 that determine native range sizes also influence alien range sizes. Finally, we predict that the
125 extent to which a species can spread in Taiwan is positively related to the environmental
126 match between Taiwan and the species' native range. We also test whether environmental
127 suitability can distinguish between those alien species that are introduced to Taiwan and
128 succeed versus those that fail to establish.

129

130 **METHODS**

131

132 **Study area**

133 The island of Taiwan spans 22°N - 25°18'N in latitude, and 120°27'E-122°E in longitude
134 (Fig. 1). The island has mountainous geography, ranging in altitude from sea level to a
135 maximum elevation of 3952m, and 59% forest cover (Forestry Bureau 2010). It includes
136 subtropical (in northern and central regions) and tropical (in the southern region) climates,
137 with a highland climate in the mountains. In 2014, the average annual temperature was
138 23.6°C, and annual average precipitation was 2,207 mm (Central Water Bureau 2015). The
139 Taiwanese bird list totals 626 species, of which many are vagrants, but also includes 25
140 species and 58 subspecies endemic to the country (Ding *et al.* 2014). We divided the study
141 area into a total of 409,133 grid cells (300m x 300m, the finest scale available for the maps
142 used in our study).

143

144 **Data**

145 We obtained records on alien species found in the wild in Taiwan from Severinghaus (1999)
146 and a dataset from the Chinese Wild Bird Federation (CWBF) for the years 1972 to 2014.
147 These sources listed 62 alien bird species recorded in the wild that were also found in at least
148 one of three Taiwan pet shop surveys (Chi 1995, Shieh *et al.* 2006, Su *et al.* 2015b). Five of

149 the 62 species had fewer than 10 occurrence records from their native ranges: two vulnerable
150 species *Cacatua moluccensis* and *Padda oryzivora*, one critically endangered species *Cacatua*
151 *sulphurea*, one near threatened species *Cacatua goffiniana*, and one least concern species *Eos*
152 *bornea* (IUCN 2015). This leads to small sample sizes in the environmental modelling
153 algorithm (Wisz *et al.* 2008), so these five species were removed from the environmental
154 suitability analysis. Hence, the total sample size was 57.

155 Twenty-eight of these 57 species are not classified as established or potentially
156 established (see below), and therefore were considered in the analysis as failed introductions.
157 A total of 29 species may be established in the wild, according to the Bird Checklist Taiwan
158 (2011-2014). We assigned these to one of two groups: 1) Established: alien species that have
159 had stable breeding records for more than ten consecutive years in the wild ($n = 15$); and 2)
160 Potentially established: alien species with wild breeding records but not for more than ten
161 years ($n = 14$). All established ($n = 15$) and potentially established ($n = 14$) species were
162 recorded in the pet shop surveys.

163 For established species, we calculated the current alien range size in Taiwan (2011-
164 2013) based on information (x-y coordinates) in the Breeding Bird Survey (BBS) Taiwan (Ko
165 *et al.* 2013). To estimate alien range size for each of these species, we created a GIS map
166 polygon by buffering around the observed points to 4 km (the default maximum distance
167 between survey points in a surveyed area), dissolving areas of overlap between observed
168 points, and then summing the total area covered by the resulting distribution. The values were
169 natural log-transformed for analysis (Anderson-Darling normality test: untransformed alien
170 range size, $A = 2.48$, $p < 0.001$; log-transformed alien range size, $A = 0.65$, $p = 0.06$). There
171 are no records available for *Cyanopica cyana* and *Streptopelia decaocto* from BBS Taiwan,
172 such that the final sample size for established species in the range size analysis was 13.

173 We obtained the native geographical range (km^2) for all traded bird species
174 considered to be failed introductions ($n = 28$), potentially established ($n = 14$) and established
175 ($n = 13$) alien species in Taiwan, from data in Orme *et al.* (2006), modified by removing alien
176 ranges incorrectly included in some native ranges (Dyer *et al.* 2016). The data do not include
177 the native range of *Amandava subflava*, which instead we obtained from the IUCN Red List
178 (IUCN 2015). The total native range polygons were converted into equal area grids using a
179 Behrmann projection with a cell size of 96.3×96.3 km (see Orme *et al.* 2006). Native range
180 size was estimated by summing the areas of the grid cells in which species occurred. The
181 values were natural log-transformed for analysis (Anderson-Darling normality test:
182 untransformed native range size, $A = 2.37$, $p < 0.001$; log-transformed native range size, $A =$
183 0.63 , $p = 0.07$).

184 We recorded residence time for each established species as the number of years since
185 it was first recorded in the wild in the CWBF database (1972-2014). The earliest recorded

186 introduced species in CWBF database is *Columba livia* (1972; we used the observation
187 records based on the CWBF database, although the species has certainly been present for
188 much longer, since at least 1840, according to the National Museum of Nature Science,
189 Taiwan). The most recently introduced species are *Cyanopica cyanus* and *Sturnus*
190 *malabaricus* (both in 1998). We obtained information on body mass (g) for established
191 species ($n = 13$) from Olson *et al.* (2009). For established species, we also recorded the
192 number of birds recorded for sale in the survey of Taiwanese pet shops (Su *et al.* 2015b). The
193 values of body mass and the numbers of birds for sale were natural log-transformed for
194 analysis.

195 The environmental suitability analyses were based on eight explanatory variables. We
196 removed variables that were highly correlated and chose variables based on their potential
197 biological significance. Hence the selected environment matching variables included: global
198 habitat cover (ESA Climate Change Initiative - Land Cover project 2014), annual maximum
199 green vegetation fraction (MGVF; Broxton *et al.* 2014), the accessibility (travel time to
200 access closest city or areas of the population greater than 50,000; Nelson 2008). The climate
201 variables included: annual mean temperature ($^{\circ}\text{C}$), annual temperature range ($^{\circ}\text{C}$), mean
202 temperature of coldest quarter ($^{\circ}\text{C}$), annual precipitation (mm) and precipitation of driest
203 quarter (mm) (Hijmans *et al.* 2005, WorldClim 2015).

204

205 **Analyses**

206 All analyses were performed in R (version 3.0.3, R Core Development Team 2014), and
207 species range maps were developed with ArcGIS 10.2 (ESRI 2011).

208 We tested for phylogenetic correlation in alien range size in Taiwan by calculating
209 variance components on the taxonomic levels of family and genus. The established species
210 derived from only Psittaciformes and Columbiformes, and therefore we did not test for
211 phylogenetic effects at the order level. Since the test detected no variance nested at these
212 levels, we used generalized linear models (function *glm*) for subsequent tests related to alien
213 range sizes in Taiwan.

214 We compared the alien range size of the established species in Taiwan with native
215 range size, residence time, body mass, the numbers of birds for sale and the environmental
216 suitability (see below) in Taiwan ($n = 13$) in univariate models. To find the most likely
217 multivariate model for these variables, we used a recursive feature elimination approach, and
218 model averaging from a full model including all five predictors, carried out in R. The feature
219 elimination approach removed variables with a low t-statistic using cross-validation as the
220 sampling method, implemented using the function *rfe* in the *caret* r package (Kuhn 2015). To
221 identify the best model, the *dredge* and *model.avg* functions in the r package *MuMIn* (Bartoń

222 2015) were used to fit all possible models from the predictor variables (32 models in total,
223 including the null model). We also calculated Akaike weights and variable importance (the
224 sum of the Akaike weights across all models including that variable) based on Akaike
225 Information Criterion corrected for small sample sizes (AICc).

226 To test whether environmental suitability is a determinant of establishment success,
227 we calibrated an environmental match model using MaxEnt (maximum entropy modelling,
228 version 3.3.3k; Phillips *et al.* 2006). We compared established ($n = 15$), potentially
229 established ($n = 14$) and failed introductions ($n = 28$). First, we created an index of
230 environmental suitability in Taiwan for each of the tested alien species. To do this, we
231 obtained occurrence records within the species' native range from GBIF (GBIF.org 2015),
232 using records of human observations, specimen records and machine observations (such as
233 remote sensor camera records). To reduce sampling bias, duplicated observations of the same
234 species were removed by setting MaxEnt to 'remove duplicate presence records', thus the
235 records also retained only one occurrence in a single grid cell (300m x 300m, see below and
236 Appendix 1). We calibrated the MaxEnt model in the species native range using presence-
237 only data with the environmental explanatory variables described above, and then projected
238 the environmental requirements identified from the native range to Taiwan for each of the
239 tested species (with grid cell size 300m x 300m). For each species, modelling was performed
240 using 10-fold cross-validation resampling to evaluate the model performance. The
241 performance of predictive models was judged using the rank-based AUC score (Fielding &
242 Bell 1997). AUC is the area under the receiver operating characteristic curve, which indicates
243 the probability that a randomly selected presence location is higher ranked than a randomly
244 selected background location (Phillips *et al.* 2006, Phillips & Dudík 2008).

245 For each species, the model derived from the native range gave an estimated
246 probability of presence ranging from 0 to 1 for each grid cell in Taiwan. These values can
247 also be taken to represent environmental suitability (Phillips *et al.* 2006). As species have
248 different environmental requirements, there was a unique probability distribution model for
249 each species. We used the median value of the probability for each of the species as an index
250 of environmental suitability for Taiwan. These values were logit-transformed prior to
251 analysis. The proportion of suitable areas in Taiwan for each of the tested species was also
252 calculated for analysis. We used a 10% omission rate for each of the tested species to define
253 the minimum probability of suitable areas in Taiwan. Areas were considered to be suitable
254 when the probability was above the threshold. As the proportion of suitable areas was highly
255 correlated with the median value of the probability ($r^2 = 0.85$), we focussed on the latter as
256 the index of environmental suitability.

257 To test whether environmental suitability was associated with establishment success
258 of bird species in the pet trade market, we compared established ($n = 15$), potentially

259 established ($n = 14$) and failed introductions ($n = 28$), in terms of the environmental
260 suitability index. We tested for phylogenetic correlation among species in establishment
261 success (i.e. they become established or potentially established) in Taiwan, by calculating
262 variance components on the taxonomic levels of order, family and genus. The family level
263 comprised 85.84% of the variation, while 14.15% was found at the genus level. No variance
264 was found nested at order level. We used generalized linear mixed-effects models (function
265 *glmer* in the *lme4* package in R; Bates *et al.* 2015) to fit a binary dependent variable, i.e.
266 whether species succeed in establishment (established or potentially established) or not, with
267 binomial errors, and family and genus fitted as nested random effects to control for the
268 phylogenetic association among species in the analysis. We used the same methods to
269 compare established and potentially established species in terms of environmental suitability.
270 Variance was only found at the taxonomic level of family. Therefore, we used a binary
271 dependent variable (whether potentially established and established species differed in terms
272 of environmental suitability) and fitted family as the random effect to control phylogenetic
273 association for potentially established and established species. Figures 2 and 3 were created
274 with the R package *ggplot2* (Wickham 2009).

275

276 RESULTS

277

278 The maximum entropy model calibrated from the native ranges for the tested species had a
279 good model fit (median AUC score = 0.91, 1st and 99th percentiles = 0.67, 0.98). Note that an
280 AUC score greater than 0.9 is considered to be a very good model, while an AUC between
281 0.7 and 0.9 is considered to be reasonable (Pearce & Ferrier 2000). The median value of the
282 environmental suitability for all the tested species in Taiwan was 0.15 (1st and 99th percentiles
283 = 2×10^{-8} , 0.91), for failed introductions was 0.08 (1st and 99th percentiles = 1.55×10^{-8} , 0.9)
284 and for established and potentially established species was 0.24 (1st and 99th percentiles =
285 0.004, 0.79). A generalized linear mixed-effect model showed that environmental suitability
286 was associated with the establishment success of alien species in Taiwan. Established and
287 potentially established species have significantly higher environmental suitability indices than
288 failed introductions (estimate \pm standard error: 4.84 ± 1.89 , $z = 2.56$, $p = 0.01$, Fig. 2).
289 However, there was no significant difference between established and potentially established
290 species (estimate \pm standard error: 0.4 ± 2.27 , $z = 0.17$, $p = 0.85$). We also tested the
291 establishment success of alien species using the proportion of suitable areas. In common with
292 results using the environmental suitability index, these results also showed that establishment
293 success of alien species was positively correlated with the proportion of suitable
294 environments in Taiwan (estimate \pm standard error: 3.43 ± 1.35 , $z = 2.53$, $p = 0.01$).

Comment [M1]:

295 Univariate analyses showed that alien bird range sizes in Taiwan were positively
296 associated with native range size (estimate \pm standard error: 1.08 ± 0.33 , $t = 3.26$, $p = 0.007$,
297 Fig. 3), body mass (1.72 ± 0.66 , $t = 2.59$, $p = 0.02$) and residence time (0.08 ± 0.03 , $t = 2.18$,
298 $p = 0.05$), but showed no relationship with the number of birds for sale (0.12 ± 0.15 , $t = 0.82$,
299 $p = 0.42$) or the environmental suitability index (1.06 ± 1.43 , $t = 0.75$, $p = 0.47$). Both cross-
300 validated recursive feature elimination and model average approaches identified native range
301 size and body mass as having strong influences on alien range size in Taiwan (cross-validated
302 adjusted $r^2 = 0.63$). Species' alien range sizes in Taiwan tend to be larger for larger-bodied
303 species, and for species with larger native ranges (Table 1). Model selection identified 17
304 models with $\Delta\text{AICc} < 10$. The three most likely models with $\Delta\text{AICc} < 4$ are given in Table 1.

305

306

307 DISCUSSION

308

309 The pathway by which species become invasive aliens combines the influences of human
310 mediated processes and the traits of the species involved. In the early stages of invasion,
311 human preferences and actions are key determinants of which species are transported or
312 introduced. For example, transported alien species are not a random subset of all extant
313 species (Blackburn & Cassey 2007, Su *et al.* 2014), locations where species are introduced
314 are not distributed evenly (Blackburn & Duncan 2001b), and much variation is driven by the
315 types of species chosen by people for translocation and species' availability relative to these
316 choices. However, in the later stages of invasion - establishment and spread - species traits
317 matter more. Human activities largely dictate which species are exposed to novel
318 environments, but intrinsic characteristics of these environments and species then influence
319 whether or not these species subsequently succeed in colonising them.

320 For alien bird species introduced to Taiwan, we found that the extent of suitable
321 environments on the island was significantly different between species that failed to establish
322 and those that succeeded in establishing (including those that were potentially established).
323 The environmental suitability index used in the study incorporated anthropogenic influences
324 (e.g. accessibility to human population centres), types of habitats (land cover) and climatic
325 factors (precipitation and temperature variables). Therefore, it seems that species were more
326 likely to establish if these features of the Taiwanese environment were more similar to those
327 in their native ranges. Nevertheless, we still found established and potentially established
328 species with low environmental suitability in Taiwan (e.g., the environmental suitability in
329 Taiwan for *Cacatua alba* = 0.003), and conversely, species that failed to establish despite a
330 very high environmental suitability (e.g. for *Serinus canaria* = 0.99). Hence, a low
331 environmental suitability to an alien environment is not necessarily a bar to establishment

Comment [M2]:

332 success, and *vice versa*, a high environmental suitability is not a guarantee of success. It is
333 likely that for some species, there are circumstances of the introduction that are more
334 important than environmental suitability. We have shown elsewhere that establishment
335 success in Taiwan was higher for large-bodied bird species (Su *et al.* 2015a), and it is
336 interesting in this regard that the large-bodied *C. alba* succeeded despite a low environmental
337 suitability, and the small-bodied *S. canaria* failed despite a high environmental suitability.

338 Although our results suggest that environmental suitability is important for whether
339 or not introduced species can succeed in establishing, the occurrence of higher environmental
340 suitability in Taiwan does not appear to matter for the extent of species' alien range sizes: the
341 environmental suitability index was not related to the size of alien range sizes in our analyses.
342 It has been shown elsewhere that the number of introduction events (colonisation pressure)
343 influences alien bird range size worldwide (Dyer *et al.* 2016), and this effect may also be
344 more important here. However, information on the number of releases is not available for
345 birds in Taiwan. Bird invasions in Eastern countries are likely to be influenced by the
346 indigenous cage bird culture, which includes elements such as religious prayer animal release,
347 outdoor bird competitions (including singing competitions), and bird-walking. These
348 activities are likely to be important pathways for traded species to become introduced species.
349 In particular, the practice of prayer animal release moves species beyond their natural barriers
350 and into alien environments on a large scale. Previous studies have found that more than 200
351 million wild animals are released annually in Taiwan (Environment and Animal Society of
352 Taiwan 2009). A quarter of religious organizations (from several different religions) regularly
353 practice prayer animal release (Environment and Animal Society of Taiwan (EAST) &
354 Kaohsiung Teacher's Association 2004), and there were 12,106 registered temples in Taiwan
355 in 2014 (Ministry of the Interior 2014). In Taipei, around 30% of residents have participated
356 in prayer animal releases (Severinghaus & Chi 1999). Both large-scale organised animal
357 release and small-scale personal animal release are therefore common and widespread. For
358 these reasons, the abundance of animals in trade, which we have shown elsewhere to be
359 related to the probability of introduction, may be a useful surrogate for the number of release
360 events. Nevertheless, we found no effect of the number of birds for sale on alien range size in
361 Taiwan (Su *et al.* 2015a), unlike previous studies in alien birds and other species (Gammon &
362 Maurer 2002, Liu *et al.* 2014). It is possible that the numbers of birds for sale predicts which
363 bird species are introduced in Taiwan, but not how many individuals of those species make it
364 into the wild, and that data on the latter would predict alien range size. Unfortunately, such
365 data are also not available.

366 Species traits appear to have the strongest influences on the alien range size of bird
367 species in Taiwan. We found that alien species with larger body size and larger native
368 geographic range size tended to have larger Taiwanese range sizes. Larger-bodied species

369 tend to have slower population growth rates and to be longer-lived (Peters 1983, Gaston &
370 Blackburn 2000), characteristics that have been argued to help colonising species to persist
371 through environmental extremes (Sæther *et al.* 2004, Blackburn *et al.* 2009a). Taiwan is a
372 sub-tropical island that mainly does not experience periods of extreme temperature or rainfall,
373 but it is hit by regular typhoons (3-5 per year, according to Water Resources Agency, Taiwan).
374 Tropical storms have been shown to cause high mortality in wildlife (Ameca y Juárez *et al.*
375 2012) and have been argued to cause extinctions in small island populations of birds
376 (Martínez-Morales *et al.* 2009, Şekercioğlu *et al.* 2012). These extreme events may impact
377 species of different body size differentially, and so explain why larger-bodied species are
378 more likely to establish (Su *et al.* 2015a) and spread widely in Taiwan.

379 Positive relationships between native and alien range sizes for alien species, like that
380 shown here for birds in Taiwan, have been argued to arise because species with larger native
381 range sizes are likely to be able to exploit a broader range of habitats, or to have wider
382 environmental tolerances (Blackburn & Duncan 2001a, Croci *et al.* 2007). However, we
383 tested explicitly for environmental matches between native and alien distributions, and found
384 no relationship between the environmental suitability in Taiwan and alien range size. Species
385 with larger native range size do not have a higher probability of occurrence.

386 The univariate analysis produced the expected positive relationship between alien
387 range size and residence time in Taiwan: established bird species present for longer on the
388 island have had longer for their populations to grow and spread, and also more time to adapt
389 to the novel environment (Vellend *et al.* 2007). They may also have benefitted from longer
390 periods (and hence more instances) of introduction. However, residence time had no
391 relationship with alien range size in the multivariate analyses, when the effects of native
392 range size and body size were included. Dyer *et al.* (2016) found that positive univariate
393 effects of residence time on alien range size at the global scale disappeared in multivariate
394 analysis, although the relationship became significantly negative for reasons that were unclear.
395 It seems that longer residence time is only a small advantage to established bird species, and
396 matters less than other drivers in terms of the extent of their spread, at the time scales
397 considered here.

398 In conclusion, our results emphasize the importance of environmental similarity
399 between the alien and native ranges of species as a determinant of establishment success, as
400 has been shown in other studies. However, environmental matching seems to have less impact
401 on how widely alien bird species spread across Taiwan: instead, this is positively related to
402 the body size and native range size of the species. Thus, importation regulations developed to
403 reduce invasion risk need to find ways to minimise the trade in alien bird species from similar
404 environments, because they are more likely to establish viable populations, and with large
405 native range sizes and body sizes, which are more likely to subsequently spread.

406

407 We thank William Chi and Bao-Sen Shieh for supplying pet shop surveys. The Chinese Wild
408 Bird Federation provided the database of bird occurrence records in Taiwan. The Endemic
409 Species Research Institute supplied the data from their breeding bird project in Taiwan. David
410 Orme and Valerie Olson supplied data on geographic ranges and body sizes. We also thank
411 Richard Pearson for important advice about niche modelling. We are grateful to Staffan Roos
412 and Dan Chamberlain for the comments that improved the manuscript. This study received
413 financial support from Institute of Zoology, Zoological Society of London.

414

415

416 REFERENCES

417

- 418 Albuquerque, F.S. de, Castro-Díez, P., Rueda, M., Hawkins, B.A. & Rodríguez, M.Á. 2011.
419 Relationships of climate, residence time, and biogeographical origin with the range
420 sizes and species richness patterns of exotic plants in Great Britain. *Plant Ecol.* **212**:
421 1901–1911.
- 422 Ameca y Juárez, E.I., Mace, G.M., Cowlshaw, G. & Pettoelli, N. 2012. Natural population
423 die-offs: causes and consequences for terrestrial mammals. *Trends Ecol. Evol.* **27**:
424 272–277.
- 425 Bartoń, K. 2015. *MuMIn: Multi-Model Inference. R package version 1.15.1.*
- 426 Bates, D., Mächler, M., Bolker, B. & Walker, S. 2015. Fitting Linear Mixed-Effects Models
427 Using **lme4**. *J. Stat. Softw.* **67**.
- 428 Blackburn, T.M. & Cassey, P. 2007. Patterns of non-randomness in the exotic avifauna of
429 Florida. *Divers. Distrib.* **13**: 519–526.
- 430 Blackburn, T.M., Cassey, P. & Gaston, K.J. 2006. Variations on a theme: sources of
431 heterogeneity in the form of the interspecific relationship between abundance and
432 distribution. *J. Anim. Ecol.* **75**: 1426–1439.
- 433 Blackburn, T.M., Cassey, P. & Lockwood, J.L. 2009a. The role of species traits in the
434 establishment success of exotic birds. *Glob. Change Biol.* **15**: 2852–2860.
- 435 Blackburn, T.M. & Duncan, R.P. 2001a. Determinants of establishment success in introduced
436 birds. *Nature* **414**: 195–197.
- 437 Blackburn, T.M. & Duncan, R.P. 2001b. Establishment patterns of exotic birds are
438 constrained by non-random patterns in introduction. *J. Biogeogr.* **28**: 927–939.
- 439 Blackburn, T.M., Essl, F., Evans, T., Hulme, P.E., Jeschke, J.M., Kühn, I., *et al.* 2014. A
440 Unified Classification of Alien Species Based on the Magnitude of their
441 Environmental Impacts. *PLoS Biol.* **12**: e1001850.

442 Blackburn, T.M., Lockwood, J.L. & Cassey, P. 2009b. Avian invasions: the ecology and
443 evolution of exotic birds.

444 Blackburn, T.M., Lockwood, J.L. & Cassey, P. 2015. The Influence of Numbers on Invasion
445 Success. *Mol. Ecol.* n/a–n/a.

446 Blackburn, T.M., Pyšek, P., Bacher, S., Carlton, J.T., Duncan, R.P., Jarošík, V., *et al.* 2011. A
447 proposed unified framework for biological invasions. *Trends Ecol. Evol.* **26**: 333–
448 339.

449 Blair, R.B. 1996. Land Use and Avian Species Diversity Along an Urban Gradient. *Ecol.*
450 *Appl.* **6**: 506–519.

451 Bomford, M., Darbyshire, R.O. & Randall, L. 2009. Determinants of establishment success
452 for introduced exotic mammals. *Wildl. Res.* **36**: 192.

453 Broennimann, O., Treier, U.A., Müller-Schärer, H., Thuiller, W., Peterson, A.T. & Guisan, A.
454 2007. Evidence of climatic niche shift during biological invasion. *Ecol. Lett.* **10**: 701–
455 709.

456 Broxton, P.D., Zeng, X., Scheffic, W. & Troch, P.A. 2014. A MODIS-Based Global 1-km
457 Maximum Green Vegetation Fraction Dataset. *J. Appl. Meteorol. Climatol.* **53**: 1996–
458 2004.

459 Cabezas, S., Carrete, M., Tella, J.L., Marchant, T.A. & Bortolotti, G.R. 2012. Differences in
460 acute stress responses between wild-caught and captive-bred birds: a physiological
461 mechanism contributing to current avian invasions? *Biol. Invasions* **15**: 521–527.

462 Carrete, M. & Tella, J. 2008. Wild-bird trade and exotic invasions: a new link of conservation
463 concern? *Front. Ecol. Environ.* **6**: 207–211.

464 Cassey, P. 2001. Determining variation in the success of New Zealand land birds. *Glob. Ecol.*
465 *Biogeogr.* **10**: 161–172.

466 Central Water Bureau. 2015. *Climate monitoring 2014 annual report*. Central Water Bureau,
467 Taiwan.

468 Chi, W.L. 1995. *An investigation report on pet bird trade in Taiwan*. Green Consumer's
469 Foundation, Taipei, Taiwan.

470 Clavero, M. & Garcia-Berthou, E. 2005. Invasive species are a leading cause of animal
471 extinctions. *Trends Ecol. Evol.* **20**: 110–110.

472 Croci, S., Quilliec, P.L. & Clergeau, P. 2007. Geographical range as predictor of spatial
473 expansion of invading birds. *Biodivers. Conserv.* **16**: 511–524.

474 Ding, T.-S., Juan, C.-S., Lin, R.-S., Pan, C.-Y., Tsai, Y.-J., Wu, J., *et al.* 2014. *The 2014*
475 *CWBF Checklist of the Birds of Taiwan*. Bird Record Committee, Chinese Wild Bird
476 Federation, Taiwan.

477 Duncan, R.P., Blackburn, T.M. & Veltman, C.J. 1999. Determinants of geographical range
478 sizes: a test using introduced New Zealand birds. *J. Anim. Ecol.* **68**: 963–975.

479 Duncan, R.P., Bomford, M., Forsyth, D.M. & Conibear, L. 2001. High predictability in
480 introduction outcomes and the geographical range size of introduced Australian birds:
481 a role for climate: Bird introductions to Australia. *J. Anim. Ecol.* **70**: 621–632.

482 Dyer, E.E., Franks, V., Cassey, P., Collen, B., Cope, R.C., Jones, K.E., *et al.* 2016. A global
483 analysis of the determinants of alien geographic range size in birds. *Glob. Ecol.*
484 *Biogeogr.*

485 Environment and Animal Society of Taiwan. 2009. *The investigation of prayer animal*
486 *releases in Taiwan.* Environment & Animal Society of Taiwan and Human Society
487 International, Taiwan.

488 Environment and Animal Society of Taiwan (EAST) & Kaohsiung Teacher's Association.
489 2004. *The practices of prayer animal releases conducted by religious organisations*
490 *in Taiwan.* Environment and Animal Society of Taiwan, Taiwan.

491 ESA Climate Change Initiative - Land Cover project. 2014. Land Cover Map 2010.

492 ESRI. 2011. *ArcGIS Desktop.* Environmental Systems Research Institute, Redlands, CA,
493 USA.

494 Fielding, A.H. & Bell, J.F. 1997. A review of methods for the assessment of prediction errors
495 in conservation presence/absence models. *Environ. Conserv.* 38–49.

496 Forestry Bureau. 2010. *The land cover in Taiwan.* Council of Agriculture, Forestry Bureau,
497 Taiwan.

498 Gammon, D.E. & Maurer, B.A. 2002. Evidence for non-uniform dispersal in the biological
499 invasions of two naturalized North American bird species. *Glob. Ecol. Biogeogr.* **11**:
500 155–162.

501 Gaston, K.J. 2003. *The Structure and Dynamics of Geographic Ranges.* Oxford Series in
502 Ecology and Evolution.

503 Gaston, K.J. & Blackburn, T.M. 2000. *Pattern and process in macroecology.* Blackwell
504 Science, Oxford, OX; Malden, MA, USA.

505 GBIF.org. 2015. *GBIF Occurrence Download.*

506 Guisan, A., Petitpierre, B., Broennimann, O., Daehler, C. & Kueffer, C. 2014. Unifying niche
507 shift studies: insights from biological invasions. *Trends Ecol. Evol.* **29**: 260–269.

508 Hijmans, R.J., Cameron, S.E., Parra, J.L., Jones, P.G. & Jarvis, A. 2005. Very high resolution
509 interpolated climate surfaces for global land areas. *Int. J. Climatol.* **25**: 1965–1978.

510 Hitch, A.T. & Leberg, P.L. 2007. Breeding Distributions of North American Bird Species
511 Moving North as a Result of Climate Change. *Conserv. Biol.* **21**: 534–539.

512 Illán, J.G., Thomas, C.D., Jones, J.A., Wong, W.-K., Shirley, S.M. & Betts, M.G. 2014.
513 Precipitation and winter temperature predict long-term range-scale abundance
514 changes in Western North American birds. *Glob. Change Biol.* **20**: 3351–3364.

515 IUCN. 2015. *The IUCN Red List of Threatened Species. Version 2015.1.*
516 <www.iucnredlist.org>.

517 Ko, C.J., Fan, M.W., Jiang, Y.X., Yo, W.J., Lo, Y.Y., Huang, K.W., *et al.* 2013. *2012 Taiwan*
518 *breeding bird survey annual report.* Council of Agriculture, Endemic Species
519 Research Institute, Nantou, Taiwan, Taiwan.

520 Kuhn, M. 2015. *caret: Classification and Regression Training.*

521 Lauzeral, C., Leprieur, F., Beauchard, O., Duron, Q., Oberdorff, T. & Brosse, S. 2011.
522 Identifying climatic niche shifts using coarse-grained occurrence data: a test with
523 non-native freshwater fish. *Glob. Ecol. Biogeogr.* **20**: 407–414.

524 Lee, T.W. & Shieh, B.S. 2005. Pet sales of exotic estrildid birds in relation to the field-
525 records in Taiwan. *Endem. Species Res.* **7**: 1–12.

526 Liu, X., Li, X., Liu, Z., Tingley, R., Kraus, F., Guo, Z., *et al.* 2014. Congener diversity,
527 topographic heterogeneity and human-assisted dispersal predict spread rates of alien
528 herpetofauna at a global scale. *Ecol. Lett.* **17**: 821–829.

529 Mahoney, P.J., Beard, K.H., Durso, A.M., Tallian, A.G., Long, A.L., Kindermann, R.J., *et al.*
530 2015. Introduction effort, climate matching and species traits as predictors of global
531 establishment success in non-native reptiles. *Divers. Distrib.* **21**: 64–74.

532 Martínez-Morales, M.A., Cruz, P.C. & Cuarón, A.D. 2009. Predicted population trends for
533 Cozumel Curassows (*Crax rubra griseicomis*): empirical evidence and predictive models
534 in the face of climate change. *J. Field Ornithol.* **80**: 317–327.

535 McCauley, D.E. 1991. Genetic consequences of local population extinction and
536 recolonization. *Trends Ecol. Evol.* **6**: 5–8.

537 Ministry of the Interior. 2014. *Religion in Taiwan.* Ministry of the Interior, Taiwan, Taiwan.

538 Nelson, A. 2008. Estimated travel time to the nearest city of 50,000 or more people in year
539 2000. Global Environment Monitoring Unit - Joint Research Centre of the European
540 Commission, Ispra Italy.

541 Olson, V.A., Davies, R.G., Orme, C.D.L., Thomas, G.H., Meiri, S., Blackburn, T.M., *et al.*
542 2009. Global biogeography and ecology of body size in birds. *Ecol. Lett.* **12**: 249–
543 259.

544 Orme, C.D.L., Davies, R.G., Olson, V.A., Thomas, G.H., Ding, T.-S., Rasmussen, P.C., *et al.*
545 2006. Global Patterns of Geographic Range Size in Birds. *PLoS Biol.* **4**: e208.

546 Pearce, J. & Ferrier, S. 2000. Evaluating the predictive performance of habitat models
547 developed using logistic regression. *Ecol. Model.* **133**: 225–245.

548 Peters, R.H. 1983. *The ecological implications of body size.* Cambridge University Press,
549 Cambridge.

550 Petitpierre, B., Kueffer, C., Broennimann, O., Randin, C., Daehler, C. & Guisan, A. 2012.
551 Climatic Niche Shifts Are Rare Among Terrestrial Plant Invaders. *Science* **335**:
552 1344–1348.

553 Phillips, S.J., Anderson, R.P. & Schapire, R.E. 2006. Maximum entropy modeling of species
554 geographic distributions. *Ecol. Model.* **190**: 231–259.

555 Phillips, S.J. & Dudík, M. 2008. Modeling of species distributions with Maxent: new
556 extensions and a comprehensive evaluation. *Ecography* **31**: 161–175.

557 QGIS Development Team. 2016. *QGIS Geographic Information System*. Open Source
558 Geospatial Foundation Project.

559 R Core Team. 2014. *R: A language and environment for statistical computing*. Vienna,
560 Austria.

561 Rödder, D. & Lötters, S. 2009. Niche shift versus niche conservatism? Climatic
562 characteristics of the native and invasive ranges of the Mediterranean house gecko
563 (*Hemidactylus turcicus*). *Glob. Ecol. Biogeogr.* **18**: 674–687.

564 Sæther, B., Engen, S., Pape Møller, A., Weimerskirch, H., Visser, M.E., Fiedler, W., *et al.*
565 2004. Life History Variation Predicts the Effects of Demographic Stochasticity on
566 Avian Population Dynamics. *Am. Nat.* **164**: 793–802.

567 Schröder, A., Nilsson, K.A., Persson, L., van Kooten, T. & Reichstein, B. 2009. Invasion
568 success depends on invader body size in a size-structured mixed predation-
569 competition community. *J. Anim. Ecol.* **78**: 1152–1162.

570 Şekercioğlu, Ç.H., Primack, R.B. & Wormworth, J. 2012. The effects of climate change on
571 tropical birds. *Biol. Conserv.* **148**: 1–18.

572 Severinghaus, L.L. 1999. Exotic birds in Taiwan. *Wild Birds* **7**: 45–58.

573 Severinghaus, L.L. & Chi, L. 1999. Prayer animal release in Taiwan. *Biol. Conserv.* **89**: 301–
574 304.

575 Shieh, B., Lin, Y., Lee, T., Chang, C. & Cheng, K. 2006. Pet trade as sources of introduced
576 bird species in Taiwan. *Taiwania* **51**: 81–86.

577 Signorile, A.L., Wang, J., Lurz, P.W.W., Bertolino, S., Carbone, C. & Reuman, D.C. 2014.
578 Do founder size, genetic diversity and structure influence rates of expansion of North
579 American grey squirrels in Europe? *Divers. Distrib.* **20**: 918–930.

580 Simberloff, D., Martin, J.-L., Genovesi, P., Maris, V., Wardle, D.A., Aronson, J., *et al.* 2013.
581 Impacts of biological invasions: what’s what and the way forward. *Trends Ecol. Evol.*
582 **28**: 58–66.

583 Strubbe, D., Broennimann, O., Chiron, F. & Matthysen, E. 2013. Niche conservatism in non-
584 native birds in Europe: niche unfilling rather than niche expansion: Niche
585 conservatism among non-native birds. *Glob. Ecol. Biogeogr.* **22**: 962–970.

586 Su, S., Cassey, P. & Blackburn, T.M. 2014. Patterns of non-randomness in the composition
587 and characteristics of the Taiwanese bird trade. *Biol. Invasions*, doi: 10.1007/s10530-
588 014-0686-1.

589 Su, S., Cassey, P. & Blackburn, T.M. 2015a. The wildlife pet trade as a driver of introduction
590 and establishment in alien birds in Taiwan. *Biol. Invasions* **18**: 215–229.

591 Su, S., Cassey, P., Vall-Ilosera, M. & Blackburn, T.M. 2015b. Going Cheap: Determinants of
592 Bird Price in the Taiwanese Pet Market. *PLOS ONE* **10**: e0127482.

593 Tingley, M.W., Koo, M.S., Moritz, C., Rush, A.C. & Beissinger, S.R. 2012. The push and
594 pull of climate change causes heterogeneous shifts in avian elevational ranges. *Glob.*
595 *Change Biol.* **18**: 3279–3290.

596 Veech, J.A., Small, M.F. & Baccus, J.T. 2011. The effect of habitat on the range expansion of
597 a native and an introduced bird species. *J. Biogeogr.* **38**: 69–77.

598 Vellend, M., Harmon, L.J., Lockwood, J.L., Mayfield, M.M., Hughes, A.R., Wares, J.P., *et*
599 *al.* 2007. Effects of exotic species on evolutionary diversification. *Trends Ecol. Evol.*
600 **22**: 481–488.

601 Wickham, H. 2009. *Ggplot2: elegant graphics for data analysis*. Springer, New York.

602 Wilson, J.R.U., Richardson, D.M., Rouget, M., Procheş, Ş., Amis, M.A., Henderson, L., *et al.*
603 2007. Residence time and potential range: crucial considerations in modelling plant
604 invasions. *Divers. Distrib.* **13**: 11–22.

605 Wisz, M.S., Hijmans, R.J., Li, J., Peterson, A.T., Graham, C.H., Guisan, A., *et al.* 2008.
606 Effects of sample size on the performance of species distribution models. *Divers.*
607 *Distrib.* **14**: 763–773.

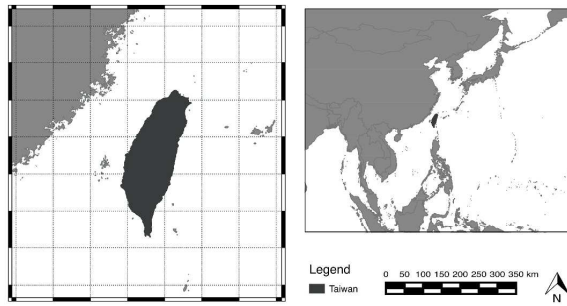
608 WorldClim. 2015. Global Climate Data. <http://www.worldclim.org/about>.
609
610

611 **Table 1** Model-averaged coefficients for predictors of species' alien range in Taiwan,
 612 calculated over 17 models, for which the difference of AICc from the best model was less
 613 than 10. The three most likely models (M1 to M3 with bracketed Δ AICc) included two
 614 predictor variables. Akaike weights and AICc for each model are shown. Importance is the
 615 sum of the Akaike weights across all models including that variable.

Variables	M1 (0)	M1 (0.89)	M3 (3.48)	Estimate	Std. Error	Z value	Pr (> z)	Importance
Log native range size	x	x		0.97	0.30	2.82	0.005	0.85
Log body mass	x		x	1.37	0.52	2.27	0.02	0.55
Residence time				0.05	0.04	1.02	-0.30	0.1
Environmental suitability index				-0.08	0.23	0.25	0.32	0.08
Log numbers of birds for sale				0.04	0.11	1.02	0.30	0.04
Intercept				-7.92	6.75	1.10	0.26	
Akaike weight	0.42	0.27	0.07					
AICc	44.68	45.57	48.16					

616

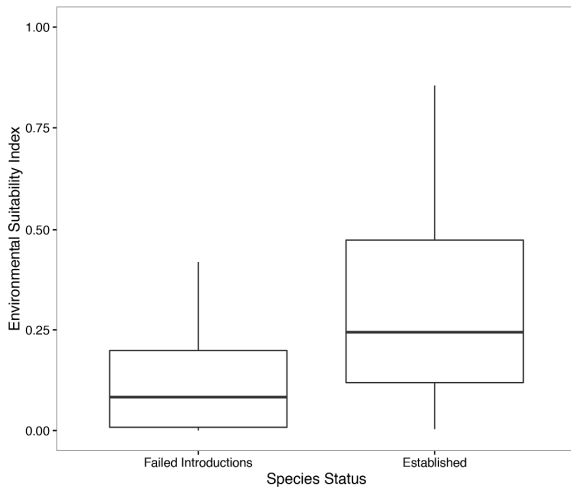
617



618

619 **Figure 1** The location of the study site: the main island of Taiwan. Maps were developed
620 with QGIS (QGIS Development Team 2016)

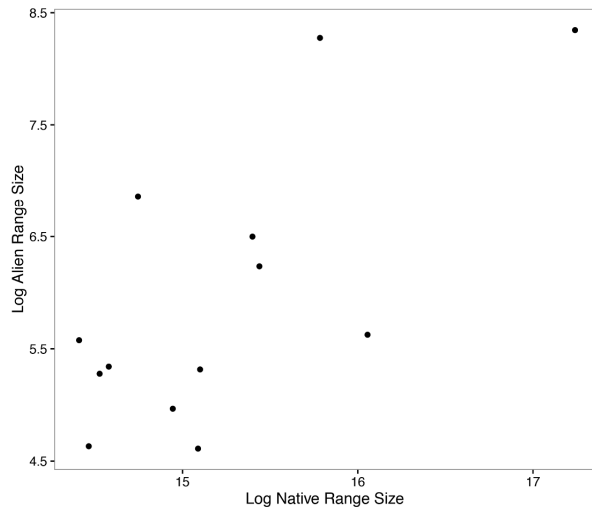
621



622

623 **Figure 2** The means of environmental suitability index in Taiwan for failed introductions (n
624 = 28) and established species ($n = 29$, established and potentially established species
625 included). The box represents the interquartile range of the observations in the group, the bold
626 black horizontal line shows the median of the observations and the whiskers indicate the
627 spread of all of the observations in the group.

628



629

630

631 **Figure 3** The relationship between log-alien and log-native range size of established species

632 in Taiwan ($n = 13$).

633