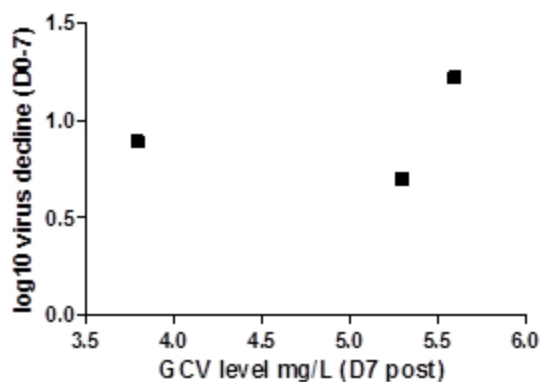


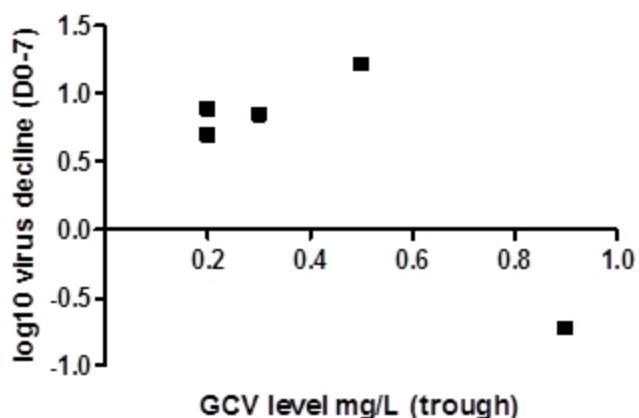
Supplemental data: Relationship between virus decline in blood (A. and B.) and urine (C. and D.) and ganciclovir levels over the first 7 days of antiviral treatment for congenital cytomegalovirus infection.

Data are shown for day 7 pre- (trough: B. and D.) and post- (peak: A. and C.) ganciclovir levels taken on day 7 of treatment in 5 babies. Treatment was with ganciclovir in 4 and valganciclovir in 1 baby.

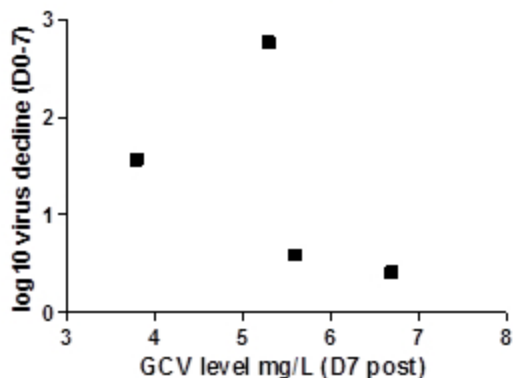
A.
Blood virus decline vs peak ganciclovir level



B.
Blood virus decline vs trough GCV level



C.
Urine virus decline vs peak GCV level



D.
Urine virus decline vs trough GCV level

