

Measurement of the Lifetime Difference in the B_s^0 System

V. M. Abazov,³⁵ B. Abbott,⁷² M. Abolins,⁶³ B. S. Acharya,²⁹ M. Adams,⁵⁰ T. Adams,⁴⁸ M. Agelou,¹⁸ J.-L. Agram,¹⁹ S. H. Ahn,³¹ M. Ahsan,⁵⁷ G. D. Alexeev,³⁵ G. Alkhalaf,³⁹ A. Alton,⁶² G. Alverson,⁶¹ G. A. Alves,² M. Anastasoiaie,³⁴ T. Andeen,⁵² S. Anderson,⁴⁴ B. Andrieu,¹⁷ Y. Arnoud,¹⁴ M. Arov,⁵¹ A. Askew,⁴⁸ B. Āsman,⁴⁰ A. C. S. Assis Jesus,³ O. Atramentov,⁵⁵ C. Autermann,²¹ C. Avila,⁸ F. Badaud,¹³ A. Baden,⁵⁹ L. Bagby,⁵¹ B. Baldin,⁴⁹ P. W. Balm,³³ P. Banerjee,²⁹ S. Banerjee,²⁹ E. Barberis,⁶¹ P. Bargassa,⁷⁶ P. Baringer,⁵⁶ C. Barnes,⁴² J. Barreto,² J. F. Bartlett,⁴⁹ U. Bassler,¹⁷ D. Bauer,⁵³ A. Bean,⁵⁶ S. Beauceron,¹⁷ M. Begalli,³ M. Biegel,⁶⁸ A. Bellavance,⁶⁵ S. B. Beri,²⁷ G. Bernardi,¹⁷ R. Bernhard,^{49,*} I. Bertram,⁴¹ M. Besançon,¹⁸ R. Beuselinck,⁴² V. A. Bezzubov,³⁸ P. C. Bhat,⁴⁹ V. Bhatnagar,²⁷ M. Binder,²⁵ C. Biscarat,⁴¹ K. M. Black,⁶⁰ I. Blackler,⁴² G. Blazey,⁵¹ F. Blekman,⁴² S. Blessing,⁴⁸ D. Bloch,¹⁹ U. Blumenschein,²³ A. Boehnlein,⁴⁹ O. Boeriu,⁵⁴ T. A. Bolton,⁵⁷ F. Borchering,⁴⁹ G. Borissov,⁴¹ K. Bos,³³ T. Bose,⁶⁷ A. Brandt,⁷⁴ R. Brock,⁶³ G. Brooijmans,⁶⁷ A. Bross,⁴⁹ N. J. Buchanan,⁴⁸ D. Buchholz,⁵² M. Buehler,⁵⁰ V. Buescher,²³ S. Burdin,⁴⁹ S. Burke,⁴⁴ T. H. Burnett,⁷⁸ E. Busato,¹⁷ C. P. Buszello,⁴² J. M. Butler,⁶⁰ J. Cammin,⁶⁸ S. Caron,³³ W. Carvalho,³ B. C. K. Casey,⁷³ N. M. Cason,⁵⁴ H. Castilla-Valdez,³² S. Chakrabarti,²⁹ D. Chakraborty,⁵¹ K. M. Chan,⁶⁸ A. Chandra,²⁹ D. Chapin,⁷³ F. Charles,¹⁹ E. Cheu,⁴⁴ D. K. Cho,⁶⁰ S. Choi,⁴⁷ B. Choudhary,²⁸ T. Christiansen,²⁵ L. Christofek,⁵⁶ D. Claes,⁶⁵ B. Clément,¹⁹ C. Clément,⁴⁰ Y. Coadou,⁵ M. Cooke,⁷⁶ W. E. Cooper,⁴⁹ D. Coppage,⁵⁶ M. Corcoran,⁷⁶ A. Cothenet,¹⁵ M.-C. Cousinou,¹⁵ B. Cox,⁴³ S. Crépe-Renaudin,¹⁴ D. Cutts,⁷³ H. da Motta,² M. Das,⁵⁸ B. Davies,⁴¹ G. Davies,⁴² G. A. Davis,⁵² K. De,⁷⁴ P. de Jong,³³ S. J. de Jong,³⁴ E. De La Cruz-Burelo,⁶² C. De Oliveira Martins,³ S. Dean,⁴³ J. D. Degenhardt,⁶² F. Déliot,¹⁸ M. Demarteau,⁴⁹ R. Demina,⁶⁸ P. Demine,¹⁸ D. Denisov,⁴⁹ S. P. Denisov,³⁸ S. Desai,⁶⁹ H. T. Diehl,⁴⁹ M. Diesburg,⁴⁹ M. Doidge,⁴¹ H. Dong,⁶⁹ S. Doulas,⁶¹ L. V. Dudko,³⁷ L. Duflot,¹⁶ S. R. Dugad,²⁹ A. Duperrin,¹⁵ J. Dyer,⁶³ A. Dyshkant,⁵¹ M. Eads,⁵¹ D. Edmunds,⁶³ T. Edwards,⁴³ J. Ellison,⁴⁷ J. Elmsheuser,²⁵ V. D. Elvira,⁴⁹ S. Eno,⁵⁹ P. Ermolov,³⁷ O. V. Eroshin,³⁸ J. Estrada,⁴⁹ H. Evans,⁶⁷ A. Evdokimov,³⁶ V. N. Evdokimov,³⁸ J. Fast,⁴⁹ S. N. Fatakia,⁶⁰ L. Felgioni,⁶⁰ A. V. Ferapontov,³⁸ T. Ferbel,⁶⁸ F. Fiedler,²⁵ F. Filthaut,³⁴ W. Fisher,⁴⁹ H. E. Fisk,⁴⁹ I. Fleck,²³ M. Fortner,⁵¹ H. Fox,²³ S. Fu,⁴⁹ S. Fuess,⁴⁹ T. Gadfort,⁷⁸ C. F. Galea,³⁴ E. Gallas,⁴⁹ E. Galyaev,⁵⁴ C. Garcia,⁶⁸ A. Garcia-Bellido,⁷⁸ J. Gardner,⁵⁶ V. Gavrilov,³⁶ A. Gay,¹⁹ P. Gay,¹³ D. Gelé,¹⁹ R. Gelhaus,⁴⁷ K. Genser,⁴⁹ C. E. Gerber,⁵⁰ Y. Gershtein,⁴⁸ D. Gillberg,⁵ G. Ginther,⁶⁸ T. Golling,²² N. Gollub,⁴⁰ B. Gómez,⁸ K. Gounder,⁴⁹ A. Goussiou,⁵⁴ P. D. Grannis,⁶⁹ S. Greder,³ H. Greenlee,⁴⁹ Z. D. Greenwood,⁵⁸ E. M. Gregores,⁴ Ph. Gris,¹³ J.-F. Grivaz,¹⁶ L. Groer,⁶⁷ S. Grünendahl,⁴⁹ M. W. Grünewald,³⁰ S. N. Gurzhiev,³⁸ G. Gutierrez,⁴⁹ P. Gutierrez,⁷² A. Haas,⁶⁷ N. J. Hadley,⁵⁹ S. Hagopian,⁴⁸ I. Hall,⁷² R. E. Hall,⁴⁶ C. Han,⁶² L. Han,⁷ K. Hanagaki,⁴⁹ K. Harder,⁵⁷ A. Harel,²⁶ R. Harrington,⁶¹ J. M. Hauptman,⁵⁵ R. Hauser,⁶³ J. Hays,⁵² T. Hebbeker,²¹ D. Hedin,⁵¹ J. M. Heinmiller,⁵⁰ A. P. Heinson,⁴⁷ U. Heintz,⁶⁰ C. Hensel,⁵⁶ G. Hesketh,⁶¹ M. D. Hildreth,⁵⁴ R. Hirosky,⁷⁷ J. D. Hobbs,⁶⁹ B. Hoeneisen,¹² M. Hohlfeld,²⁴ S. J. Hong,³¹ R. Hooper,⁷³ P. Houben,³³ Y. Hu,⁶⁹ J. Huang,³³ V. Hynek,⁹ I. Iashvili,⁴⁷ R. Illingworth,⁴⁹ A. S. Ito,⁴⁹ S. Jabeen,⁵⁶ M. Jaffré,¹⁶ S. Jain,⁷² V. Jain,⁷⁰ K. Jakobs,²³ A. Jenkins,⁴² R. Jesik,⁴² K. Johns,⁴⁴ M. Johnson,⁴⁹ A. Jonckheere,⁴⁹ P. Jonsson,⁴² A. Juste,⁴⁹ D. Käfer,²¹ S. Kahn,⁷⁰ E. Kajfasz,¹⁵ A. M. Kalinin,³⁵ J. Kalk,⁶³ D. Karmanov,³⁷ J. Kasper,⁶⁰ I. Katsanos,⁶⁷ D. Kau,⁴⁸ R. Kaur,²⁷ R. Kehoe,⁷⁵ S. Kermiche,¹⁵ S. Kesisoglou,⁷³ A. Khanov,⁶⁸ A. Kharchilava,⁵⁴ Y. M. Kharzhev,³⁵ H. Kim,⁷⁴ T. J. Kim,³¹ B. Klima,⁴⁹ J. M. Kohli,²⁷ J.-P. Konrath,²³ M. Kopal,⁷² V. M. Korablev,³⁸ J. Kotcher,⁷⁰ B. Kothari,⁶⁷ A. Koubarovsky,³⁷ A. V. Kozelov,³⁸ J. Kozminski,⁶³ A. Kryemadhi,⁷⁷ S. Krzywdzinski,⁴⁹ Y. Kulik,⁴⁹ A. Kumar,²⁸ S. Kunori,⁵⁹ A. Kupco,¹¹ T. Kurča,²⁰ J. Kvita,⁹ S. Lager,⁴⁰ N. Lahrichi,¹⁸ G. Landsberg,⁷³ J. Lazoflores,⁴⁸ A.-C. Le Bihan,¹⁹ P. Lebrun,²⁰ W. M. Lee,⁴⁸ A. Leflat,³⁷ F. Lehner,^{49,*} C. Leonidopoulos,⁶⁷ J. Leveque,⁴⁴ P. Lewis,⁴² J. Li,⁷⁴ Q. Z. Li,⁴⁹ J. G. R. Lima,⁵¹ D. Lincoln,⁴⁹ S. L. Linn,⁴⁸ J. Linnemann,⁶³ V. V. Lipaev,³⁸ R. Lipton,⁴⁹ L. Lobo,⁴² A. Lobodenko,³⁹ M. Lokajicek,¹¹ A. Lounis,¹⁹ P. Love,⁴¹ H. J. Lubatti,⁷⁸ L. Lueking,⁵⁴ L. Luo,⁵³ M. Lynker,⁴² A. L. Lyon,⁴⁹ A. K. A. Maciel,⁵¹ R. J. Madaras,⁴⁵ P. Mättig,²⁶ C. Magass,²¹ A. Magerkurth,⁶² A.-M. Magnan,¹⁴ N. Makovec,¹⁶ P. K. Mal,²⁹ H. B. Malbouisson,³ S. Malik,⁶⁵ V. L. Malyshev,³⁵ H. S. Mao,⁶ Y. Maravin,⁴⁹ M. Martens,⁴⁹ S. E. K. Mattingly,⁷³ A. A. Mayorov,³⁸ R. McCarthy,⁶⁹ R. McCroskey,⁴⁴ D. Meder,²⁴ A. Melnitchouk,⁶⁴ A. Mendes,¹⁵ D. Mendoza,⁸ M. Merkin,³⁷ K. W. Merritt,⁴⁹ A. Meyer,²¹ J. Meyer,²² M. Michaut,¹⁸ H. Miettinen,⁷⁶ J. Mitrevski,⁶⁷ J. Molina,³ N. K. Mondal,²⁹ R. W. Moore,⁵ T. Moulík,⁵⁶ G. S. Muanza,²⁰ M. Mulders,⁴⁹ L. Mundim,³ Y. D. Mutaf,⁶⁹ E. Nagy,¹⁵ M. Naimuddin,²⁸ M. Narain,⁶⁰ N. A. Naumann,³⁴ H. A. Neal,⁶² J. P. Negret,⁸ S. Nelson,⁴⁸ P. Neustroev,³⁹ C. Noeding,²³ A. Nomerotski,⁴⁹ S. F. Novaes,⁴ T. Nunnemann,²⁵ E. Nurse,⁴³ V. O'Dell,⁴⁹ D. C. O'Neil,⁵ V. Oguri,³ N. Oliveira,³ N. Oshima,⁴⁹ G. J. Otero y Garzón,⁵⁰ P. Padley,⁷⁶ N. Parashar,⁵⁸ S. K. Park,³¹ J. Parsons,⁶⁷ R. Partridge,⁷³ N. Parua,⁶⁹ A. Patwa,⁷⁰ G. Pawloski,⁷⁶ G. Pawloski,⁷⁶

P. M. Perea,⁴⁷ E. Perez,¹⁸ P. Pétrouff,¹⁶ M. Petteni,⁴² R. Piegaiia,¹ M.-A. Pleier,⁶⁸ P. L. M. Podesta-Lerma,³²
V. M. Podstavkov,⁴⁹ Y. Pogorelov,⁵⁴ M.-E. Pol,² A. Pompoš,⁷² B. G. Pope,⁶³ W. L. Prado da Silva,³ H. B. Prosper,⁴⁸
S. Protopopescu,⁷⁰ J. Qian,⁶² A. Quadt,²² B. Quinn,⁶⁴ K. J. Rani,²⁹ K. Ranjan,²⁸ P. A. Rapidis,⁴⁹ P. N. Ratoff,⁴¹
S. Reucroft,⁶¹ M. Rijssenbeek,⁶⁹ I. Ripp-Baudot,¹⁹ F. Rizatdinova,⁵⁷ S. Robinson,⁴² R. F. Rodrigues,³ C. Royon,¹⁸
P. Rubinov,⁴⁹ R. Ruchti,⁵⁴ V. I. Rud,³⁷ G. Sajot,¹⁴ A. Sánchez-Hernández,³² M. P. Sanders,⁵⁹ A. Santoro,³ G. Savage,⁴⁹
L. Sawyer,⁵⁸ T. Scanlon,⁴² D. Schaile,²⁵ R. D. Schamberger,⁶⁹ Y. Scheglov,³⁹ H. Schellman,⁵² P. Schieferdecker,²⁵
C. Schmitt,²⁶ C. Schwanenberger,²² A. Schwartzman,⁶⁶ R. Schwienhorst,⁶³ S. Sengupta,⁴⁸ H. Severini,⁷² E. Shabalina,⁵⁰
M. Shamim,⁵⁷ V. Shary,¹⁸ A. A. Shchukin,³⁸ W. D. Shephard,⁵⁴ R. K. Shivpuri,²⁸ D. Shpakov,⁶¹ R. A. Sidwell,⁵⁷
V. Simak,¹⁰ V. Sirotenko,⁴⁹ P. Skubic,⁷² P. Slattery,⁶⁸ R. P. Smith,⁴⁹ K. Smolek,¹⁰ G. R. Snow,⁶⁵ J. Snow,⁷¹ S. Snyder,⁷⁰
S. Söldner-Rembold,⁴³ X. Song,⁵¹ L. Sonnenschein,¹⁷ A. Sopczak,⁴¹ M. Sosebee,⁷⁴ K. Soustruznik,⁹ M. Souza,²
B. Spurlock,⁷⁴ N. R. Stanton,⁵⁷ J. Stark,¹⁴ J. Steele,⁵⁸ K. Stevenson,⁵³ V. Stolin,³⁶ A. Stone,⁵⁰ D. A. Stoyanova,³⁸
J. Strandberg,⁴⁰ M. A. Strang,⁷⁴ M. Strauss,⁷² R. Ströhmer,²⁵ D. Strom,⁵² M. Strovink,⁴⁵ L. Stutte,⁴⁹ S. Sumowidagdo,⁴⁸
A. Sznajder,³ M. Talby,¹⁵ P. Tamburello,⁴⁴ W. Taylor,⁵ P. Telford,⁴³ J. Temple,⁴⁴ M. Titov,²³ M. Tomoto,⁴⁹ T. Toole,⁵⁹
J. Torborg,⁵⁸ S. Towers,⁶⁹ T. Trefzger,²⁴ S. Trincaz-Duvoid,¹⁷ D. Tsybychev,⁶⁹ B. Tuchming,¹⁸ C. Tully,⁶⁶ A. S. Turcot,⁴³
P. M. Tuts,⁶⁷ L. Uvarov,³⁹ S. Uvarov,³⁹ S. Uzunyan,⁵¹ B. Vachon,⁵ P. J. van den Berg,³³ R. Van Kooten,⁵³
W. M. van Leeuwen,³³ N. Varelas,⁵⁰ E. W. Varnes,⁴⁴ A. Vartapetian,⁷⁴ I. A. Vasilyev,³⁸ M. Vaupel,²⁶ P. Verdier,²⁰
L. S. Vertogradov,³⁵ M. Verzocchi,⁴⁹ F. Villeneuve-Seguiet,⁴² J.-R. Vlimant,¹⁷ E. Von Toerne,⁵⁷ M. Vreeswijk,³³
T. Vu Anh,¹⁶ H. D. Wahl,⁴⁸ L. Wang,⁵⁹ J. Warchol,⁵⁴ G. Watts,⁷⁸ M. Wayne,⁵⁴ M. Weber,⁴⁹ H. Weerts,⁶³ N. Wermes,²²
M. Wetstein,⁵⁹ A. White,⁷⁴ V. White,⁴⁹ D. Wicke,⁴⁹ D. A. Wijngaarden,³⁴ G. W. Wilson,⁵⁶ S. J. Wimpenny,⁴⁷ J. Wittlin,⁶⁰
M. Wobisch,⁴⁹ J. Womersley,⁴⁹ D. R. Wood,⁶¹ T. R. Wyatt,⁴³ Y. Xie,⁷³ Q. Xu,⁶² N. Xuan,⁵⁴ S. Yacoub,⁵² R. Yamada,⁴⁹
M. Yan,⁵⁹ T. Yasuda,⁴⁹ Y. A. Yatsunenko,³⁵ Y. Yen,²⁶ K. Yip,⁷⁰ H. D. Yoo,⁷³ S. W. Youn,⁵² J. Yu,⁷⁴ A. Yurkewicz,⁶⁹
A. Zabi,¹⁶ A. Zatserklyaniy,⁵¹ M. Zdrzil,⁶⁹ C. Zeitnitz,²⁴ D. Zhang,⁴⁹ X. Zhang,⁷² T. Zhao,⁷⁸ Z. Zhao,⁶²
B. Zhou,⁶² J. Zhu,⁶⁹ M. Zielinski,⁶⁸ D. Zieminska,⁵³ A. Zieminski,⁵³ R. Zitoun,⁶⁹
V. Zutshi,⁵¹ and E. G. Zverev³⁷

(D0 Collaboration)

¹Universidad de Buenos Aires, Buenos Aires, Argentina²Centro Brasileiro de Pesquisas Físicas, LAFEX, Rio de Janeiro, Brazil³Universidade do Estado do Rio de Janeiro, Rio de Janeiro, Brazil⁴Instituto de Física Teórica, Universidade Estadual Paulista, São Paulo, Brazil⁵University of Alberta, Edmonton, Alberta, Canada,

Simon Fraser University, Burnaby, British Columbia, Canada,

York University, Toronto, Ontario, Canada,

and McGill University, Montreal, Quebec, Canada

⁶Institute of High Energy Physics, Beijing, People's Republic of China⁷University of Science and Technology of China, Hefei, People's Republic of China⁸Universidad de los Andes, Bogotá, Colombia⁹Center for Particle Physics, Charles University, Prague, Czech Republic¹⁰Czech Technical University, Prague, Czech Republic¹¹Center for Particle Physics, Institute of Physics, Academy of Sciences of the Czech Republic, Prague, Czech Republic¹²Universidad San Francisco de Quito, Quito, Ecuador¹³Laboratoire de Physique Corpusculaire, IN2P3-CNRS, Université Blaise Pascal, Clermont-Ferrand, France¹⁴Laboratoire de Physique Subatomique et de Cosmologie, IN2P3-CNRS, Université de Grenoble 1, Grenoble, France¹⁵CPPM, IN2P3-CNRS, Université de la Méditerranée, Marseille, France¹⁶IN2P3-CNRS, Laboratoire de l'Accélérateur Linéaire, Orsay, France¹⁷LPNHE, IN2P3-CNRS, Universités Paris VI and VII, Paris, France¹⁸DAPNIA/Service de Physique des Particules, CEA, Saclay, France¹⁹IReS, IN2P3-CNRS, Université Louis Pasteur, Strasbourg, France

and Université de Haute Alsace, Mulhouse, France

²⁰Institut de Physique Nucléaire de Lyon, IN2P3-CNRS, Université Claude Bernard, Villeurbanne, France²¹III. Physikalisches Institut A, RWTH Aachen, Aachen, Germany²²Physikalisches Institut, Universität Bonn, Bonn, Germany²³Physikalisches Institut, Universität Freiburg, Freiburg, Germany²⁴Institut für Physik, Universität Mainz, Mainz, Germany²⁵Ludwig-Maximilians-Universität München, München, Germany

- ²⁶*Fachbereich Physik, University of Wuppertal, Wuppertal, Germany*
²⁷*Panjab University, Chandigarh, India*
²⁸*Delhi University, Delhi, India*
²⁹*Tata Institute of Fundamental Research, Mumbai, India*
³⁰*University College Dublin, Dublin, Ireland*
³¹*Korea Detector Laboratory, Korea University, Seoul, Korea*
³²*CINVESTAV, Mexico City, Mexico*
³³*FOM-Institute NIKHEF and University of Amsterdam/NIKHEF, Amsterdam, The Netherlands*
³⁴*Radboud University Nijmegen/NIKHEF, Nijmegen, The Netherlands*
³⁵*Joint Institute for Nuclear Research, Dubna, Russia*
³⁶*Institute for Theoretical and Experimental Physics, Moscow, Russia*
³⁷*Moscow State University, Moscow, Russia*
³⁸*Institute for High Energy Physics, Protvino, Russia*
³⁹*Petersburg Nuclear Physics Institute, St. Petersburg, Russia*
⁴⁰*Lund University, Lund, Sweden,*
Royal Institute of Technology and Stockholm University, Stockholm, Sweden,
and Uppsala University, Uppsala, Sweden
⁴¹*Lancaster University, Lancaster, United Kingdom*
⁴²*Imperial College, London, United Kingdom*
⁴³*University of Manchester, Manchester, United Kingdom*
⁴⁴*University of Arizona, Tucson, Arizona 85721, USA*
⁴⁵*Lawrence Berkeley National Laboratory and University of California, Berkeley, California 94720, USA*
⁴⁶*California State University, Fresno, California 93740, USA*
⁴⁷*University of California, Riverside, California 92521, USA*
⁴⁸*Florida State University, Tallahassee, Florida 32306, USA*
⁴⁹*Fermi National Accelerator Laboratory, Batavia, Illinois 60510, USA*
⁵⁰*University of Illinois at Chicago, Chicago, Illinois 60607, USA*
⁵¹*Northern Illinois University, DeKalb, Illinois 60115, USA*
⁵²*Northwestern University, Evanston, Illinois 60208, USA*
⁵³*Indiana University, Bloomington, Indiana 47405, USA*
⁵⁴*University of Notre Dame, Notre Dame, Indiana 46556, USA*
⁵⁵*Iowa State University, Ames, Iowa 50011, USA*
⁵⁶*University of Kansas, Lawrence, Kansas 66045, USA*
⁵⁷*Kansas State University, Manhattan, Kansas 66506, USA*
⁵⁸*Louisiana Tech University, Ruston, Louisiana 71272, USA*
⁵⁹*University of Maryland, College Park, Maryland 20742, USA*
⁶⁰*Boston University, Boston, Massachusetts 02215, USA*
⁶¹*Northeastern University, Boston, Massachusetts 02115, USA*
⁶²*University of Michigan, Ann Arbor, Michigan 48109, USA*
⁶³*Michigan State University, East Lansing, Michigan 48824, USA*
⁶⁴*University of Mississippi, University, Mississippi 38677, USA*
⁶⁵*University of Nebraska, Lincoln, Nebraska 68588, USA*
⁶⁶*Princeton University, Princeton, New Jersey 08544, USA*
⁶⁷*Columbia University, New York, New York 10027, USA*
⁶⁸*University of Rochester, Rochester, New York 14627, USA*
⁶⁹*State University of New York, Stony Brook, New York 11794, USA*
⁷⁰*Brookhaven National Laboratory, Upton, New York 11973, USA*
⁷¹*Langston University, Langston, Oklahoma 73050, USA*
⁷²*University of Oklahoma, Norman, Oklahoma 73019, USA*
⁷³*Brown University, Providence, Rhode Island 02912, USA*
⁷⁴*University of Texas, Arlington, Texas 76019, USA*
⁷⁵*Southern Methodist University, Dallas, Texas 75275, USA*
⁷⁶*Rice University, Houston, Texas 77005, USA*
⁷⁷*University of Virginia, Charlottesville, Virginia 22901, USA*
⁷⁸*University of Washington, Seattle, Washington 98195, USA*

(Received 20 July 2005; published 17 October 2005)

We present a study of the decay $B_s^0 \rightarrow J/\psi\phi$. We obtain the CP -odd fraction in the final state at time zero, $R_{\perp} = 0.16 \pm 0.10(\text{stat}) \pm 0.02(\text{syst})$, the average lifetime of the (B_s^0, \bar{B}_s^0) system, $\bar{\tau}(B_s^0) = 1.39_{-0.16}^{+0.13}(\text{stat})_{-0.02}^{+0.01}(\text{syst})$ ps, and the relative width difference between the heavy and light mass eigenstates, $\Delta\Gamma/\bar{\Gamma} \equiv (\Gamma_L - \Gamma_H)/\bar{\Gamma} = 0.24_{-0.38}^{+0.28}(\text{stat})_{-0.04}^{+0.03}(\text{syst})$. With the additional constraint from the world

average of the B_s^0 lifetime measurements using semileptonic decays, we find $\bar{\tau}(B_s^0) = 1.39 \pm 0.06$ ps and $\Delta\Gamma/\bar{\Gamma} = 0.25^{+0.14}_{-0.15}$. For the ratio of the B_s^0 and B^0 lifetimes we obtain $\frac{\bar{\tau}(B_s^0)}{\tau(B^0)} = 0.91 \pm 0.09(\text{stat}) \pm 0.003(\text{syst})$.

DOI: 10.1103/PhysRevLett.95.171801

PACS numbers: 13.25.Hw, 11.30.Er, 14.40.Nd

Within the framework of the standard model (SM), the B_s^0 mesons are expected to mix in such a way that the mass and decay width differences between the heavy and light eigenstates, $\Delta M \equiv M_H - M_L$ and $\Delta\Gamma \equiv \Gamma_L - \Gamma_H$, are sizeable. The mixing phase $\delta\phi$ is predicted to be small and to a good approximation the two mass eigenstates are expected to be CP eigenstates. New phenomena may alter $\delta\phi$, leading to a reduction of the observed $\Delta\Gamma$ compared to the SM prediction [1].

The decay $B_s^0 \rightarrow J/\psi\phi$, proceeding through the quark process $b \rightarrow c\bar{c}s$, gives rise to both CP -even and CP -odd final states. It is possible to separate the two CP components of the decay $B_s^0 \rightarrow J/\psi\phi$, and thus to measure the lifetime difference, through a simultaneous study of the time evolution and angular distributions of the decay products of the J/ψ and ϕ mesons. The angular distribution of the decay $B_s^0 \rightarrow J/\psi(\rightarrow \mu^+\mu^-)\phi(\rightarrow K^+K^-)$ involves three angles. Current statistics are such that the use of all three angles characterizing the final state is not yet beneficial. We use a variable particularly sensitive to separating the CP states, the cosine of the transversity polar angle (called ‘‘transversity’’), as defined below.

The analysis of data collected with the D0 detector [2] at the Fermilab Tevatron collider presented in this Letter is an extension of a recently published study [3] done under the single B_s^0 lifetime hypothesis. We perform an unbinned maximum likelihood fit to the data, including the B_s^0 candidate mass, lifetime, and transversity, in the decay sequence $B_s^0 \rightarrow J/\psi\phi$, $J/\psi \rightarrow \mu^+\mu^-$, $\phi \rightarrow K^+K^-$. We extract three parameters characterizing the B_s^0 system and its decay: $\bar{\tau}(B_s^0) = 1/\bar{\Gamma}$, where $\bar{\Gamma} \equiv (\Gamma_H + \Gamma_L)/2$; $\Delta\Gamma/\bar{\Gamma}$; and R_\perp , the relative rate of the decay to the CP -odd states at time zero. The *average* lifetimes of B_s^0 and B^0 , as defined above, are expected to be equal to within 1% [4], and their ratio is determined by also measuring the lifetime of B^0 in the similar decay topology of $J/\psi K^*$.

The data were collected between June 2002 and August 2004. The sample is selected by requiring two reconstructed muons with a transverse momentum $p_T > 1.5$ GeV. Each muon is required to be detected as a track segment in at least one layer of the muon system and to be matched to a central track. One muon is required to have segments both inside and outside the toroid. We require the events to satisfy a muon trigger that does not include any cuts on the impact parameter. The sample corresponds to an integrated luminosity of approximately 450 pb^{-1} .

To select the B_s^0 candidate sample, we apply the following kinematic and quality cuts. Minimum values of momenta in the transverse plane for B_s^0 , ϕ , and K mesons are

set at 6.0 GeV, 1.5 GeV, and 0.7 GeV, respectively. J/ψ candidates are accepted if the invariant mass is in the range 2.90–3.25 GeV. Successful candidates are constrained to the average reconstructed J/ψ mass of 3.072 GeV. Decay products of the ϕ candidates are required to satisfy a fit to a common vertex and to have an invariant mass in the range 1.01–1.03 GeV. We require the $(J/\psi, \phi)$ pair to be consistent with coming from a common vertex, and to have an invariant mass in the range 5.0–5.8 GeV. In case of multiple ϕ meson candidates, we select the one with the highest transverse momentum. Monte Carlo (MC) studies show that the p_T spectrum of the ϕ mesons coming from B_s^0 decay is harder than the spectrum of a pair of random tracks from hadronization. We define the signed decay length of a B_s^0 meson L_{xy}^B as the vector pointing from the primary vertex to the decay vertex projected on the B_s^0 transverse momentum. To reconstruct the primary vertex, we select tracks with $p_T > 0.3$ GeV that are not used as decay products of the B_s candidate and apply a constraint to the average beam spot position. The proper decay length, ct , is defined by the relation $ct = L_{xy}^B \cdot M_{B_s^0}/p_T$ where $M_{B_s^0}$ is the world average mass of the B_s^0 meson [5]. The distribution of the proper decay length uncertainty $\sigma(ct)$ of B_s^0 mesons peaks around $25 \mu\text{m}$. We accept events with $\sigma(ct) < 60 \mu\text{m}$. There are 9699 events satisfying the above cuts.

The resulting invariant mass distribution of the $(J/\psi, \phi)$ system is shown in Fig. 1. The curves are projections of the

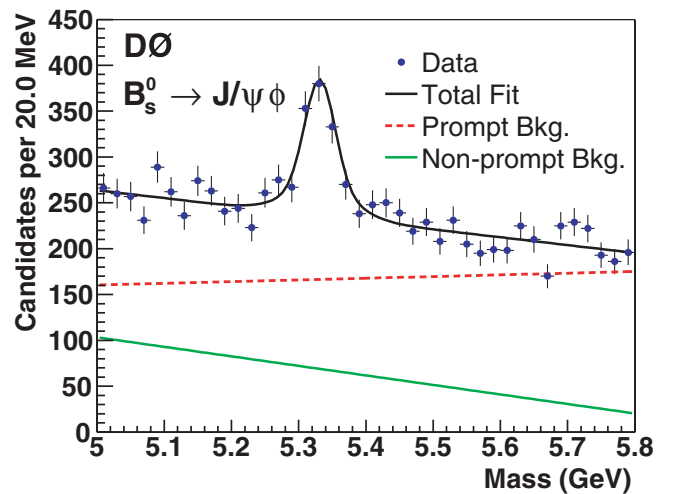


FIG. 1 (color online). The invariant mass distribution of the $(J/\psi, \phi)$ system for B_s^0 candidates. The curves are projections of the maximum likelihood fit (see text).

maximum likelihood fit, described below. The fit assigns 513 ± 33 events to B_s^0 decay.

Using the same data sample and analogous kinematic and quality cuts, we find 1913 events of the decay sequence $B^0 \rightarrow J/\psi K^*$, $J/\psi \rightarrow \mu^+ \mu^-$, $K^* \rightarrow K^\pm \pi^\mp$, and update the B^0 lifetime measurement reported in Ref. [4] with larger statistics.

We perform a simultaneous unbinned maximum likelihood fit to the proper decay length, transversity, and mass. The likelihood function \mathcal{L} is given by

$$\mathcal{L} = \prod_{i=1}^N [f_{\text{sig}} \mathcal{F}_{\text{sig}}^i + (1 - f_{\text{sig}}) \mathcal{F}_{\text{bck}}^i], \quad (1)$$

where N is the total number of events, $\mathcal{F}_{\text{sig}}^i$ ($\mathcal{F}_{\text{bck}}^i$) is the product of the mass, proper decay length, and the transversity probability density functions for the signal (background), and f_{sig} is the fraction of signal in the sample. The background is divided into two categories, based on their origin and lifetime characteristics. ‘‘Prompt’’ background is due to directly produced J/ψ mesons accompanied by random tracks arising from hadronization. This background is distinguished from ‘‘nonprompt’’ background,

where the J/ψ meson is a product of a B -hadron decay while the tracks forming the ϕ candidate emanate from a multibody decay of the same B hadron or from hadronization. We allow for independent parameters for the two background components in mass, lifetime, and transversity. There are 19 free parameters in the fit.

For the signal mass distribution, we use a sum of two Gaussian functions with a fixed ratio of widths and normalizations, obtained in a fit to the signal-dominated subset satisfying $ct/\sigma(ct) > 5$. We allow for two free parameters, the common mean value and the width of the narrow component. The lifetime distribution of the signal is parametrized by an exponential convoluted with a Gaussian function with the width taken from the event-by-event estimate of $\sigma(ct)$. To allow for the possibility of the lifetime uncertainty to be systematically underestimated, we introduce a free scale factor.

The transversity distribution of the signal is determined in the following way. The time-dependent three-angle distribution for the decay of *untagged* B_s^0 mesons, i.e., summed over B_s^0 and \bar{B}_s^0 , expressed in terms of the linear polarization amplitudes $|A_x(t)|$ and their relative phases δ_i is [6]

$$\begin{aligned} \frac{d^3\Gamma(t)}{d\cos\theta d\varphi d\cos\psi} &\propto 2|A_0(0)|^2 e^{-\Gamma_L t} \cos^2\psi (1 - \sin^2\theta \cos^2\varphi) + \sin^2\psi \{ |A_{\parallel}(0)|^2 e^{-\Gamma_L t} (1 - \sin^2\theta \sin^2\varphi) \\ &+ |A_{\perp}(0)|^2 e^{-\Gamma_H t} \sin^2\theta \} + \frac{1}{\sqrt{2}} \sin 2\psi |A_0(0)| |A_{\parallel}(0)| \cos(\delta_2 - \delta_1) e^{-\Gamma_L t} \sin^2\theta \sin 2\varphi \\ &+ \left\{ \frac{1}{\sqrt{2}} |A_0(0)| |A_{\perp}(0)| \cos\delta_2 \sin 2\psi \sin 2\theta \cos\varphi - |A_{\parallel}(0)| |A_{\perp}(0)| \cos\delta_1 \sin^2\psi \sin 2\theta \sin\varphi \right\} \\ &\times \frac{1}{2} (e^{-\Gamma_H t} - e^{-\Gamma_L t}) \delta\phi. \end{aligned} \quad (2)$$

In the coordinate system of the J/ψ rest frame (where the ϕ meson moves in the x direction, the z axis is perpendicular to the decay plane of $\phi \rightarrow K^+ K^-$, and $p_y(K^+) \geq 0$), the transversity polar and azimuthal angles (θ , φ) describe the direction of the μ^+ , and ψ is the angle between $\vec{p}(K^+)$ and $-\vec{p}(J/\psi)$ in the ϕ rest frame.

We model the acceptance in the three angles by polynomials, with parameters determined using Monte Carlo simulations. We have used the *SVV_HELAMP* model in the EVTGEN generator [7], interfaced to the PYTHIA program [8]. Simulated events were reweighted to match the kinematic distributions observed in the data.

To obtain the one-angle (transversity) distribution, we integrate the three-angle distribution over the angles ψ and φ . The resulting distribution depends on one free parameter, $R_{\perp} = |A_{\perp}(0)|^2$. There is a small correction term due to the nonuniformity of the acceptance in the angle φ , which is proportional to $|A_0(0)|^2 - |A_{\parallel}(0)|^2$. We use the CDF Collaboration measurement [9] of this difference, 0.355 ± 0.066 .

The lifetime shape of the background is described as a sum of a prompt component, simulated as a Gaussian function centered at zero, and a nonprompt component, simulated as a superposition of one exponential for the negative ct region and two exponentials for the positive ct region, with free slopes and normalization. The mass distributions of the backgrounds are parametrized by first-order polynomials. The transversity distributions of backgrounds are parametrized as $(1 + a_2 \cos^2\theta + a_4 \cos^4\theta)$.

Results of the fit are presented in Figs. 1–4. The proper decay length distribution, and the transversity distribution, both with the fit results overlaid are shown in Figs. 2 and 3. Figure 4 shows the 1 standard deviation (one- σ) contour for $c\bar{\tau}(B_s^0)$ versus $\Delta\Gamma/\bar{\Gamma}$. It provides the best display of the uncertainty range for these correlated parameters. Our best fit returns $R_{\perp} = 0.16 \pm 0.10$ and $\Delta\Gamma/\bar{\Gamma} = 0.24_{-0.38}^{+0.28}$ at $\bar{\tau}(B_s^0) = 1.39_{-0.16}^{+0.13}$ ps.

We do a series of alternative fits, at discrete values of $\bar{\tau}(B_s^0)$. The results for $\Delta\Gamma/\bar{\Gamma}$, its 1 standard deviation range,

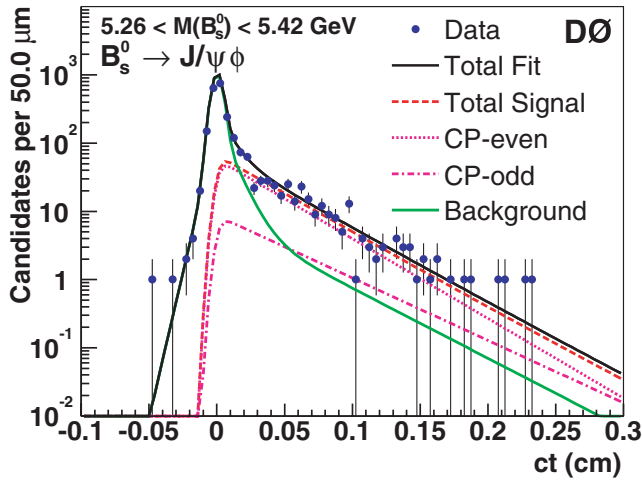


FIG. 2 (color online). The proper decay length ct of the B_s^0 candidates in the signal mass region. The curves show the signal contribution, dashed (red online); the background, lower solid line (green online); and total, upper solid line (black) in the signal mass region.

and the corresponding value of the likelihood, are listed in Table I. We verify the procedure by performing fits on a sample of approximately 50 000 MC events passed through the full chain of detector simulation, event reconstruction, and maximum likelihood fitting. We see no bias in the event reconstruction or in the fitting procedure. The fits reproduce the inputs ($c\tau = 439 \mu\text{m}$, $\Delta\Gamma/\bar{\Gamma} = 0$, and a range of R_\perp between 0 and 1) correctly within the statistical precision of $2 \mu\text{m}$ for $c\tau$, 0.01 for R_\perp , and 0.025 for $\Delta\Gamma/\bar{\Gamma}$. We test the sensitivity of the results to the parametrization of the signal and background mass distributions by varying the parameters of the two-Gaussian function. To

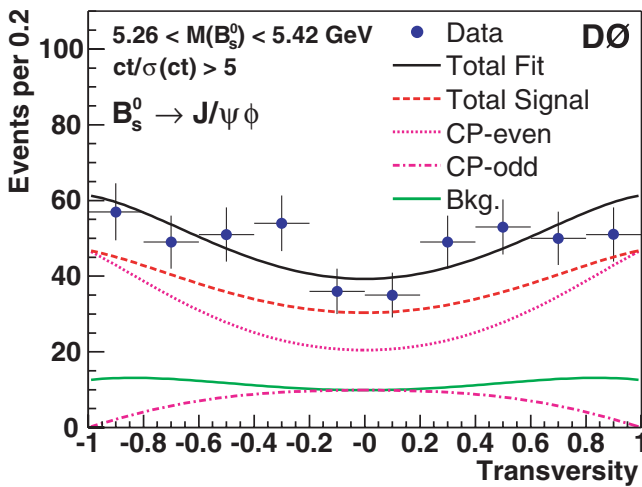


FIG. 3 (color online). The distribution of the cosine of the transversity polar angle in the signal mass region, for nonprompt events, with the results of the maximum likelihood fit overlaid.

test the sensitivity of the results to the background model, we add a quadratic term in the background mass distribution. We find a non-negligible effect from the extra term in the nonprompt background on $c\tau$ and $\Delta\Gamma/\bar{\Gamma}$. We have also tested the sensitivity of the results to the assumption that the lifetime and the transversity distributions of background are independent of mass. The effect of the uncertainty of the detector alignment on the lifetime measurement was estimated in Ref. [3]. The effects of systematic uncertainties are listed in Table II.

We also conduct a test with an ensemble of 1000 pseudoexperiments with similar statistical sensitivity, chosen from the distribution described by Eq. (1), with the same parameters as obtained in this analysis. Both the spread of uncertainties and of the central values of the fit parameters are in good agreement with the results reported here. Our results are consistent with the CDF Collaboration results [9], also shown in Fig. 4.

B_s^0 lifetime measurements from semileptonic (flavor-specific) data provide an independent constraint on the average lifetime and lifetime difference in the B_s^0 system. The world average [5] B_s^0 lifetime is $\tau_{fs} = 1/\Gamma_{fs} = 1.442 \pm 0.066$ ps. This result is based on single-exponential fits in the flavor-specific decay channels, which determine the following relation [10] (shown in Fig. 4) of $\bar{\Gamma}$ and $\Delta\Gamma/\bar{\Gamma}$: $\Gamma_{fs} = \bar{\Gamma} - (\Delta\bar{\Gamma})^2/2\bar{\Gamma} + \mathcal{O}(\Delta\bar{\Gamma})^3/\bar{\Gamma}^2$. Applying the above constraint to our measurement, we obtain $\bar{\tau}(B_s^0) = 1.39 \pm 0.06$ ps and $\Delta\Gamma/\bar{\Gamma} = 0.25^{+0.14}_{-0.15}$. This result is consistent with the SM expectation [11] of 0.12 ± 0.05 .

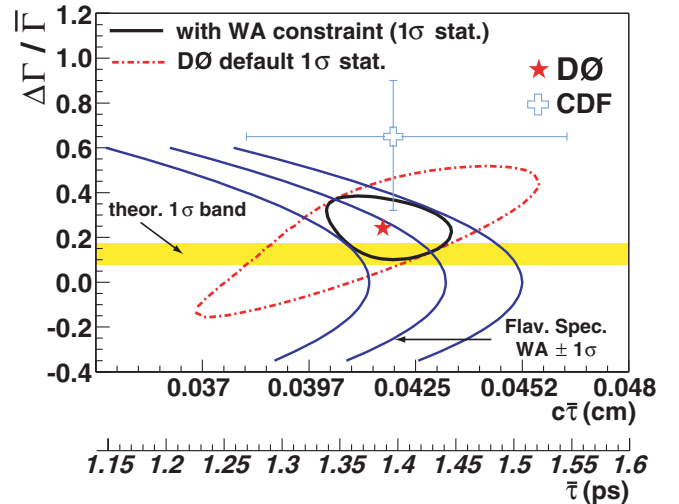


FIG. 4 (color online). The DØ default one- σ (stat) contour [$\delta \ln(L) = 0.5$] compared to a one- σ band for the world average (WA) measurement based on flavor-specific decays, $\tau_{fs} = 1.442 \pm 0.066$ ps. A simultaneous fit to our data and the WA gives a one- σ range $\bar{\tau}(B_s^0) = 1.39 \pm 0.06$ ps and $\Delta\Gamma/\bar{\Gamma} = 0.25^{+0.14}_{-0.15}$. The SM theoretical prediction is shown as the horizontal band.

TABLE I. Fit results for $\Delta\Gamma/\bar{\Gamma}$ at fixed values of $\bar{\tau}(B_s^0)$. For each assumed value of $\bar{\tau}(B_s^0)$, the likelihood as function of $\Delta\Gamma/\bar{\Gamma}$ is symmetric and parabolic.

$\bar{\tau}(B_s^0)$ (ps)	$\Delta\Gamma/\bar{\Gamma}$	$\Delta \ln(\mathcal{L})$
1.23	-0.13 ± 0.15	0.51
1.27	-0.03 ± 0.17	0.32
1.31	0.07 ± 0.19	0.17
1.35	0.16 ± 0.21	0.04
1.39	0.24 ± 0.20	0.0
1.43	0.31 ± 0.19	0.06
1.47	0.37 ± 0.18	0.20
1.51	0.43 ± 0.18	0.42
1.55	0.48 ± 0.18	0.69

All the results presented above are obtained under a tacit assumption that the CP -violating phase is negligible, as predicted by the SM ($\delta\phi = \phi_{\text{CKM}} = -0.03$). Future improvements on the measurement of $\Delta\Gamma/\bar{\Gamma}$ may exclude models predicting large deviations of $\delta\phi$ from the SM value.

In summary, we have measured the CP -odd fraction for the decay $B_s^0 \rightarrow J/\psi\phi$, and the correlated parameters of the average lifetime of the (B_s^0, \bar{B}_s^0) system $\bar{\tau}(B_s^0) = 1/\bar{\Gamma}$, and the relative width difference $\Delta\Gamma/\bar{\Gamma}$, or, equivalently, the mean lifetimes of the light and heavy B_s^0 eigenstates, respectively. We obtain

$$\begin{aligned}
 R_{\perp} &= 0.16 \pm 0.10(\text{stat}) \pm 0.02(\text{syst}), \\
 \Delta\Gamma/\bar{\Gamma} &= 0.24_{-0.38}^{+0.28}(\text{stat})_{-0.04}^{+0.03}(\text{syst}), \\
 \bar{\tau}(B_s^0) &= 1.39_{-0.16}^{+0.13}(\text{stat})_{-0.02}^{+0.01}(\text{syst}) \text{ ps}, \\
 \tau_L &= 1.24_{-0.11}^{+0.14}(\text{stat})_{-0.02}^{+0.01}(\text{syst}) \text{ ps}, \\
 \tau_H &= 1.58_{-0.42}^{+0.39}(\text{stat})_{-0.02}^{+0.01}(\text{syst}) \text{ ps}.
 \end{aligned}$$

We have updated the measurement of the mean lifetime of the B^0 meson with doubled statistics. With the systematic uncertainty estimated in Ref. [3], the updated measurement is

$$\tau(B^0) = 1.530 \pm 0.043(\text{stat}) \pm 0.023(\text{syst}) \text{ ps}.$$

For the ratio of the average B_s^0 lifetime to the B^0 lifetime, we obtain

$$\frac{\bar{\tau}(B_s^0)}{\tau(B^0)} = 0.91 \pm 0.09(\text{stat}) \pm 0.003(\text{syst}).$$

TABLE II. Sources of systematic uncertainty. The numbers reflect the variation of the fitted central values associated with the one- σ variation of the corresponding external input parameters. The second item includes contributions from the variation of the acceptance as a function of φ and ψ , as well as from a one- σ variation of the quantity $|A_0(0)|^2 - |A_{\parallel}(0)|^2$.

Source	$c\bar{\tau}(B_s^0)$, μm	$\Delta\Gamma/\bar{\Gamma}$	R_{\perp}
Acceptance vs $\cos\theta$	± 0.6	± 0.001	± 0.005
Integration over φ, ψ	± 0.2	± 0.001	± 0.02
Procedure test	± 2.0	± 0.025	± 0.01
Momentum scale	-3.0
Signal mass model	± 1.0	$+0.009, -0.017$	± 0.007
Background mass model	-3.5	$+0.02$	-0.002
Detector alignment	± 2.0
Background model	± 0.5	± 0.016	± 0.005
Total	$-5.6, +3.1$	$-0.04, +0.03$	± 0.02

We thank the staffs at Fermilab and collaborating institutions, and acknowledge support from the DOE and NSF (USA); CEA and CNRS/IN2P3 (France); FASI, Rosatom, and RFBR (Russia); CAPES, CNPq, FAPERJ, FAPESP, and FUNDUNESP (Brazil); DAE and DST (India); Colciencias (Colombia); CONACyT (Mexico); KRF (Korea); CONICET and UBACyT (Argentina); FOM (The Netherlands); PPARC (United Kingdom); MSMT (Czech Republic); CRC Program, CFI, NSERC, and WestGrid Project (Canada); BMBF and DFG (Germany); SFI (Ireland); Research Corporation, Alexander von Humboldt Foundation, and the Marie Curie Program.

*Visitor from University of Zurich, Zurich, Switzerland.

- [1] I. Dunietz, R. Fleischer, and U. Nierste, Phys. Rev. D **63**, 114015 (2001).
- [2] V. Abazov *et al.* (D0 Collaboration), (to be published).
- [3] V.M. Abazov *et al.* (D0 Collaboration), Phys. Rev. Lett. **94**, 042001 (2005).
- [4] I. I. Bigi and N. G. Uraltsev, Phys. Lett. B **280**, 271 (1992).
- [5] S. Eidelman *et al.* (Particle Data Group), Phys. Lett. B **592**, 1 (2004); <http://pdg.lbl.gov>
- [6] A. S. Dighe, I. Dunietz, and R. Fleischer, Eur. Phys. J. C **6**, 647 (1999).
- [7] A. Ryd and D. Lange, <http://www.slac.stanford.edu/~lange/EvtGen>.
- [8] T. Sjöstrand *et al.*, Comput. Phys. Commun. **135**, 238 (2001).
- [9] D. Acosta *et al.* (CDF Collaboration), Phys. Rev. Lett. **94**, 101803 (2005).
- [10] K. Anikeev *et al.*, Report No. FERMILAB-Pub-01/197, p. 360, 2001.
- [11] A. Lenz, hep-ph/0412007.