

Study of the Rare Decays $B^0 \rightarrow D_s^{(*)+} \pi^-$ and $B^0 \rightarrow D_s^{(*)-} K^+$

B. Aubert,¹ D. Boutigny,¹ J.-M. Gaillard,¹ A. Hicheur,¹ Y. Karyotakis,¹ J. P. Lees,¹ P. Robbe,¹ V. Tisserand,¹ A. Zghiche,¹ A. Palano,² A. Pompili,² J. C. Chen,³ N. D. Qi,³ G. Rong,³ P. Wang,³ Y. S. Zhu,³ G. Eigen,⁴ I. Ofte,⁴ B. Stugu,⁴ G. S. Abrams,⁵ A. W. Borgland,⁵ A. B. Breon,⁵ D. N. Brown,⁵ J. Button-Shafer,⁵ R. N. Cahn,⁵ E. Charles,⁵ M. S. Gill,⁵ A. V. Gritsan,⁵ Y. Groysman,⁵ R. G. Jacobsen,⁵ R. W. Kadel,⁵ J. Kadyk,⁵ L. T. Kerth,⁵ Yu. G. Kolomensky,⁵ J. F. Kral,⁵ C. LeClerc,⁵ M. E. Levi,⁵ G. Lynch,⁵ L. M. Mir,⁵ P. J. Oddone,⁵ T. J. Orimoto,⁵ M. Pripstein,⁵ N. A. Roe,⁵ A. Romosan,⁵ M. T. Ronan,⁵ V. G. Shelkov,⁵ A. V. Telnov,⁵ W. A. Wenzel,⁵ T. J. Harrison,⁶ C. M. Hawkes,⁶ D. J. Knowles,⁶ S. W. O'Neale,⁶ R. C. Penny,⁶ A. T. Watson,⁶ N. K. Watson,⁶ T. Deppermann,⁷ K. Goetzen,⁷ H. Koch,⁷ B. Lewandowski,⁷ K. Peters,⁷ H. Schmuecker,⁷ M. Steinke,⁷ N. R. Barlow,⁸ W. Bhimji,⁸ J. T. Boyd,⁸ N. Chevalier,⁸ P. J. Clark,⁸ W. N. Cottingham,⁸ C. Mackay,⁸ F. F. Wilson,⁸ K. Abe,⁹ C. Hearty,⁹ T. S. Mattison,⁹ J. A. McKenna,⁹ D. Thiessen,⁹ S. Jolly,¹⁰ A. K. McKemey,¹⁰ V. E. Blinov,¹¹ A. D. Bukin,¹¹ A. R. Buzyskaev,¹¹ V. B. Golubev,¹¹ V. N. Ivanchenko,¹¹ A. A. Korol,¹¹ E. A. Kravchenko,¹¹ A. P. Onuchin,¹¹ S. I. Serednyakov,¹¹ Yu. I. Skovpen,¹¹ A. N. Yushkov,¹¹ D. Best,¹² M. Chao,¹² D. Kirkby,¹² A. J. Lankford,¹² M. Mandelkern,¹² S. McMahon,¹² D. P. Stoker,¹² C. Buchanan,¹³ S. Chun,¹³ H. K. Hadavand,¹⁴ E. J. Hill,¹⁴ D. B. MacFarlane,¹⁴ H. Paar,¹⁴ S. Prell,¹⁴ Sh. Rahatlou,¹⁴ G. Raven,¹⁴ U. Schwanke,¹⁴ V. Sharma,¹⁴ J. W. Berryhill,¹⁵ C. Campagnari,¹⁵ B. Dahmes,¹⁵ P. A. Hart,¹⁵ N. Kuznetsova,¹⁵ S. L. Levy,¹⁵ O. Long,¹⁵ A. Lu,¹⁵ M. A. Mazur,¹⁵ J. D. Richman,¹⁵ W. Verkerke,¹⁵ J. Beringer,¹⁶ A. M. Eisner,¹⁶ M. Grothe,¹⁶ C. A. Heusch,¹⁶ W. S. Lockman,¹⁶ T. Pulliam,¹⁶ T. Schalk,¹⁶ R. E. Schmitz,¹⁶ B. A. Schumm,¹⁶ A. Seiden,¹⁶ M. Turri,¹⁶ W. Walkowiak,¹⁶ D. C. Williams,¹⁶ M. G. Wilson,¹⁶ E. Chen,¹⁷ G. P. Dubois-Felsmann,¹⁷ A. Dvoretzskii,¹⁷ D. G. Hitlin,¹⁷ F. C. Porter,¹⁷ A. Ryd,¹⁷ A. Samuel,¹⁷ S. Yang,¹⁷ S. Jayatilake,¹⁸ G. Mancinelli,¹⁸ B. T. Meadows,¹⁸ M. D. Sokoloff,¹⁸ T. Barillari,¹⁹ P. Bloom,¹⁹ W. T. Ford,¹⁹ U. Nauenberg,¹⁹ A. Olivas,¹⁹ P. Rankin,¹⁹ J. Roy,¹⁹ J. G. Smith,¹⁹ W. C. van Hoek,¹⁹ L. Zhang,¹⁹ J. L. Harton,²⁰ T. Hu,²⁰ M. Krishnamurthy,²⁰ A. Soffer,²⁰ W. H. Toki,²⁰ R. J. Wilson,²⁰ J. Zhang,²⁰ D. Altenburg,²¹ T. Brandt,²¹ J. Brose,²¹ T. Colberg,²¹ M. Dickopp,²¹ R. S. Dubitzky,²¹ A. Hauke,²¹ E. Maly,²¹ R. Müller-Pfefferkorn,²¹ S. Otto,²¹ K. R. Schubert,²¹ R. Schwierz,²¹ B. Spaan,²¹ L. Wilden,²¹ D. Bernard,²² G. R. Bonneaud,²² F. Brochard,²² J. Cohen-Tanugi,²² S. Ferrag,²² S. T'Jampens,²² Ch. Thiebaut,²² G. Vasileiadis,²² M. Verderi,²² A. Anjomshoaa,²³ R. Bernet,²³ A. Khan,²³ D. Lavin,²³ F. Muheim,²³ S. Playfer,²³ J. E. Swain,²³ J. Tinslay,²³ M. Falbo,²⁴ C. Borean,²⁵ C. Bozzi,²⁵ L. Piemontese,²⁵ A. Sarti,²⁵ E. Treadwell,²⁶ F. Anulli,^{27,*} R. Baldini-Ferrolli,²⁷ A. Calcaterra,²⁷ R. de Sangro,²⁷ D. Falciai,²⁷ G. Finocchiaro,²⁷ P. Patteri,²⁷ I. M. Peruzzi,^{27,*} M. Piccolo,²⁷ A. Zallo,²⁷ S. Bagnasco,²⁸ A. Buzzo,²⁸ R. Contri,²⁸ G. Crosetti,²⁸ M. Lo Vetere,²⁸ M. Macri,²⁸ M. R. Monge,²⁸ S. Passaggio,²⁸ F. C. Pastore,²⁸ C. Patrignani,²⁸ E. Robutti,²⁸ A. Santroni,²⁸ S. Tosi,²⁸ S. Bailey,²⁹ M. Morii,²⁹ R. Bartoldus,³⁰ G. J. Grenier,³⁰ U. Mallik,³⁰ J. Cochran,³¹ H. B. Crawley,³¹ J. Lamsa,³¹ W. T. Meyer,³¹ E. I. Rosenberg,³¹ J. Yi,³¹ M. Davier,³² G. Grosdidier,³² A. Höcker,³² H. M. Lacker,³² S. Laplace,³² F. Le Diberder,³² V. Lepeltier,³² A. M. Lutz,³² T. C. Petersen,³² S. Plaszczynski,³² M. H. Schune,³² L. Tantot,³² S. Trincaz-Duvoid,³² G. Wormser,³² R. M. Bionta,³³ V. Brigljević,³³ D. J. Lange,³³ K. van Bibber,³³ D. M. Wright,³³ A. J. Bevan,³⁴ J. R. Fry,³⁴ E. Gabathuler,³⁴ R. Gamet,³⁴ M. George,³⁴ M. Kay,³⁴ D. J. Payne,³⁴ R. J. Sloane,³⁴ C. Touramanis,³⁴ M. L. Aspinwall,³⁵ D. A. Bowerman,³⁵ P. D. Dauncey,³⁵ U. Egede,³⁵ I. Eschrich,³⁵ G. W. Morton,³⁵ J. A. Nash,³⁵ P. Sanders,³⁵ D. Smith,³⁵ G. P. Taylor,³⁵ J. J. Back,³⁶ G. Bellodi,³⁶ P. Dixon,³⁶ P. F. Harrison,³⁶ R. J. L. Potter,³⁶ H. W. Shorthouse,³⁶ P. Strother,³⁶ P. B. Vidal,³⁶ G. Cowan,³⁷ H. U. Flaecher,³⁷ S. George,³⁷ M. G. Green,³⁷ A. Kurup,³⁷ C. E. Marker,³⁷ T. R. McMahon,³⁷ S. Ricciardi,³⁷ F. Salvatore,³⁷ G. Vaitsas,³⁷ M. A. Winter,³⁷ D. Brown,³⁸ C. L. Davis,³⁸ J. Allison,³⁹ R. J. Barlow,³⁹ A. C. Forti,³⁹ F. Jackson,³⁹ G. D. Lafferty,³⁹ A. J. Lyon,³⁹ N. Savvas,³⁹ J. H. Weatherall,³⁹ J. C. Williams,³⁹ A. Farbin,⁴⁰ A. Jawahery,⁴⁰ V. Lillard,⁴⁰ D. A. Roberts,⁴⁰ J. R. Schieck,⁴⁰ G. Blaylock,⁴¹ C. Dallapiccola,⁴¹ K. T. Flood,⁴¹ S. S. Hertzbach,⁴¹ R. Kofler,⁴¹ V. B. Koptchev,⁴¹ T. B. Moore,⁴¹ H. Staengle,⁴¹ S. Willocq,⁴¹ B. Brau,⁴² R. Cowan,⁴² G. Sciolla,⁴² F. Taylor,⁴² R. K. Yamamoto,⁴² M. Milek,⁴³ P. M. Patel,⁴³ F. Palombo,⁴⁴ J. M. Bauer,⁴⁵ L. Cremaldi,⁴⁵ V. Eschenburg,⁴⁵ R. Kroeger,⁴⁵ J. Reidy,⁴⁵ D. A. Sanders,⁴⁵ D. J. Summers,⁴⁵ C. Hast,⁴⁶ P. Taras,⁴⁶ H. Nicholson,⁴⁷ C. Cartaro,⁴⁸ N. Cavallo,⁴⁸ G. De Nardo,⁴⁸ F. Fabozzi,⁴⁸ C. Gatto,⁴⁸ L. Lista,⁴⁸ P. Paolucci,⁴⁸ D. Piccolo,⁴⁸ C. Sciacca,⁴⁸ J. M. LoSecco,⁴⁹ J. R. G. Alsmiller,⁵⁰ T. A. Gabriel,⁵⁰ J. Brau,⁵¹ R. Frey,⁵¹ M. Iwasaki,⁵¹ C. T. Potter,⁵¹ N. B. Sinev,⁵¹ D. Strom,⁵¹ E. Torrence,⁵¹ F. Colechia,⁵² A. Dorigo,⁵² F. Galeazzi,⁵² M. Margoni,⁵² M. Morandin,⁵² M. Posocco,⁵² M. Rotondo,⁵² F. Simonetto,⁵² R. Stroili,⁵² C. Voci,⁵² M. Benayoun,⁵³ H. Briand,⁵³ J. Chauveau,⁵³ P. David,⁵³ Ch. de la Vaissière,⁵³ L. Del Buono,⁵³ O. Hamon,⁵³ Ph. Leruste,⁵³ J. Ocariz,⁵³ M. Pivk,⁵³ L. Roos,⁵³ J. Stark,⁵³ P. F. Manfredi,⁵⁴ V. Re,⁵⁴ V. Speziali,⁵⁴ L. Gladney,⁵⁵ Q. H. Guo,⁵⁵ J. Panetta,⁵⁵ C. Angelini,⁵⁶ G. Batignani,⁵⁶ S. Bettarini,⁵⁶ M. Bondioli,⁵⁶ F. Bucci,⁵⁶ G. Calderini,⁵⁶ E. Campagna,⁵⁶ M. Carpinelli,⁵⁶ F. Forti,⁵⁶ M. A. Giorgi,⁵⁶ A. Lusiani,⁵⁶ G. Marchiori,⁵⁶

F. Martinez-Vidal,⁵⁶ M. Morganti,⁵⁶ N. Neri,⁵⁶ E. Paoloni,⁵⁶ M. Rama,⁵⁶ G. Rizzo,⁵⁶ F. Sandrelli,⁵⁶ G. Triggiani,⁵⁶ J. Walsh,⁵⁶ M. Haire,⁵⁷ D. Judd,⁵⁷ K. Paick,⁵⁷ L. Turnbull,⁵⁷ D. E. Wagoner,⁵⁷ J. Albert,⁵⁸ N. Danielson,⁵⁸ P. Elmer,⁵⁸ C. Lu,⁵⁸ V. Miftakov,⁵⁸ J. Olsen,⁵⁸ S. F. Schaffner,⁵⁸ A. J. S. Smith,⁵⁸ A. Tumanov,⁵⁸ E. W. Varnes,⁵⁸ F. Bellini,⁵⁹ G. Cavoto,^{58,59} D. del Re,⁵⁹ R. Faccini,^{14,59} F. Ferrarotto,⁵⁹ F. Ferroni,⁵⁹ E. Leonardi,⁵⁹ M. A. Mazzoni,⁵⁹ S. Morganti,⁵⁹ G. Piredda,⁵⁹ F. Safai Tehrani,⁵⁹ M. Serra,⁵⁹ C. Voena,⁵⁹ S. Christ,⁶⁰ G. Wagner,⁶⁰ R. Waldi,⁶⁰ T. Adye,⁶¹ N. De Groot,⁶¹ B. Franek,⁶¹ N. I. Geddes,⁶¹ G. P. Gopal,⁶¹ S. M. Xella,⁶¹ R. Aleksan,⁶² S. Emery,⁶² A. Gaidot,⁶² P.-F. Giraud,⁶² G. Hamel de Monchenault,⁶² W. Kozanecki,⁶² M. Langer,⁶² G. W. London,⁶² B. Mayer,⁶² G. Schott,⁶² B. Serfass,⁶² G. Vasseur,⁶² Ch. Yeche,⁶² M. Zito,⁶² M. V. Purohit,⁶³ A. W. Weidemann,⁶³ F. X. Yumiceva,⁶³ I. Adam,⁶⁴ D. Aston,⁶⁴ N. Berger,⁶⁴ A. M. Boyarski,⁶⁴ M. R. Convery,⁶⁴ D. P. Coupal,⁶⁴ D. Dong,⁶⁴ J. Dorfan,⁶⁴ W. Dunwoodie,⁶⁴ R. C. Field,⁶⁴ T. Glanzman,⁶⁴ S. J. Gowdy,⁶⁴ E. Grauges,⁶⁴ T. Haas,⁶⁴ T. Hadig,⁶⁴ V. Halyo,⁶⁴ T. Himel,⁶⁴ T. Hryn'ova,⁶⁴ M. E. Huffer,⁶⁴ W. R. Innes,⁶⁴ C. P. Jessop,⁶⁴ M. H. Kelsey,⁶⁴ P. Kim,⁶⁴ M. L. Kocian,⁶⁴ U. Langenegger,⁶⁴ D. W. G. S. Leith,⁶⁴ S. Luitz,⁶⁴ V. Luth,⁶⁴ H. L. Lynch,⁶⁴ H. Marsiske,⁶⁴ S. Menke,⁶⁴ R. Messner,⁶⁴ D. R. Muller,⁶⁴ C. P. O'Grady,⁶⁴ V. E. Ozcan,⁶⁴ A. Perazzo,⁶⁴ M. Perl,⁶⁴ S. Petrak,⁶⁴ H. Quinn,⁶⁴ B. N. Ratcliff,⁶⁴ S. H. Robertson,⁶⁴ A. Roodman,⁶⁴ A. A. Salnikov,⁶⁴ T. Schietinger,⁶⁴ R. H. Schindler,⁶⁴ J. Schwiening,⁶⁴ G. Simi,⁶⁴ A. Snyder,⁶⁴ A. Soha,⁶⁴ S. M. Spanier,⁶⁴ J. Stelzer,⁶⁴ D. Su,⁶⁴ M. K. Sullivan,⁶⁴ H. A. Tanaka,⁶⁴ J. Va'vra,⁶⁴ S. R. Wagner,⁶⁴ M. Weaver,⁶⁴ A. J. R. Weinstein,⁶⁴ W. J. Wisniewski,⁶⁴ D. H. Wright,⁶⁴ C. C. Young,⁶⁴ P. R. Burchat,⁶⁵ C. H. Cheng,⁶⁵ T. I. Meyer,⁶⁵ C. Roat,⁶⁵ R. Henderson,⁶⁶ W. Bugg,⁶⁷ H. Cohn,⁶⁷ J. M. Izen,⁶⁸ I. Kitayama,⁶⁸ X. C. Lou,⁶⁸ F. Bianchi,⁶⁹ M. Bona,⁶⁹ D. Gamba,⁶⁹ L. Bosisio,⁷⁰ G. Della Ricca,⁷⁰ S. Dittongo,⁷⁰ L. Lanceri,⁷⁰ P. Poropat,⁷⁰ L. Vitale,⁷⁰ G. Vuagnin,⁷⁰ R. S. Panvini,⁷¹ Sw. Banerjee,⁷² C. M. Brown,⁷² D. Fortin,⁷² P. D. Jackson,⁷² R. Kowalewski,⁷² J. M. Roney,⁷² H. R. Band,⁷³ S. Dasu,⁷³ M. Datta,⁷³ A. M. Eichenbaum,⁷³ H. Hu,⁷³ J. R. Johnson,⁷³ R. Liu,⁷³ F. Di Lodovico,⁷³ A. Mohapatra,⁷³ Y. Pan,⁷³ R. Prepost,⁷³ I. J. Scott,⁷³ S. J. Sekula,⁷³ J. H. von Wimmersperg-Toeller,⁷³ J. Wu,⁷³ S. L. Wu,⁷³ Z. Yu,⁷³ and H. Neal⁷⁴

(BABAR Collaboration)

¹Laboratoire de Physique des Particules, F-74941 Annecy-le-Vieux, France²Università di Bari, Dipartimento di Fisica and INFN, I-70126 Bari, Italy³Institute of High Energy Physics, Beijing 100039, China⁴University of Bergen, Institute of Physics, N-5007 Bergen, Norway⁵Lawrence Berkeley National Laboratory and University of California, Berkeley, California 94720, USA⁶University of Birmingham, Birmingham, B15 2TT, United Kingdom⁷Ruhr Universität Bochum, Institut für Experimentalphysik 1, D-44780 Bochum, Germany⁸University of Bristol, Bristol BS8 1TL, United Kingdom⁹University of British Columbia, Vancouver, British Columbia, Canada V6T 1Z1¹⁰Brunel University, Uxbridge, Middlesex UB8 3PH, United Kingdom¹¹Budker Institute of Nuclear Physics, Novosibirsk 630090, Russia¹²University of California at Irvine, Irvine, California 92697, USA¹³University of California at Los Angeles, Los Angeles, California 90024, USA¹⁴University of California at San Diego, La Jolla, California 92093, USA¹⁵University of California at Santa Barbara, Santa Barbara, California 93106, USA¹⁶University of California at Santa Cruz, Institute for Particle Physics, Santa Cruz, California 95064, USA¹⁷California Institute of Technology, Pasadena, California 91125, USA¹⁸University of Cincinnati, Cincinnati, Ohio 45221, USA¹⁹University of Colorado, Boulder, Colorado 80309, USA²⁰Colorado State University, Fort Collins, Colorado 80523, USA²¹Technische Universität Dresden, Institut für Kern- und Teilchenphysik, D-01062 Dresden, Germany²²Ecole Polytechnique, LLR, F-91128 Palaiseau, France²³University of Edinburgh, Edinburgh EH9 3JZ, United Kingdom²⁴Elon University, Elon University, North Carolina 27244-2010, USA²⁵Università di Ferrara, Dipartimento di Fisica and INFN, I-44100 Ferrara, Italy²⁶Florida A&M University, Tallahassee, Florida 32307, USA²⁷Laboratori Nazionali di Frascati dell'INFN, I-00044 Frascati, Italy²⁸Università di Genova, Dipartimento di Fisica and INFN, I-16146 Genova, Italy²⁹Harvard University, Cambridge, Massachusetts 02138, USA³⁰University of Iowa, Iowa City, Iowa 52242, USA³¹Iowa State University, Ames, Iowa 50011-3160, USA³²Laboratoire de l'Accélérateur Linéaire, F-91898 Orsay, France³³Lawrence Livermore National Laboratory, Livermore, California 94550, USA³⁴University of Liverpool, Liverpool L69 3BX, United Kingdom

- ³⁵University of London, Imperial College, London SW7 2BW, United Kingdom
³⁶Queen Mary, University of London, London E1 4NS, United Kingdom
³⁷University of London, Royal Holloway and Bedford New College, Egham, Surrey TW20 0EX, United Kingdom
³⁸University of Louisville, Louisville, Kentucky 40292, USA
³⁹University of Manchester, Manchester M13 9PL, United Kingdom
⁴⁰University of Maryland, College Park, Maryland 20742, USA
⁴¹University of Massachusetts, Amherst, Massachusetts 01003, USA
⁴²Massachusetts Institute of Technology, Laboratory for Nuclear Science, Cambridge, Massachusetts 02139, USA
⁴³McGill University, Montréal, QC, Canada H3A 2T8
⁴⁴Università di Milano, Dipartimento di Fisica and INFN, I-20133 Milano, Italy
⁴⁵University of Mississippi, University, Mississippi 38677, USA
⁴⁶Université de Montréal, Laboratoire René J. A. Lévesque, Montréal, QC, Canada H3C 3J7
⁴⁷Mount Holyoke College, South Hadley, Massachusetts 01075, USA
⁴⁸Università di Napoli Federico II, Dipartimento di Scienze Fisiche and INFN, I-80126, Napoli, Italy
⁴⁹University of Notre Dame, Notre Dame, Indiana 46556, USA
⁵⁰Oak Ridge National Laboratory, Oak Ridge, Tennessee 37831, USA
⁵¹University of Oregon, Eugene, Oregon 97403, USA
⁵²Università di Padova, Dipartimento di Fisica and INFN, I-35131 Padova, Italy
⁵³Universités Paris VI et VII, Lab de Physique Nucléaire H.E., F-75252 Paris, France
⁵⁴Università di Pavia, Dipartimento di Elettronica and INFN, I-27100 Pavia, Italy
⁵⁵University of Pennsylvania, Philadelphia, Pennsylvania 19104, USA
⁵⁶Università di Pisa, Scuola Normale Superiore and INFN, I-56010 Pisa, Italy
⁵⁷Prairie View A&M University, Prairie View, Texas 77446, USA
⁵⁸Princeton University, Princeton, New Jersey 08544, USA
⁵⁹Università di Roma La Sapienza, Dipartimento di Fisica and INFN, I-00185 Roma, Italy
⁶⁰Universität Rostock, D-18051 Rostock, Germany
⁶¹Rutherford Appleton Laboratory, Chilton, Didcot, Oxon, OX11 0QX, United Kingdom
⁶²DAPNIA, Commissariat à l'Energie Atomique/Saclay, F-91191 Gif-sur-Yvette, France
⁶³University of South Carolina, Columbia, South Carolina 29208, USA
⁶⁴Stanford Linear Accelerator Center, Stanford, California 94309, USA
⁶⁵Stanford University, Stanford, California 94305-4060, USA
⁶⁶TRIUMF, Vancouver, BC, Canada V6T 2A3
⁶⁷University of Tennessee, Knoxville, Tennessee 37996, USA
⁶⁸University of Texas at Dallas, Richardson, Texas 75083, USA
⁶⁹Università di Torino, Dipartimento di Fisica Sperimentale and INFN, I-10125 Torino, Italy
⁷⁰Università di Trieste, Dipartimento di Fisica and INFN, I-34127 Trieste, Italy
⁷¹Vanderbilt University, Nashville, Tennessee 37235, USA
⁷²University of Victoria, Victoria, British Columbia, Canada V8W 3P6
⁷³University of Wisconsin, Madison, Wisconsin 53706, USA
⁷⁴Yale University, New Haven, Connecticut 06511, USA

(Received 31 July 2002; published 8 May 2003)

We report evidence for the decays $B^0 \rightarrow D_s^+ \pi^-$ and $B^0 \rightarrow D_s^- K^+$ and the results of a search for $B^0 \rightarrow D_s^{*+} \pi^-$ and $B^0 \rightarrow D_s^{*-} K^+$ in a sample of 84×10^6 $Y(4S)$ decays into $B\bar{B}$ pairs collected with the BABAR detector at the PEP-II asymmetric-energy e^+e^- storage ring. We measure the branching fractions $\mathcal{B}(B^0 \rightarrow D_s^+ \pi^-) = [3.2 \pm 0.9(\text{stat}) \pm 1.0(\text{syst})] \times 10^{-5}$ and $\mathcal{B}(B^0 \rightarrow D_s^- K^+) = [3.2 \pm 1.0(\text{stat}) \pm 1.0(\text{syst})] \times 10^{-5}$. We also set 90% C.L. limits $\mathcal{B}(B^0 \rightarrow D_s^{*+} \pi^-) < 4.1 \times 10^{-5}$ and $\mathcal{B}(B^0 \rightarrow D_s^{*-} K^+) < 2.5 \times 10^{-5}$.

DOI: 10.1103/PhysRevLett.90.181803

PACS numbers: 13.25.Hw, 11.30.Er, 12.15.Hh

The measurement of the CP -violating phase of the Cabibbo-Kobayashi-Maskawa (CKM) matrix [1] is an important part of the present scientific program in particle physics. CP violation manifests itself as a non-zero area of the unitarity triangle [2]. While it is sufficient to measure one of the angles to demonstrate the existence of CP violation, the unitarity triangle needs to be overconstrained by experimental measurements in order to demonstrate that the CKM mechanism is the correct explanation of this phenomenon. Several theoretically clean measurements of the angle β exist [3],

but there is no such measurement of the two other angles α and γ . A theoretically clean measurement of $\sin(2\beta+\gamma)$ can be obtained from the study of the time evolution for $B^0 \rightarrow D^{(*)-} \pi^+$ [4] decays, which are already available in large samples at the B factories, and for the corresponding CKM-suppressed modes $B^0 \rightarrow D^{(*)+} \pi^-$ [5]. This measurement requires a knowledge of the ratio of the decay amplitudes $R^{(*)} = |A(B^0 \rightarrow D^{(*)+} \pi^-)/A(B^0 \rightarrow D^{(*)-} \pi^+)|$.

Unfortunately a determination of $|A(B^0 \rightarrow D^{(*)+} \pi^-)|$ from a measurement of $\mathcal{B}(B^0 \rightarrow D^{(*)+} \pi^-)$ is not possible

with the currently available data sample due to the presence of the large background from $\bar{B}^0 \rightarrow D^{(*)+} \pi^-$. However, it has been suggested [5] that $R^{(*)}$ can be inferred from measurements of the ratios of the branching fractions $\mathcal{B}(B^0 \rightarrow D_s^{(*)+} \pi^-)/\mathcal{B}(B^0 \rightarrow D^{(*)-} \pi^+)$ using SU(3) symmetry relation. The decays $B^0 \rightarrow D_s^{(*)+} \pi^-$ have also been proposed as a means for measuring $|V_{ub}/V_{cb}|$ [6].

The decays $B^0 \rightarrow D_s^{(*)-} K^+$ are a probe of the dynamics in B decays because they are expected to proceed mainly via a W-exchange diagram (see Fig. 1(d)), not observed so far. In addition, these modes can be used to investigate the role of final state rescattering, which can substantially increase the expected rates [7]. Figure 1 shows the Feynman diagrams for the decays $B^0 \rightarrow D^{(*)-} \pi^+$, $B^0 \rightarrow D^{(*)+} \pi^-$, $B^0 \rightarrow D_s^{(*)+} \pi^-$, and $B^0 \rightarrow D_s^{(*)-} K^+$.

In this Letter we present measurements of the branching fractions for the decays $B^0 \rightarrow D_s^{(*)+} \pi^-$ and $B^0 \rightarrow D_s^{(*)-} K^+$. The analysis uses a sample of 84×10^6 $\Upsilon(4S)$ decays into $B\bar{B}$ pairs collected in the years 1999–2002 with the BABAR detector at the PEP-II asymmetric-energy B -factory [8]. Since the BABAR detector is described in detail elsewhere [9], only the components that are crucial to this analysis are summarized here. Charged-particle tracking is provided by a five-layer silicon vertex tracker (SVT) and a 40-layer drift chamber (DCH). For charged-particle identification, ionization energy loss (dE/dx) in the DCH and SVT and Cherenkov radiation detected in a ring-imaging device are used. Photons are identified and measured using the electromagnetic calorimeter, which comprises 6580 thallium-doped CsI crystals. These systems are mounted inside a 1.5 T solenoidal superconducting magnet. We use the GEANT [10] software to simulate interactions of particles traversing the BABAR detector, taking into account the varying detector conditions and beam backgrounds.

We select events with a minimum of four reconstructed charged tracks and a total measured energy greater than 4.5 GeV, determined using all charged tracks and neutral

clusters with energy above 30 MeV. In order to reject continuum background, the ratio of the second and zeroth order Fox-Wolfram moments [11] must be less than 0.5. So far, only upper limits have been reported for the modes studied here [12]. Therefore the selection criteria are optimized to maximize the ratio of signal efficiency over the square root of the expected number of background events.

Candidates for D_s^+ mesons are reconstructed in the modes $D_s^+ \rightarrow \phi \pi^+$, $K_S^0 K^+$, and $\bar{K}^{*0} K^+$, with $\phi \rightarrow K^+ K^-$, $K_S^0 \rightarrow \pi^+ \pi^-$, and $\bar{K}^{*0} \rightarrow K^- \pi^+$. The K_S^0 candidates are reconstructed from two oppositely charged tracks with an invariant mass $493 < M_{\pi^+ \pi^-} < 501$ MeV/ c^2 . All other tracks are required to originate from a vertex consistent with the $e^+ e^-$ interaction point. In order to identify charged kaons, two selections are used: a pion veto with an efficiency of 95% for accepting kaons and 20% for pions, and a tight kaon selection with an efficiency of 85% for kaons and 5% pion misidentification probability. Unless the tight selection is specified, the pion veto is always adopted. The ϕ candidates are reconstructed from two oppositely charged kaons with an invariant mass $1009 < M_{K^+ K^-} < 1029$ MeV/ c^2 . The \bar{K}^{*0} candidates are constructed from K^- and π^+ candidates and are required to have an invariant mass in the range $856 < M_{K^- \pi^+} < 936$ MeV/ c^2 . The polarization of the \bar{K}^{*0} (ϕ) mesons in the D_s^+ decays are also utilized to reject backgrounds through the use of the helicity angle θ_H , defined as the angle between one of the decay products of the \bar{K}^{*0} (ϕ) and the direction of flight of the D_s^+ , in the \bar{K}^{*0} (ϕ) rest frame. Background events are distributed uniformly in $\cos\theta_H$ since they originate from random combinations, while signal events are distributed as $\cos^2\theta_H$. The \bar{K}^{*0} candidates are therefore required to have $|\cos\theta_H| > 0.4$, while for the ϕ candidates we require $|\cos\theta_H| > 0.5$. In order to reject background from $D^+ \rightarrow K_S^0 \pi^+$ or $\bar{K}^{*0} \pi^+$, the K^+ in the reconstruction of $D_s^+ \rightarrow K_S^0 K^+$ or $\bar{K}^{*0} K^+$ is required to pass the tight kaon identification criteria introduced above. Finally, the D_s^+ candidates are required to have an invariant mass within 10 MeV/ c^2 of the nominal value [13].

We reconstruct D_s^{*+} candidates in the mode $D_s^{*+} \rightarrow D_s^+ \gamma$ by combining D_s^+ and photon candidates. Photons that form a π^0 candidate, with $122 < M_{\gamma\gamma} < 147$ MeV/ c^2 , in combination with any other photon with energy greater than 70 MeV, are rejected. The mass difference between the D_s^{*+} and the D_s^+ candidates is required to be within 14 MeV/ c^2 of the nominal value [13].

We combine $D_s^{(*)+}$ candidates with a track of opposite charge to form a B candidate, and assign the candidate to the $\bar{B}^0 \rightarrow D_s^{(*)+} K^-$ mode if the track satisfies the tight kaon selection and to the $B^0 \rightarrow D_s^{(*)+} \pi^-$ mode otherwise. In order to reject events where the D_s^+ comes from a B decay and the pion or kaon comes from the other B , we require the two decay products to have a probability greater than 0.25% of originating from a common vertex.

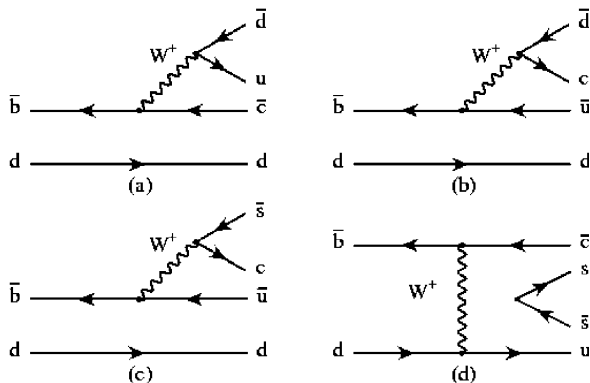


FIG. 1. The Feynman diagrams for the decays (a) $B^0 \rightarrow D^{(*)-} \pi^+$, (b) $B^0 \rightarrow D^{(*)+} \pi^-$, (c) $B^0 \rightarrow D_s^{(*)+} \pi^-$, and (d) $B^0 \rightarrow D_s^{(*)-} K^+$.

The remaining background is predominantly combinatorial in nature and arises from continuum $q\bar{q}$ production. This source is suppressed based on event topology. We compute the angle (θ_T) between the thrust axis of the B meson candidate and the thrust axis of all other particles in the event. In the center-of-mass frame (c.m.), $B\bar{B}$ pairs are produced approximately at rest and form a uniform $\cos\theta_T$ distribution. In contrast, $q\bar{q}$ pairs are produced back to back in the c.m. frame, which results in a $|\cos\theta_T|$ distribution peaking at 1. Based on the background level of each mode, $|\cos\theta_T|$ is required to be smaller than a value that ranges between 0.7 and 0.8. We further suppress backgrounds using a Fisher discriminant \mathcal{F} constructed from the scalar sum of the c.m. momenta of all tracks and photons (excluding the B candidate decay products) flowing into nine concentric cones centered on the thrust axis of the B candidate [14]. The more spherical the event, the lower the value of \mathcal{F} . We require \mathcal{F} to be smaller than a threshold that varies from 0.04 to 0.2 depending on the background level.

We extract the signal using the kinematic variables $m_{ES} = \sqrt{E_b^{*2} - (\sum_i \mathbf{p}_i^*)^2}$ and $\Delta E = \sum_i \sqrt{m_i^2 + \mathbf{p}_i^{*2}} - E_b^*$, where E_b^* is the beam energy in the c.m. frame, \mathbf{p}_i^* is the c.m. momentum of daughter particle i of the B meson candidate, and m_i is the mass hypothesis for particle i . For signal events, m_{ES} peaks at the B meson mass with a resolution of about $2.5 \text{ MeV}/c^2$ and ΔE peaks near zero, indicating that the candidate system of particles has total energy consistent with the beam energy in the c.m. frame.

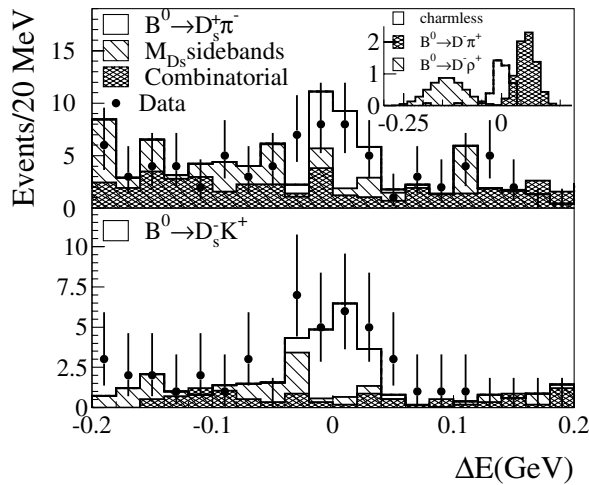


FIG. 2. The ΔE distribution for $B^0 \rightarrow D_s^+ \pi^-$ (top) and $B^0 \rightarrow D_s^- K^+$ (bottom) candidates in data compared with the distributions of the combinatorial background, estimated from the m_{ES} sideband, the cross contamination, estimated from the $M_{D_s}^{\text{cand}}$ sidebands, and the simulation of the signal, normalized to the observed yield. The inset shows the ΔE distribution of the separate contributions to the cross contamination to the $B^0 \rightarrow D_s^+ \pi^-$ signal as predicted by simulation. The reflection backgrounds are normalized to the known branching fractions [13], while the normalization of the charmless background is arbitrary.

181803-5

The ΔE signal band is defined by $-41 < \Delta E < 31 \text{ MeV}$ and within the band we define the events with $m_{ES} > 5.27 \text{ GeV}/c^2$ as the signal candidates.

After the aforementioned selection, three classes of backgrounds remain. First, the amount of *combinatorial background* in the signal region is estimated from the sideband of the m_{ES} distribution which is described by a threshold function $\frac{dN}{dm_{ES}} \propto m_{ES} \sqrt{1 - m_{ES}^2/E_b^{*2}} \times \exp[-\xi(1 - m_{ES}^2/E_b^{*2})]$, characterized by the shape parameter ξ [15].

Second, B meson decays such as $\bar{B}^0 \rightarrow D^+ \pi^-$, ρ^- with $D^+ \rightarrow K_S^0 \pi^+$ or $\bar{K}^{*0} \pi^+$ can constitute a background for the $B^0 \rightarrow D_s^+ \pi^-$ mode if the pion in the D decay is misidentified as a kaon (*reflection background*). These backgrounds have the same m_{ES} distributions as the signal but different distributions in ΔE . The corresponding backgrounds for the $B^0 \rightarrow D_s^- K^+$ mode ($B^0 \rightarrow D^- K^+$, K^{*+}) have a branching fraction 10 times smaller.

Finally, rare B decays into the same final state, such as $B^0 \rightarrow \bar{K}^{(*)0} K^+ \pi^-$ or $\bar{K}^{(*)0} K^+ K^-$ (*charmless background*), have the same m_{ES} and ΔE distributions as the $B^0 \rightarrow D_s^+ \pi^-$ or $B^0 \rightarrow D_s^- K^+$ signal. Figure 2 shows the ΔE distribution for the $B^0 \rightarrow D_s^+ \pi^-$ and $B^0 \rightarrow D_s^- K^+$ signals and for various sources of background. The branching fraction of the charmless background is not well measured; therefore we need to estimate the sum of the reflection and charmless background (referred to as *cross contamination*) directly with data. This is possible because both of these background sources have a flat distribution in the D_s^+ candidate mass ($M_{D_s}^{\text{cand}}$) while the signal has a Gaussian distribution.

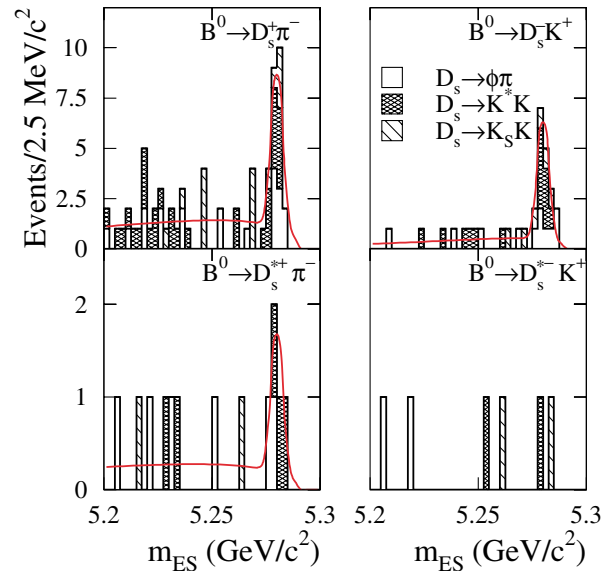


FIG. 3 (color online). The m_{ES} distributions for the $B^0 \rightarrow D_s^+ \pi^-$ (top left), $B^0 \rightarrow D_s^- K^+$ (top right), $B^0 \rightarrow D_s^+ \pi^-$ (bottom left), and $B^0 \rightarrow D_s^- K^+$ (bottom right) candidates within the ΔE band in data after all selection requirements. The fits used to obtain the signal yield are described in the text. The contribution from each D_s^+ mode is shown separately.

181803-5

Possible contamination from $B \rightarrow D_s^{(*)} X$ decays is determined with simulation and found to be negligible. The cross contamination for the decays $B^0 \rightarrow D_s^{*+} \pi^-$ and $B^0 \rightarrow D_s^{*-} K^+$ is dominated by the reflection background, which we estimate from simulation. Cross feed between $B^0 \rightarrow D_s^{(*)+} \pi^-$ and $B^0 \rightarrow D_s^{(*)-} K^+$ modes is estimated to be less than 1%.

Figure 3 shows the m_{ES} distribution in the ΔE signal band for each of the modes. We perform an unbinned maximum-likelihood fit to each m_{ES} distribution with a threshold function to characterize the combinatorial background and a Gaussian distribution to describe the sum of the signal and cross-contamination contributions. The mean and the width of the Gaussian distribution are fixed to the values obtained in a copious $B^0 \rightarrow D^{(*)-} \pi^+$ control sample. For the $B^0 \rightarrow D_s^+ \pi^-$ and $B^0 \rightarrow D_s^- K^+$ analyses, we obtain the threshold parameter ξ from a fit to the distributions of m_{ES} in data, after loosening the $M_{D_s}^{\text{cand}}$ and ΔE requirements. In the case of $B^0 \rightarrow D_s^{*+} \pi^-$ and $B^0 \rightarrow D_s^{*-} K^+$, due to the low background level, we use simulated events to estimate ξ .

No fit is performed with the $B^0 \rightarrow D_s^{*-} K^+$ sample due to the small number of events. Whenever there are enough events, we fit each D_s decay mode separately, as well as the combination of all modes. The cross contamination is estimated by performing the same fit on the events in the data $M_{D_s}^{\text{cand}}$ sidebands ($4\sigma <$

$|M_{D_s}^{\text{cand}} - 19680.6 \text{ MeV}/c^2| < 8\sigma$, where the resolution is $\sigma = 5 \text{ MeV}/c^2$). The number of observed events, the background expectations, and the reconstruction efficiencies estimated with simulated events are summarized in Table I.

In the $B^0 \rightarrow D_s^+ \pi^-$ ($B^0 \rightarrow D_s^- K^+$) mode the fit yields a Gaussian contribution of 21.4 ± 5.1 (16.7 ± 4.3) (3.5 ± 1.3) events. The cross contamination is estimated to be 3.7 ± 2.4 (2.7 ± 1.9) events. The probability of the background to fluctuate to the observed number of events, taking into account both Poisson statistics and uncertainties in the background estimates, is 9.5×10^{-4} (5.0×10^{-4}). For a Gaussian distribution this would correspond to 3.3σ (3.5σ). Given the estimated reconstruction efficiencies we measure $\mathcal{B}(B^0 \rightarrow D_s^+ \pi^-) = (3.2 \pm 0.9) \times 10^{-5}$ ($\mathcal{B}(B^0 \rightarrow D_s^- K^+) = (3.2 \pm 1.0) \times 10^{-5}$), where the quoted error is statistical only. We also set the 90% C.L. limits $\mathcal{B}(B^0 \rightarrow D_s^{*+} \pi^-) < 4.1 \times 10^{-5}$ and $\mathcal{B}(B^0 \rightarrow D_s^{*-} K^+) < 2.5 \times 10^{-5}$.

The systematic errors are dominated by the 25% relative uncertainty for $\mathcal{B}(D_s^+ \rightarrow \phi \pi^+)$. The uncertainties on the knowledge of the background come from uncertainties in the ξ parameter, for the combinatorial background, and from the limited number of events in the $M_{D_s}^{\text{cand}}$ sidebands for the cross contamination. They amount to 14%, 16%, 7%, and 36% of the measured branching fractions

TABLE I. The number of signal candidates (N_{sigbox}), the Gaussian yield (N_{gaus}), and the combinatorial background (N_{comb}) extracted from the likelihood fit, the cross contamination (N_{cross}), the reconstruction efficiency (ϵ), the probability (P_{bckg}) of the data being consistent with the background fluctuating up to the level of the data in the absence of signal, the measured branching fraction (\mathcal{B}), and the 90% confidence-level upper limit. N_{gaus} , N_{comb} , and \mathcal{B} are not available for modes with too few events. N_{cross} is not reported if no event is found in the D_s^+ mass sideband.

B mode	N_{sigbox}	N_{gaus}	N_{comb}	N_{cross}	ϵ (%)	P_{bckg}	\mathcal{B} (10^{-5})	90% C.L. (10^{-5})
$B^0 \rightarrow D_s^+ \pi^-$								
$D_s^+ \rightarrow \phi \pi^+$	9	8.0 ± 3.0	2.1 ± 0.7	< 0.7	16.9	1.4×10^{-3}	3.1 ± 1.2	...
$D_s^+ \rightarrow \bar{K}^{*0} K^+$	12	9.2 ± 3.4	3.8 ± 1.0	2.9 ± 1.8	9.6	2.3×10^{-2}	3.5 ± 1.9	...
$D_s^+ \rightarrow K_s^0 K^+$	5	4.2 ± 2.2	1.9 ± 0.6	1.2 ± 1.4	12.3	8.3×10^{-2}	2.4 ± 1.8	...
All	26	21.4 ± 5.1	7.8 ± 1.7	3.7 ± 2.4	N/A	9.5×10^{-4}	$3.2 \pm 0.9 \pm 1.0$...
$B^0 \rightarrow D_s^{*+} \pi^-$								
$D_s^+ \rightarrow \phi \pi^+$	2	...	0.6 ± 0.3	< 0.14	7.8
$D_s^+ \rightarrow \bar{K}^{*0} K^+$	3	$2.8^{+2.7}_{-1.8}$	0.4 ± 0.3	0.3 ± 0.2	3.3	3.9×10^{-2}	$4.3^{+4.7}_{-3.1}$	< 12
$D_s^+ \rightarrow K_s^0 K^+$	0	...	0.4 ± 0.3	< 0.14	5.1
All	5	$4.4^{+2.7}_{-2.8}$	1.2 ± 0.4	0.3 ± 0.2	N/A	2.3×10^{-2}	$1.9^{+1.2}_{-1.3} \pm 0.5$	< 4.1
$B^0 \rightarrow D_s^- K^+$								
$D_s^- \rightarrow \phi \pi^+$	7	5.8 ± 2.6	1.3 ± 0.7	1.1 ± 1.2	13.0	4.5×10^{-2}	2.4 ± 1.3	...
$D_s^- \rightarrow \bar{K}^{*0} K^+$	8	7.3 ± 2.9	1.7 ± 0.7	< 0.7	7.8	1.9×10^{-3}	5.0 ± 2.0	...
$D_s^- \rightarrow K_s^0 K^+$	4	3.7 ± 2.0	0.6 ± 0.4	1.3 ± 1.0	9.2	1.7×10^{-2}	2.5 ± 2.1	...
All	19	16.7 ± 4.3	3.5 ± 1.3	2.7 ± 1.9	N/A	5.0×10^{-4}	$3.2 \pm 1.0 \pm 1.0$...
$B^0 \rightarrow D_s^{*-} K^+$								
$D_s^+ \rightarrow \phi \pi^+$	0	...	0.8 ± 0.6	< 0.14	5.3
$D_s^+ \rightarrow \bar{K}^{*0} K^+$	1	...	0.4 ± 0.4	< 0.14	2.7
$D_s^+ \rightarrow K_s^0 K^+$	1	...	0.4 ± 0.4	< 0.14	4.3
All	2	...	1.6 ± 0.8	< 0.14	N/A	0.48	...	< 2.5

in the $B^0 \rightarrow D_s^+ \pi^-$, $B^0 \rightarrow D_s^- K^+$, $B^0 \rightarrow D_s^{*+} \pi^-$, and $B^0 \rightarrow D_s^{*-} K^+$ modes, respectively. The rest of the systematic errors, which include the uncertainty on tracking, K_s^0 reconstruction, and charged-kaon identification efficiencies, range between 11% and 14% depending on the mode.

In conclusion, we report a 3.3σ signal for the $b \rightarrow u$ transition $B^0 \rightarrow D_s^+ \pi^-$ and a 3.5σ signal for the decay $B^0 \rightarrow D_s^- K^+$, and measure

$$\mathcal{B}(B^0 \rightarrow D_s^+ \pi^-) = [3.2 \pm 0.9(\text{stat}) \pm 1.0(\text{syst})] \times 10^{-5},$$

$$\mathcal{B}(B^0 \rightarrow D_s^- K^+) = [3.2 \pm 1.0(\text{stat}) \pm 1.0(\text{syst})] \times 10^{-5}.$$

The results are consistent with measurements [16] from the Belle Collaboration of which we became aware after this Letter was submitted. Since the dominant uncertainty comes from the knowledge of the D_s^+ branching fractions we also compute $\mathcal{B}(B^0 \rightarrow D_s^+ \pi^-) \times \mathcal{B}(D_s^+ \rightarrow \phi \pi^+) = (1.13 \pm 0.33 \pm 0.21) \times 10^{-6}$ and $\mathcal{B}(B^0 \rightarrow D_s^- K^+) \times \mathcal{B}(D_s^- \rightarrow \phi \pi^-) = (1.16 \pm 0.36 \pm 0.24) \times 10^{-6}$. The search for $B^0 \rightarrow D_s^{*+} \pi^-$ and $B^0 \rightarrow D_s^{*-} K^+$ yields the 90% C.L. upper limits

$$\mathcal{B}(B^0 \rightarrow D_s^{*+} \pi^-) < 4.1 \times 10^{-5},$$

$$\mathcal{B}(B^0 \rightarrow D_s^{*-} K^+) < 2.5 \times 10^{-5}.$$

We are grateful for the excellent luminosity and machine conditions provided by our PEP-II colleagues, and for the substantial dedicated effort from the computing organizations that support BABAR. The collaborating institutions thank SLAC for its support and kind hospitality. This work is supported by DOE and NSF (USA), NSERC (Canada), IHEP (China), CEA and CNRS-IN2P3 (France), BMBF and DFG (Germany), INFN (Italy), NFR (Norway), MIST (Russia), and PPARC (United Kingdom). Individuals have received support from the A. P. Sloan Foundation, Research Corporation,

and Alexander von Humboldt Foundation.

-
- *Also with Università di Perugia, I-06100 Perugia, Italy
- [1] N. Cabibbo, Phys. Rev. Lett. **10**, 531 (1963); M. Kobayashi and T. Maskawa, Prog. Theor. Phys. **49**, 652 (1973).
 - [2] C. Jarlskog, in *CP Violation*, edited by C. Jarlskog (World Scientific, Singapore, 1988).
 - [3] BABAR Collaboration, B. Aubert *et al.*, Phys. Rev. Lett. **87**, 091801 (2001); Belle Collaboration, K. Abe *et al.*, Phys. Rev. Lett. **87**, 091802 (2001).
 - [4] Charge conjugation is implied throughout this Letter, unless explicitly stated.
 - [5] I. Dunietz, Phys. Lett. B **427**, 179 (1998).
 - [6] C.S. Kim, Y. Kwon, J. Lee, and W. Namgung, Phys. Rev. D **63**, 094506 (2001).
 - [7] B. Block, M. Gronau, and J.L. Rosner, Phys. Rev. Lett. **78**, 3999 (1997).
 - [8] PEP-II Conceptual Design Report No. SLAC-0418, 1993.
 - [9] BABAR Collaboration, B. Aubert *et al.*, Nucl. Instrum. Methods Phys. Res., Sect. A **479**, 1 (2002).
 - [10] Geant4 Collaboration, Report No. CERN-IT-2002-003 (to be published).
 - [11] G.C. Fox and S. Wolfram, Phys. Rev. Lett. **41**, 1581 (1978).
 - [12] CLEO Collaboration, J. P. Alexander *et al.*, Phys. Lett. B **319**, 365 (1993).
 - [13] Particle Data Group, K. Hagiwara *et al.*, Phys. Rev. D **66**, 010001 (2002).
 - [14] BABAR Collaboration, B. Aubert *et al.*, Phys. Rev. Lett. **87**, 151802 (2001).
 - [15] ARGUS Collaboration, H. Albrecht *et al.*, Z. Phys. C **48**, 543 (1990).
 - [16] Belle Collaboration, P. Krokovny *et al.*, Phys. Rev. Lett. **89**, 231804 (2002).