

Manuscript Number: THELANCETCHILDADOL-D-18-00340

Title: Replicable associations between common mental distress and suicide risk in young people: implications for clinical practice and population suicide prevention

Article Type: Article (Original Research)

Keywords: Suicide risk, suicidal thought, non-suicidal self-injury, mental distress

Corresponding Author: Dr. ela polek, PhD

Corresponding Author's Institution: University College Dublin

First Author: ela polek, PhD

Order of Authors: ela polek, PhD; Sharon Neufeld; Paul Wikinson; Ian M Goodyer; NSPN Consortium; Michelle C St Clair; Gita Prabhu; Ray Dolan; Ed Bullmore; Peter Fonagy; Jan Stochl; Peter B Jones

Manuscript Region of Origin: UNITED KINGDOM

Abstract: Background. Recent evidence suggests that multiple symptoms or diagnoses, particularly when co-occurring with non-suicidal self-harm, predict suicide risk more strongly than single diagnosis.

Method. Suicidal thought (ST) and non-suicidal self-injury (NSSI) were studied in two independent longitudinal UK samples of young people: the Neuroscience in Psychiatry (NSPN) 2400 cohort (n=2403) and the ROOTS cohort (n=1074). Participants, age 14-24 years, were recruited from primary health care registers, schools and colleges, and advertisements to complete quotas in age-sex strata.

We calculated a score on a latent construct Common Mental Distress (the summary measure indexing a broad range of symptoms conventionally seen as components of distinct disorders). We examined the relative prevalence of ST and NSSI over the population distribution of mental distress; we used logistic regressions, IRT and ROC analyses to determine associations between suicide risks and mental distress (in continuous and above-the-norm categorical format); and pathway mediation models to examine longitudinal associations.

Outcomes. We found a dose-response relationship between levels of mental distress and suicide risk. In both cohorts the majority of all subjects experiencing ST (78% and 76%) and NSSI (66% and 71%) had scores on mental distress no more than two standard deviations above the population mean; higher scores indicated highest risk but were, by definition, infrequent. Mental distress contributed to the longitudinal persistence of ST and NSSI.

Interpretation. Universal prevention strategies reducing levels of mental distress in the whole population (in addition to screening) may prevent more suicides than approaches targeting youths with psychiatric disorders.

Preprint not peer reviewed

**Replicable associations between common mental distress and suicide risk in young people: implications for clinical practice and population suicide prevention**

Ela Polek<sup>1,7</sup>, Sharon Neufeld<sup>1</sup>, Paul Wikinson<sup>1</sup>, Ian M. Goodyer<sup>1</sup>, NSPN Consortium<sup>1,2</sup>, Michelle C. St Clair<sup>3</sup>, Gita Prabhu<sup>2,8</sup>, Ray Dolan<sup>2,8</sup>, Ed Bullmore<sup>1,5</sup>, Peter Fonagy<sup>4</sup>, Jan Stochl<sup>1,5</sup> & Peter B. Jones<sup>1,5,6</sup>

<sup>1</sup> Department of Psychiatry, University of Cambridge, UK

<sup>2</sup> Wellcome Centre for Human Neuroimaging, University College London, UK

<sup>3</sup> Department of Psychology, University of Bath

<sup>4</sup> Division of Psychology and Language Sciences, University College London, UK

<sup>5</sup> NIHR Collaboration for Leadership in Applied Health Research & Care East of England

<sup>6</sup> NIHR Cambridge Biomedical Research Centre

<sup>7</sup> Tavistock Relationships

<sup>8</sup> Max Planck UCL Centre for Computational Psychiatry and Ageing Research

**Correspondence:**

Professor Peter B. Jones, Department of Psychiatry, University of Cambridge, Box 189

Addenbrooke's Hospital, Cambridge CB2 2QQ, UK. (Email: pbj21@cam.ac.uk)

## **Abstract:**

*Background.* Recent evidence suggests that multiple symptoms or diagnoses, particularly when co-occurring with non-suicidal self-harm, predict suicide risk more strongly than single diagnosis.

*Method.* Suicidal thought (ST) and non-suicidal self-injury (NSSI) were studied in two independent longitudinal UK samples of young people: the Neuroscience in Psychiatry (NSPN) 2400 cohort (n=2403) and the ROOTS cohort (n=1074). Participants, age 14-24 years, were recruited from primary health care registers, schools and colleges, and advertisements to complete quotas in age-sex strata.

We calculated a score on a latent construct *Common Mental Distress* (the summary measure indexing a broad range of symptoms conventionally seen as components of distinct disorders). We examined the relative prevalence of ST and NSSI over the population distribution of mental distress; we used logistic regressions, IRT and ROC analyses to determine associations between suicide risks and mental distress (in continuous and above-the-norm categorical format); and pathway mediation models to examine longitudinal associations.

*Outcomes.* We found a dose-response relationship between levels of mental distress and suicide risk. In both cohorts the majority of all subjects experiencing ST (78% and 76%) and NSSI (66% and 71%) had scores on mental distress no more than two standard deviations above the population mean; higher scores indicated highest risk but were, by definition, infrequent. Mental distress contributed to the longitudinal persistence of ST and NSSI.

*Interpretation.* Universal prevention strategies reducing levels of mental distress in the whole population (in addition to screening) may prevent more suicides than approaches targeting youths with psychiatric disorders.

**Key words:** suicide risk, suicide prevention, self-injury, suicidal thought, mental distress

## **Research in context**

### **Evidence before this study**

Suicide is the second ranked cause of deaths among 10 to 24 year-olds, worldwide. Prediction and prevention in young people are priorities, but markers of heightened risk such as self-harm and suicidal thought are relatively common, so it is difficult to predict who will ultimately make a serious attempt or die by suicide. The usefulness of clinical risk protocols largely relying on the identification of a depression-related psychiatric diagnosis has been questioned. Indeed, most recent evidence suggests that any symptoms, or any psychiatric diagnosis (particularly multiple diagnoses), when co-occurring with non-suicidal self-harm predict this risk more accurately.

### **Added value of this study**

To our knowledge, this is the first study examining the relationship between the mental distress (the summary measure indexing a broad range of symptoms conventionally seen as components of distinct disorders) and suicide risk. We found that mental distress was a key predictor of suicide risk and it was related in a dose-response manner to suicidal thought and non-suicidal self-harm in two independent cohorts. Also, mental distress contributed to the longitudinal persistence of suicidal thought and non-suicidal self-harm. Due to the normal distribution of mental distress scores in the population, the majority of high-risk cases came from the above-the-mean, rather than very high (“clinical”) range – in line with the *prevention paradox*.

### **Implications of all the available evidence**

Current interventions for preventing suicide focus largely on high-risk individuals or those with psychiatric diagnosis. Our results argue for population-based public health approaches to

reduce suicide risk (i.e. interventions aimed at lowering the population mean of mental distress). Focus on the few individuals with the highest levels of mental distress or psychiatric diagnosis will inevitably miss the majority of individuals at risk.

Our findings also have major implications for clinical practice: NSSI and ST should never be dismissed or down-played when they occur in young people without clear evidence of psychiatric disorder. NSSI and ST merit a swift professional response regardless of whether or not they occur with other symptoms that take individuals beyond conventional clinical thresholds and trigger traditional clinical risk protocols.

## Introduction

Adolescence sees the onset of a range of psychopathology including suicidal thoughts (ST) and non-suicidal self-injury (NSSI)(1) that individually or together convey heightened risk of suicide attempts.(2) Non-suicidal and suicidal self-harm predict completed suicide,(3) the second most common cause of deaths among 10 to 24 year-olds, worldwide.(4) Prediction and prevention in young people are priorities(5) but NSSI (5-42% in community samples)(6) and ST (15-25% in community samples)(7) is common so it is difficult to predict who will ultimately make a serious attempt(8) or die by suicide. Indeed, the usefulness of clinical risk protocols relying on the identification of a psychiatric diagnosis is questionable.(9) The same problems affect public health suicide prevention programmes. A seminal study revealed a high prevalence of false-negatives in prospective identification of suicide.(10) Prevention policies that embrace the whole population might overcome these difficulties but lack theoretical or empirical foundations.(1)

Suicidal thoughts and behaviours are routinely considered as markers of depression (e.g., in DSM-5) but by no means all young people dying by suicide have had a mood disorder.(11) NSSI increases the risk of suicide when occurring in combination with any internalising or externalising symptoms,(12) or with any psychiatric diagnosis,(13) particularly multiple diagnoses.(14) Thus, this risk might be better predicted by multiple symptoms rather than by the presence of a single disorder, such as depression.

Recent studies suggest that a broad range of symptoms conventionally seen as components of distinct disorders are better construed as manifestations of a single, latent dimension distributed within the general population. This dimension has been variously referred to as the p-factor,(15) general psychopathology(16) or, as we prefer here, *common mental distress* (CMD).(17) Parsimonious statistical models with dimensions that encompass low-prevalence phenomena such as psychotic experiences, fit empirical data better than

models with distinct disorders.(15) High co-morbidity of psychiatric diagnoses, shared causal factors and treatments, and trans-diagnostic psychological and neural correlates support the validity of a common mental distress concept.(15-18) Suicide risk is related to multiple symptoms or disorders (and thus to higher mental distress scores), not the presence of one specific symptom or disorder, so it is important to understand the nature of dose-response relationships between mental distress and suicide risks. This could guide a clinical response in the face of suicide risk(19) and also shape population-based suicide prevention.

In this study we describe the presence of a mental distress dimension in young people aged 14-26 years and the occurrence of ST and NSSI referred to collectively, hereafter, as suicide risk. We then aimed to test associations between mental distress and suicide risk, and contrast mental distress with specific psychopathological domains, exploring the utility of a summary measure of mental distress. Next, we aimed to answer the following questions:

1. What is the prevalence and relative risk of NSSI and ST across the population distribution of mental distress?
2. Does mental distress score mediate the persistence of NSSI and ST over time?

We used data from two population-based cohorts with complementary designs and very similar measures. To address the first question we used cross-sectional data from Cohort 1 (used as a discovery sample) and Cohort 2 (used as a stepwise replication sample); to address the second question we used three longitudinal waves of Cohort 1 (see details in Method).

## **Method**

### ***Study Design and Participants***

#### *Cohort 1*



Participants in the NSPN 2400 Cohort(20) were recruited largely via postal invitations sent through general practitioners and schools in Cambridgeshire and Greater London, UK.

Purposive sampling obtained at least 200 males and 200 females in 5 age groups: 14-15, 16-17, 18-19, 20-21, 22-24 years. Three data collections took place a year apart (T1-T3). At T1, 2403 individuals returned questionnaires (average age 18.9 years, SD=3.0; 54% females); at T2, 1815 returned questionnaires (76% response, average age 20.0 years, SD=3.1; 56% female), and 1245 at T3 (52% of baseline; average age 21.0 years, SD=3.1; 59% female).

### *Cohort 2*

The ROOTS study(21) was used for replication of findings from Cohort 1. Two-stage sampling involved random selection of 27 schools in Cambridgeshire, UK. Eighteen schools agreed to participate; invitations were sent to 14-year-olds randomly selected from class registers and to their parents; 1238 students took part (55% female). Four data collection waves took place: we used data from the third data sweep, when participants were of average age 17.5 years,  $SD=0.3$  ( $N=1074$ , 56% female; 87% of baseline sample), the closest age to T1 of Cohort 1. Both cohorts comprised predominantly white European (77% in Cohort 1 and 87% in Cohort 2) young people, consistent with the self-ascribed demographics of the two study populations. Written consent from participants age 14 or 15 years was supplemented by written consent from their parent or legal guardian; older participants gave their own written consent. Ethical approval was obtained for Cohort 1 from the National Health Service Research Ethics Service (# 97546) and for Cohort 2 from the Cambridgeshire 2 REC (# 03/302).

### *Measures*

Sociodemographic information was collected using routine methods. (20, 22) The index of multiple deprivation (IMD), a summary measure of socioeconomic status of participants'

residential neighbourhood, is calculated from census information. Psychopathological questionnaires are set out in Table 1. Scores in questionnaires were computed according to published manuals or validation studies (cited in Table 1), standardized to unify their measurement scales.

Table 1

### ***Statistical analysis***

Confirmatory bifactor analysis with a maximum likelihood estimator in Mplus 7.4 was used to compute factor scores for the mental distress dimension in the three data sweeps of Cohort 1 and Cohort 2 based on the model validated elsewhere.<sup>(23)</sup> Next, we imputed all missing data in Cohort 1 using mental distress scores, NSSI and ST variables from the three sweeps, as well as auxiliary variables obtained at T1: centre, sex, age, ethnicity, and IMD. Multiple imputations were computed in R program with MICE package and 54 datasets were generated to equal the percentage of missing data in mental distress, NSSI and ST at T3. Following imputations, the full dataset (N=2403) was used in longitudinal analyses.

To analyse the relationship between age, sex, NSSI, ST and mental distress descriptively, we grouped observations from all 3 time points in Cohort 1<sub>T1-T3</sub> by age, rather than by data time point. This grouping allowed us to investigate levels of mental distress, NSSI and ST in a broad age range of 14-28 years (note that this also entailed inclusion of the same individuals from consecutive data sweeps (e.g., when an individual was 14, 15 and 16 year old) in the adjacent age groups). The histograms showing percentages of NSSI and ST with Wilson confidence intervals were plotted against the lines representing the means of mental distress with confidence intervals for every age group for both sexes separately (Figure 1).

To prove the principle that NSSI and ST were predicted by multiple psychopathological domains and also by mental distress (which represents a summary of

those domains), we used Stata 12 to compute for Cohort 1<sub>T1</sub> and Cohort 2 data sensitivity / specificity indicator – the area under the curve (AUC – reported in Supplement, Table 1) for NSSI and ST as criteria. We computed a series of logistic regressions, estimating odds ratios (OR) with confidence intervals for each predictor (treated as categorical with the cut-off point above 1SD and then continuous), while we controlled for effects of age and sex (Figure 2).

To answer Question 1, distributions of mental distress scores in both cohorts were plotted against lines representing percentages of subjects reporting NSSI and ST within bands of mental distress expressed as standard deviations (upper panel of Figure 3) and against bar histograms representing NSSI and ST frequencies in both cohorts (lower panel of Figure 3). In addition, NSSI and ST information curves were computed to determine in what range of the mental distress dimension these items are located (see Supplement, Figure 1).

Using Cohort 1<sub>T1-T3</sub> data to answer Question 2, we examined the longitudinal relationship between mental distress, NSSI and ST (in particular the causal role of mental distress in persistence of NSSI and ST): we computed direct effects and mediation effects (via mental distress<sub>T2</sub>) of ST<sub>T1</sub> and NSSI<sub>T1</sub> on NSSI<sub>T3</sub> and ST<sub>T3</sub> in a pathway mediation model with confidence intervals in Mplus 7.4. We computed this model for the total sample (Figure 4) and then for both sexes separately (Supplement, Figure 2) using the Multiple Group Method, so as to test a moderated-mediation model (with mental distress<sub>T2</sub> as a mediator, and sex as a moderator). Age was a control variable.

## **Results**

### *Associations of NSSI and ST with demographic and psychopathological variables*

In both cohorts NSSI and ST were unrelated to ethnicity and socioeconomic status; NSSI was more prevalent in females than males with the biggest sex difference in age groups 15-19 in

the pooled NSPN<sub>T1-T3</sub> datasets. Overall, prevalence of NSSI and ST across age groups mirrored the trend in mental distress levels (Figure 1).

Figure 1

The mental distress score and all conventional psychopathological predictors of NSSI and ST had statistically significant and similar size ORs in logistic regression models (see Figure 2 and Supplement, Table 1).

Figure 2

*Prevalence of NSSI and ST in the two cohorts*

In Cohort 1 (N=2403) there was no statistically significant change in the prevalence of NSSI (within the last month) over the three time points: in the imputed data 9.3% (n=223) reported NSSI<sub>T1</sub>, 8.3% (n=199) NSSI<sub>T2</sub> and 8.2% (n=197) NSSI<sub>T3</sub>. Similarly, there was no statistically significant change in prevalence of ST (within the last two weeks) over the three time points: 10.1% (n=243) ST<sub>T1</sub>, 11.4% (n=274) ST<sub>T2</sub> and 11.7% (n=281) ST<sub>T3</sub>.

In Cohort 2 (N=1074), 11.7% (n=126) reported lifetime NSSI and 5.4% (n=58) reported ST within the two last weeks. Accuracy and precision of these prevalence estimates was affected by attrition (see *Discussion: limitations*). Attrition in Cohort 2 at T2 and T3 was related to male gender and higher mental distress score at T1 (all  $p < .05$ ), but unrelated to other demographic variables.

*Question 1: Associations of NSSI and ST with mental distress*

Next, we focused on absolute risk and the numbers of NSSI and ST events generated by these risk functions. The dose-response curves in the upper panel of Figure 3 show that relative risks of NSSI and ST increased markedly with increasing severity of mental distress, the highest risks being in those with very high scores beyond two standard deviations above the mean. On the other hand, most participants from both cohorts who reported NSSI or ST had

mild (one SD above the mean) to moderate (two SD above the mean) mental distress scores (lower panel of Figure 3). Mental distress was normally distributed so these scores were much more common; only a minority of the total reports came from the few participants with very high mental distress (>2 standard deviations above mean). Thus, the majority of subjects experiencing ST or NSSI (Cohort 1: 78% and 76%; Cohort 2: 66% and 71%, respectively) had mental distress scores within two standard deviations above the population mean: Very high scores indicated highest suicide risk but were rare, so generated the minority of events.

Figure 3

*Question 2: Mediating effect of mental distress on suicide risks in Cohort 1 over time*

Cohort 1 mental distress<sub>T2</sub> contributed to the longitudinal persistence of NSSI and ST (i.e. NSSI<sub>T1</sub> predicted NSSI<sub>T3</sub> directly, and via mediation through mental distress<sub>T2</sub>. Mental distress<sub>T2</sub> also completely mediated the longitudinal effect of NSSI<sub>T1</sub> on ST<sub>T3</sub>. Moreover, mental distress<sub>T2</sub> contributed to the longitudinal persistence of ST (i.e. ST<sub>T1</sub> predicted ST<sub>T3</sub> directly, as well as via mediating variable – mental distress<sub>T2</sub>. Overall, mental distress<sub>T2</sub> was a stronger predictor of NSSI<sub>T3</sub> and ST<sub>T3</sub> than the antecedent variables measured at T1 (see Figure 4). There were no significant sex differences in direct and mediation pathways, showing that mediation effects of mental distress<sub>T2</sub> were not moderated by sex (Supplement, Figure 2). Age<sub>T1</sub> was not a significant predictor of any variable in the model; the results when age was controlled for were very similar to those without controlling for age (differences in coefficients were in the second decimal place digits).

Figure 4

## **Discussion**

### **Findings**

Depressive phenomena were by no means the only psychopathological domain associated with increased risk of non-suicidal self-injury (NSSI) and suicidal thoughts (ST). Thus, the

summary measure *Common Mental Distress* (indexing a broad range of symptoms, which are conventionally seen as components of distinct disorders) with a normal distribution in the population, appeared as a parsimonious and efficient summary that was, itself, a key predictor of suicide risk in both cohorts. NSSI and ST were not confined to participants scoring in the very high, quasi-clinical range of mental distress. Around half of all participants expressing NSSI or ST came from those scoring up to one standard deviation above the mental distress mean in a dose-response manner. The majority expressing these phenomena (two thirds to three quarters) scored within 2SD above the mean (Figure 3).

Regarding medium-term determinants of persistent NSSI and ST we showed (Figure 4) that mental distress<sub>T2</sub> mediated the persistence of NSSI and ST over two years, independent of gender and age. This mediation operates in two stages: first, ST and NSSI persist because these behaviours are markers for worsening mental distress in the general population. This extends findings in adolescents with depressive disorder, where suicidal thoughts are a predictor of poor outcome. Second, this greater mental distress, itself, increases the risk for further suicidal thoughts and behaviours.

### **Strengths**

Both cohorts were designed on epidemiological principles to capture behavioural and psychological variation in the population during the post-pubertal epoch during which risk for psychopathology accelerates. Replication of the findings in these independent cohorts strengthens confidence in the findings, as does internal consistency between cross-sectional associations found in both cohorts, and longitudinal associations found in Cohort 1.

### **Limitations**

Sample attrition was the main bias in both cohorts. Each retained more young women than men, but socio-economic class played no part in attrition. Cohort 1 is robustly representative of the England and Wales population(20), whereas Cohort 2 under-represents participants with lowest socioeconomic status.(21) However, we have no reason to suppose that our results are specifically modified by socioeconomic status that was unrelated to NSSI, ST and mental distress. If there was a bias, it probably limits power rather than skewing an effect, and is mitigated by replication between the cohorts. We used multiple imputation to minimise this bias.

There was only modest reliability of impulsivity and obsessionality measures, and a skewed measure of conduct problems in Cohort 1. A completely comprehensive range of psychopathological (and behavioural) items was unavailable; we did not have measures of unstable or abnormally elevated mood, addictions, eating disorders or hyperactivity. Thus, our measurement of mental distress focused primarily on internalising rather than externalising symptoms. We broadened our scope far beyond depression, usually the focus of psychological disturbance in suicidality research, but future studies could include a broader range of measures and extend the investigation into clinical populations to improve measurement precision at the highest levels of mental distress.

### **Implications & Conclusions**

Our findings provide a novel evidence that a latent mental distress dimension, conceptually akin to the p-factor, is a useful summary measure of psychopathology in the general population.(17) From a public health and prevention perspective, the fact that rates of NSSI and ST begin to accelerate at levels of mental distress well within a non-clinical range argues strongly for universal interventions overtly aimed at lowering the population mean of mental distress and shifting the curve to the left, alongside targeted approaches and effective clinical

services. Strategies concentrated on clinical populations, those with evidence of a psychiatric disorder or other individual markers will miss the majority of individuals experiencing ST or engaging in NSSI because there are so few compared with those at lower risk: the *prevention paradox*.(19)

Defining putative universal interventions to shift the population distribution of mental distress will require careful research that can draw from other areas of medicine such as cardiovascular disease and stroke.(19) Elements have been widely scoped in the USA<sup>9</sup> and elsewhere, but not for constructs of population health and wellbeing such as mental distress. Many involve decreasing common triggers<sup>9</sup> or improving young people's abilities to cope with stressors. Delivery systems might include digital platforms that are virtually ubiquitous amongst young people, while schools and colleges are increasingly recognised as contexts for the delivery of such universal interventions.(24) However, the burgeoning importance of social media providing a broad-based and uniquely tailored environment for youth must be considered in suicide prevention strategies as both a toxic and a potentially therapeutic milieu.

Further, our results suggest that psychopathology is generated in a probabilistic manner rather than in diagnostic clusters, with common phenomena concerning depression and anxiety much more likely to occur prior to rarer phenomena such as NSSI, ST or psychotic experiences. Less frequent phenomena begin to co-occur as the severity of psychological disorder (or mental distress) increases, in terms of more mental and behavioural phenomena or symptoms. This begins to yield clusters linked by common items that current diagnostic systems tend to ignore. This is consistent with the co-occurrence of suicidal risk and psychotic experiences seen in other studies of young people,(25) and with the present IRT analysis showing that NSSI and ST are measuring the higher end of mental distress

(Supplement, Figure 1). The approach we have followed illustrates the value of moving away



from categorical classification and embracing an empirically-rooted, dimensional, hierarchical taxonomy in psychopathology research.(26) Such hierarchical approaches to phenomenological classification had been put forward before(27) or shortly after(28) the publication of DSM-3 and its successor classifications. Hierarchical models merit renewed interest,(29) as they may resolve problems of comorbidity as well as overlapping causes and biological mechanisms for suicide risk and other phenomena.

Our findings also have major implications for clinical practice: NSSI and ST should never be dismissed or down-played when they occur in young people without clear evidence of psychiatric disorder, a logical fallacy because NSSI and ST are *themselves* indicators of higher mental distress. NSSI and ST will usually, but not always occur with other, more common psychopathology and their co-occurrence is a strong risk factor for suicide attempts.(30) Thus, NSSI and ST merit a swift professional response regardless of whether or not they occur with other symptoms that take individuals beyond conventional clinical thresholds and trigger traditional clinical risk protocols. Further studies could explore avenues for the application of screening practices and the development of useful clinical prediction tools(9, 31, 32) along with the population-based approaches advocated above.

## **Supporting data**

Online Supplement is available for this paper. The data and syntaxes utilised for computations reported in this study are deposited in the University of Cambridge Data Repository, with the placeholder DOI <https://doi.org/10.17863/CAM.25331> available to researchers via [openNSPN@medschl.cam.ac.uk](mailto:openNSPN@medschl.cam.ac.uk).

## **Contributors**

Ela Polek and Peter B. Jones conceptualised the manuscript. Ela Polek analysed the data and drafted the manuscript. Jan Stochl and Sharon Sharon Neufeld provided statistical advice and assistance on data imputations. Peter B. Jones provided senior supervision. All authors read, commented on, and revised the whole report. Ela Polek and Peter B. Jones act as guarantors for the manuscript. The members of the NSPN Consortium took part in the data collection and management.

## **Declaration of interests**

E.P., S.N., I.M.G., J.S. and P.B.J. have no competing interests. E.B., P.F. and PBJ are in receipt of National Institute for Health Research (NIHR) Senior Investigator Awards (NF-SI-0514-10157, and NF-SI-0514-10117. P.F. was in part supported by the NIHR Collaboration for Leadership in Applied Health Research and Care (CLAHRC) North Thames at Barts Health NHS Trust. P.W. has recent/current grant support from NIHR, Cambridgeshire County Council and CLAHRC East of England. P.W. discloses consulting for Lundbeck and Takeda; PBJ discloses consulting for Janssen and Ricordati. E.B. is employed half-time by the University of Cambridge and half-time by GlaxoSmithKline in which he holds stock.

## **Funding/Support**

The ROOTS study was supported by a Wellcome Trust Grant (Grant number 074296) to I.M.G. and P.B.J., the NIHR Collaborations for Leadership in Applied Research and Care (CLAHRC) East of England, and the NIHR Cambridge Biomedical Research Centre. The NSPN study was supported by the Wellcome Trust Strategic Award (095844/Z/11/Z) to I.M.G., E.B., P.B.J., R.D., P.F. The work has been carried out in the Department of Psychiatry, University of Cambridge.

## **Acknowledgments**

We wish to thank the NSPN and ROOTS participants and Dr Golam Khandaker for his comments.

## **Role of the Funder/Sponsor**

The funding sources had no role in the design and conduct of the study; collection, management, analysis, and interpretation of the data; preparation, review, or approval of the manuscript; and decision to submit the manuscript for publication.

## **Group Information**

NSPN (NeuroScience in Psychiatry Network: <http://www.nspn.org.uk/>) is a research consortium formed by the University of Cambridge and University College London, launched in November 2012 and supported by Wellcome Trust Award (095844/Z/11/Z). The group includes the following members:

### **Principal investigators:**

Edward Bullmore (CI from 01/01/2017) <sup>1,2,3</sup>

Raymond Dolan <sup>4,5</sup>

Ian Goodyer (CI until 01/01/2017) <sup>1</sup>

Peter Fonagy <sup>6</sup>

Peter Jones <sup>1</sup>

### **NSPN (funded) staff:**

Michael Moutoussis <sup>4,5</sup>

Tobias Hauser <sup>4,5</sup>

Sharon Neufeld<sup>1</sup>  
Petra Vértes<sup>1,2</sup>  
Kirstie Whitaker<sup>1,2</sup>  
Gita Prabhu<sup>4,5</sup>  
Laura Willis<sup>1</sup>  
Junaid Bhatti<sup>1</sup>  
Becky Inkster<sup>1</sup>  
Cinly Ooi<sup>1</sup>  
Barry Widmer<sup>1</sup>  
Ayesha Alrumaithi<sup>1</sup>  
Sarah Birt<sup>1</sup>  
Kalia Cleridou<sup>5</sup>  
Hina Dadabhoy<sup>5</sup>  
Sian Granville<sup>5</sup>  
Elizabeth Harding<sup>5</sup>  
Alexandra Hopkins<sup>4,5</sup>  
Daniel Isaacs<sup>5</sup>  
Janchai King<sup>5</sup>  
Danae Kokorikou<sup>5,6</sup>  
Harriet Mills<sup>5</sup>  
Ciara O'Donnell<sup>1</sup>  
Sara Pantaleone<sup>5</sup>  
Aislinn Bowler<sup>5</sup>

**Affiliated scientists:**

Pasco Fearon<sup>6</sup>  
Anne-Laura van Harmelen<sup>1</sup>  
Rogier Kievit<sup>4,7</sup>

1 Department of Psychiatry, University of Cambridge, United Kingdom

2 Behavioural and Clinical Neuroscience Institute, University of Cambridge, United Kingdom

3 ImmunoPsychiatry, GlaxoSmithKline Research and Development, United Kingdom

4 Max Planck University College London Centre for Computational Psychiatry and Ageing Research, University College London, UK

5 Wellcome Centre for Human Neuroimaging, University College London, United Kingdom

6 Research Department of Clinical, Educational and Health Psychology, University College London, United Kingdom

7 Medical Research Council Cognition and Brain Sciences Unit, University of Cambridge,

United Kingdom

Table 1. Measures used in both cohorts

Variables	Measures	Cohorts	
		NSPN <sub>T1-T3</sub> (1)	ROOTS <sub>age 17</sub> (2)
<b>Outcome variables:</b>			
Suicidal thoughts (ST)	One item from the MFQ(33): I thought about killing myself. Responses were recoded into a binary format: no ST (original response option <i>Never</i> ) and ST (original response options <i>Sometimes</i> or <i>Mostly</i> or <i>Always</i> ).	×	×
Non-suicidal self-injury (NSSI)	One question from the Drug, Alcohol and Self-Injury (DASI) questionnaire asking about engaging in self-injury without suicidal intent during the last month. Responses were recoded into a binary format indicating the occurrence of NSSI or lack of thereof.	×	
	One question asking about the occurrence of lifetime NSSI.		×
<b>Predictors:</b>			
Conduct problems	11-item Antisocial Behaviour Questionnaire(23)	×	×
Anxiety	28-item Revised Children's Manifest Anxiety Scale(34)	×	×
Depression	29 items from the 33-item MFQ(33) (all items except for 4 items measuring suicidality)		
Obsessions and compulsions	11-item Revised Leyton Obsessional Inventory(22)	×	×
Distress	10-item Kessler Psychological Distress Scale (K10)(35)	×	×
Psychotic-like experiences	11 items selected from the 74-item Schizotypal Personality Questionnaire (SPQ)(36)	×	
	11 items from the 20-item semi-structured interview from the Diagnostic Interview Schedule for Children-IV(37)		×
Self-esteem	10-item Rosenberg Self-Esteem Questionnaire (*)(38)	×	×
Well-being	14-item Warwick-Edinburgh Mental Well-Being Scale(*)(39)	×	×
Impulsivity	15 items from the 30-item Barratt Impulsiveness Scale(40) selected based on exploratory factor analysis - loadings above .25	×	
Antisocial traits	Total score from the 17-item Antisocial Process Screening Device (APSD)(41)(41)	×	
Schizotypal traits	Total score from the 74-item Schizotypal Personality Questionnaire (SPQ)	×	×

\*scales were reversely scored, thus higher scores indicated lower self-esteem and well-being; for all other measures higher score indicates more psychopathology

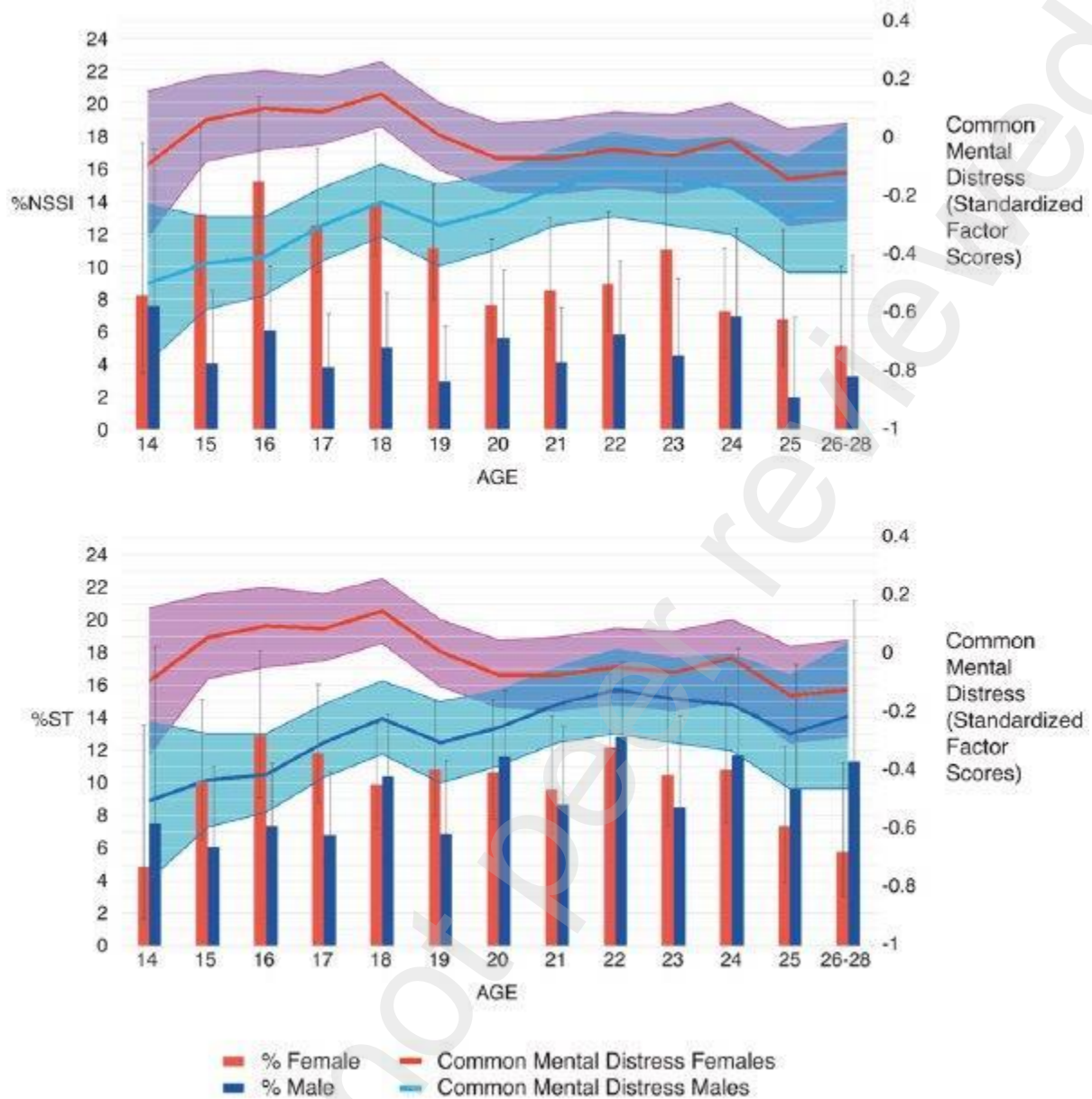


Figure 1. Percentages of non-suicidal self-injury (NSSI), suicidal thoughts (ST) and levels of Common Mental Distress in age groups for both sexes in Cohort 1

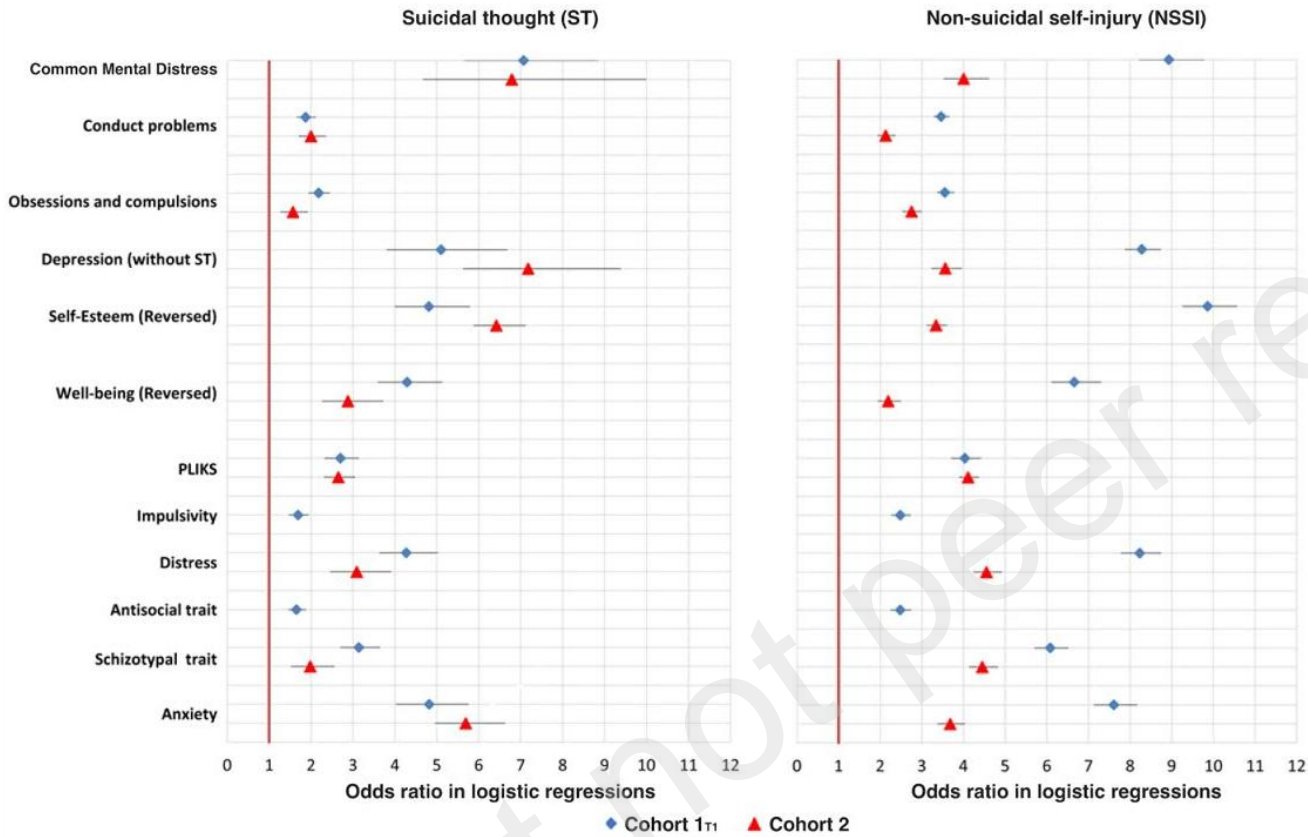
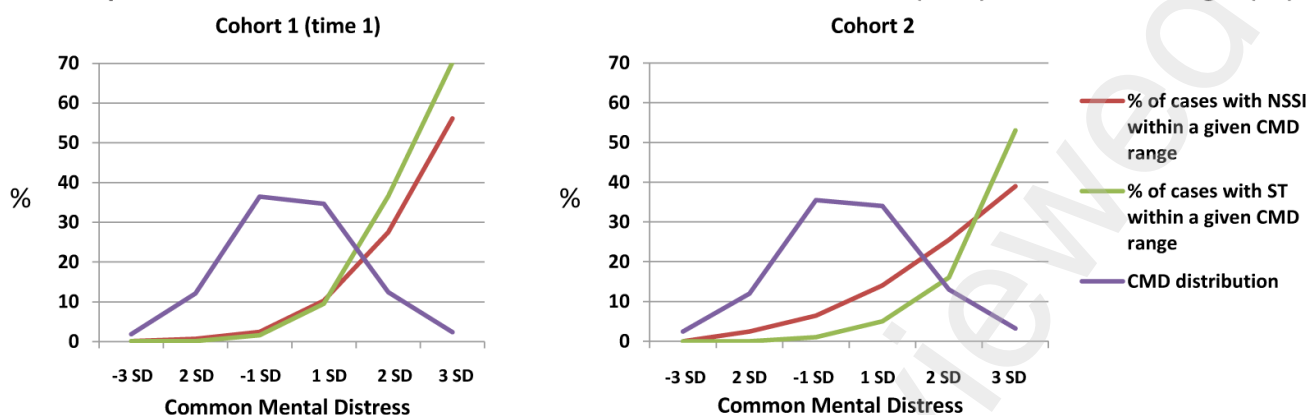


Figure 2: Odds ratio in logistic regressions for suicidal thoughts (ST) and non-suicidal self-harm (NSSI) as outcomes predicted by psychopathological predictors (listed on the left) here treated as a categorical variables with a cut-off point at 1SD; regressions were computed separately for each predictor and effects of age and sex were controlled each regression for in both cohorts.

**Dose-response effect of Common Mental Distress on non-suicidal self-harm (NSSI) and suicidal thought (ST)**



**The proportion of total reports of non-suicidal self-harm (NSSI) and suicidal thought (ST) broken down by standard deviations of Common Mental Distress**

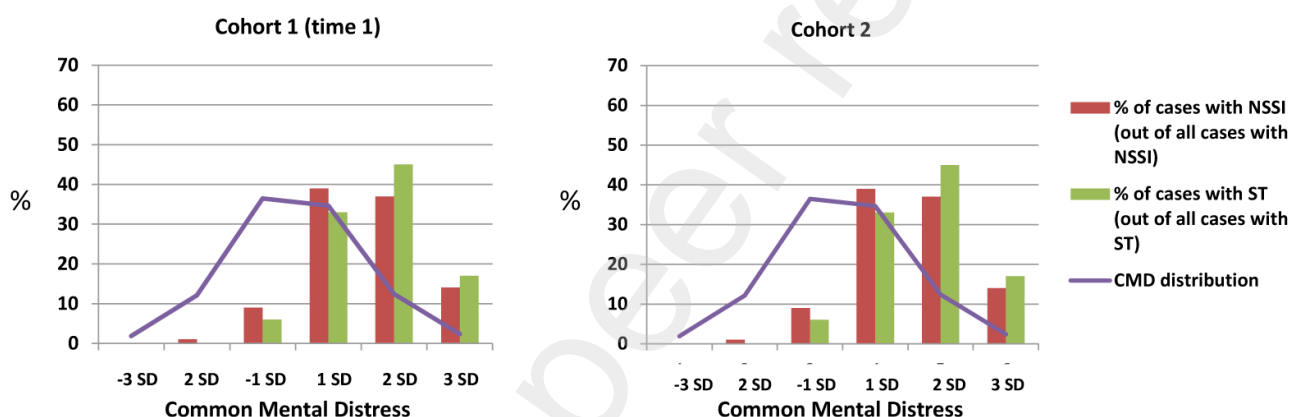
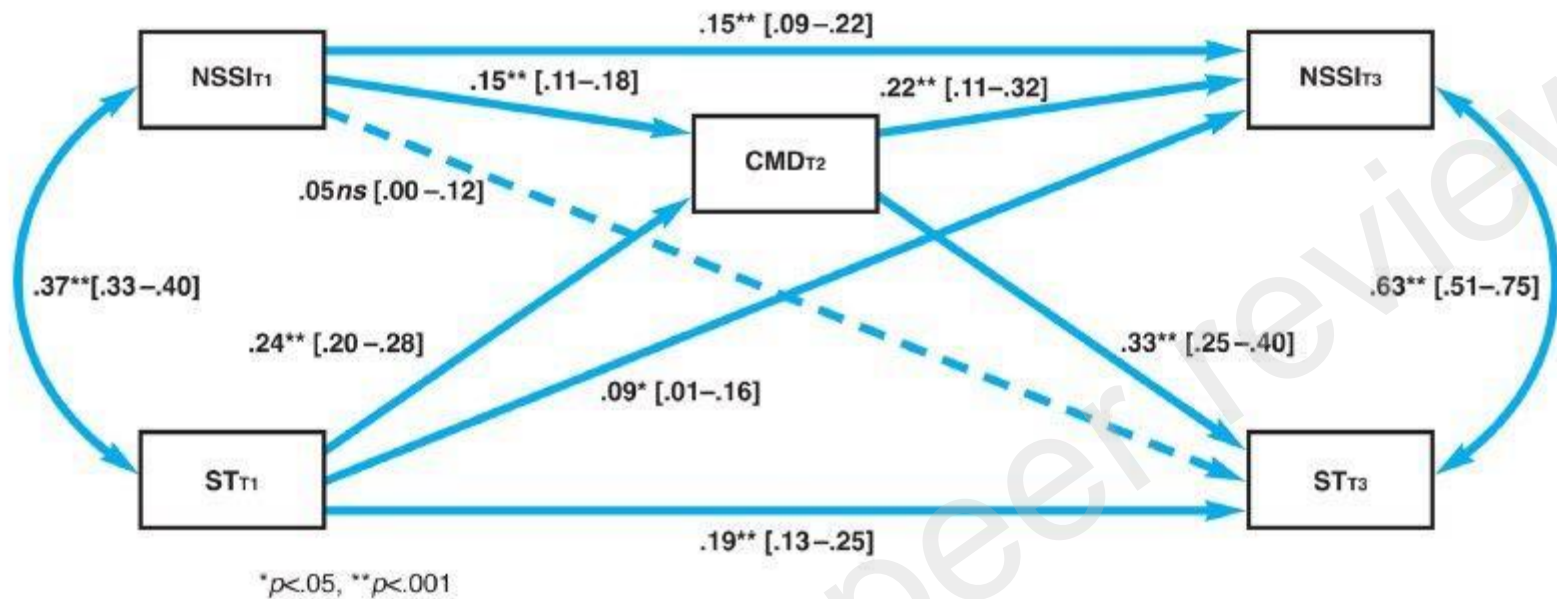


Figure 3: Upper panel shows dose-response effect of Common Mental Distress (CMD) on non-suicidal self-harm (NSSI) and suicidal thought (ST) in Cohort 1 and Cohort 2. Lower panel shows the proportion of total reports in of non-suicidal self-harm (NSSI) and suicidal thought (ST) broken down by standard deviations of Common Mental Distress; these add up to 100% from left to right. The normal population distribution of mental distress is shown by the purple line.





**NSSI<sub>T1</sub>** - Non-suicidal Self Injury at time 1  
**NSSI<sub>T3</sub>** - Non-suicidal Self Injury at time 3  
**ST<sub>T1</sub>** - Suicidal Thought at time 1  
**ST<sub>T3</sub>** - Suicidal Thought at time 3  
**CMD<sub>T2</sub>** - Common Mental Distress (Factor Score) at time 2

**Standardized indirect effects:**  
 Effects from NSSI<sub>T1</sub> to NSSI<sub>T3</sub> via CMD<sub>T2</sub>: 0.03\* [0.01 - 0.05]  
 Effects from ST<sub>T1</sub> to NSSI<sub>T3</sub> via CMD<sub>T2</sub>: 0.05\*\* [0.02 - 0.07]  
 Effects from NSSI<sub>T1</sub> to ST<sub>T3</sub> via CMD<sub>T2</sub>: 0.05\*\* [0.03 - 0.06]  
 Effects from ST<sub>T1</sub> to ST<sub>T3</sub> via CMD<sub>T2</sub>: 0.08\*\* [0.05 - 0.10]

Figure 4: Mediation effect of Common Mental Distress at time 2 in Cohort 2: Standardised pathway coefficients with confidence intervals.

## References:

1. Hawton K, Saunders EA, O'Connor R. Self-harm and suicide in adolescents. *Lancet*. 2012;379:2373-82.
2. Ribeiro JD, Franklin JC, Fox KR, et al. Self-injurious thoughts and behaviors as risk factors for future suicide ideation, attempts, and death: A meta-analysis of longitudinal studies. *Psychological Medicine*. 2016;46:225-36.
3. Cooper J, Kapur N, Webb R, et al. Suicide after deliberate self-harm: a 4-year cohort study. *American Journal of Psychiatry*. 2005;162(2):297-303.
4. Patton GC, Coffey C, Sawyer SM, et al. Global patterns of mortality in young people: a systematic analysis of population health data. *Lancet*. 2009;374:881-92.
5. Office of the Surgeon General (US), (US) NAAfSP. National Strategy for Suicide Prevention: Goals and Objectives for Action: A Report of the U.S. Surgeon General and of the National Action Alliance for Suicide Prevention. . Washington (DC): 2012.
6. Muehlenkamp JJ, Claes L, Havertape L, Plener PL. International prevalence of adolescent non-suicidal self-injury and deliberate self-harm. *J Child Psychol Psychiatry*. 2012;6(1):10.
7. Evans E, Hawton K, Rodham K, Deeks J. The prevalence of suicidal phenomena in adolescents: A systematic review of population-based study. *Suicide Life Threat Behav*. 2005;35.
8. Nielssen O, Wallace D, Large M. Pokorny's complaint: the insoluble problem of the overwhelming number of false positives generated by suicide risk assessment. *Br J Psych Bulletin*. 2017;41:18-20.
9. Quinlivan L, Cooper J, Meehan D, Longson D, Potokar J, Hulme T, et al. Predictive accuracy of risk scales following self-harm: multicentre, prospective cohort study. *Br J Psych*. 2017;210(6):429-36.
10. Pokorny AD. Prediction of suicide in psychiatric patients. Report of a prospective study. *Arch Gen Psychiatry*. 1983;40:249-57.
11. Shaffer D, Gould MS, Fisher P, et al. Psychiatric diagnosis in child and adolescent suicide. *Arch Gen Psychiatry*. 1996;53:339-48.
12. Nock MK, Joiner TE, Gordon KH, Lloyd-Richardson E, Prinstein MJ. Non-suicidal self-injury among adolescents: diagnostic correlates and relation to suicide attempts. *Psychiatry Res*. 2006;144.
13. Beckman K, Mittendorfer-Rutz E, Lichtenstein P, Larsson Almqvist C, Runeson B, Dahlin M. Mental illness and suicide after self-harm among young adults: long-term follow-up of self-harm patients, admitted to hospital care, in a national cohort. *Psychol Med*. 2016;46:3397–405.
14. Windfuhr K, While D, Kapur N, Ashcroft DM, Kontopantelis E, Carr MJ, et al. Suicide risk linked with clinical consultation frequency, psychiatric diagnoses and psychotropic medication prescribing in a national study of primary-care patients. *Psychol Med*. 2016;46:3407–17.
15. Caspi A, Houts RM, Belsky DW, et al. The p Factor: One General Psychopathology Factor in the Structure of Psychiatric Disorders? *Clinical Psychological Science*. 2014;2(2):119-37.
16. Patalay P, Fonagy P, Deighton J, Belsky J, Vostanis P, Wolpert M. A general psychopathology factor in early adolescence. *Br J Psych*. 2015;207:15–22.
17. Stochl J, Khandaker GM, Lewis G, et al. Mood, anxiety and psychotic phenomena measure a common psychopathological factor. *Psychol Med*. 2015;45:1483-93.
18. Krueger RF. The structure of common mental disorders. *Arch Gen Psychiatry*. 1999;56:921-6.
19. Rose G, Khaw M, Marmot G, Kay-Tee K, Marmot M. Chapter 3: The relation of risk to exposure. *Rose's strategy of preventive medicine (New ed)*. Oxford: Oxford University Press; 2008.
20. Kiddle B, Inkster B, Prabhu G, et al. The NSPN 2400 Cohort: a developmental sample supporting the Wellcome Trust NeuroScience in Psychiatry Network. *Int J Epidemiol*. 2017.

21. Goodyer IM, Croudace T, Dunn V, Herbert J, Jones BP. Cohort Profile: Risk patterns and processes for psychopathology emerging during adolescence: the ROOTS project. *Int J Epidemiol.* 2010;39(2):361-9.
22. Bamber D, Tamplin A, Park RJ, Kyte ZA, Goodyer IM. Development of a short Leyton Obsessional Inventory For Children and Adolescents. *J Am Acad Child Adolesc Psychiatry.* 2002;41(10):1246-52.
23. St Clair MC, Jones PB, Fonagy P, et al. Self-reported mental health in adolescence and young adults: characterising the structure of thoughts, feelings and behaviours in a community sample. *PLOS One.* 2016.
24. Wasserman D, Hoven CW, Wasserman C, et al. School-based suicide prevention programmes: the SEYLE cluster-randomised, controlled trial. *Lancet.* 2015;385:1536-44.
25. Kelleher I, Corcoran P, Keeley H, et al. Symptoms and Population Risk for Suicide Attempt: A Prospective Cohort Study. *JAMA Psychiatry.* 2013;70(9):940–8.
26. Lahey BB, Krueger RF, Rathouz PJ, Waldman ID, Zald DH. A hierarchical causal taxonomy of psychopathology across the life span. *Psychol Bull.* 2017;143(2):142-86.
27. Foulds GA, Bedford A. Hierarchy of classes of personal illness. *Psychol Med.* 1975;5:181-92.
28. Sturt E. Hierarchical patterns in the distribution of psychiatric symptoms. *Psychol Med.* 1981;11:783-92.
29. Kotov R, Krueger RF, Watson D. A paradigm shift in psychiatric classification: the Hierarchical Taxonomy Of Psychopathology (HiTOP) *World Psychiatry.* 2018;17(1):24-5.
30. Victor SE, Klonsky ED. Correlates of suicide attempts among self-injurers: A meta-analysis. *Clin Psychol Rev.* 2014.
31. Quinlivan L, Cooper J, Davies L, Hawton K, Gunnell D, Kapur N. Which are the most useful scales for predicting repeat self-harm? A systematic review evaluating risk scales using measures of diagnostic accuracy. *BMJ Open.* 2016;6(2).
32. Franklin JC, Ribeiro JD, Fox KR, et al. Risk factors for suicidal thoughts and behaviors: A meta-analysis of 50 years of research. *Psychol Bull.* 2017.
33. Hammerton G, Zammit S, Potter R, Thapar A, Collishaw S. Validation of a composite of suicide items from the Mood and Feelings Questionnaire (MFQ) in offspring of recurrently depressed parents. *Psychiatry Res.* 2014;216:82-8.
34. Reynolds CR. Concurrent validity of what I think and feel: The revised children's manifest anxiety scale. *J Consult Clin Psychol.* 1980;48(6):774-5.
35. Furukawa TA, Kessler RC, Slade T, Andrews G. The performance of the K6 and K10 screening scales for psychological distress in the Australian National Survey of Mental Health and Well-Being. *Psychol Med.* 2003;2:357-62.
36. Raine A. The SPQ: A scale for the assessment of schizotypal personality based on DSM-III-R criteria. *Schizophrenia Bull.* 1991;17:555-64.
37. Shaffer D, Fisher P, Lucas CP, Dulcan MK, Schwab-Stone ME. NIMH Diagnostic Interview Schedule for Children Version IV (NIMH DISC-IV): description, differences from previous versions, and reliability of some common diagnoses. *J Am Acad Child Adolesc Psychiatry.* 2000;39:28–38.
38. Rosenberg M. *Society and the adolescent self-image.* Princeton, NJ: Princeton University Press; 1965.
39. Tennant R, Hiller L, Fishwick R, et al. The Warwick-Edinburgh mental well-being scale (WEMWBS): development and UK validation. *Health Qual Life Outcomes.* 2007;5(63).
40. Patton JH, Stanford MS, Barratt ES. Factor structure of the Barratt Impulsiveness Scale. *Journal of Clinical Psychology.* 1995;51:768-74.
41. Poythress NG, Douglas KS, Falkenbach D, et al. Internal consistency reliability of the self-report antisocial process screening device. *Assessment.* 2006;13:107-13.

Preprint not peer reviewed