

## Rapid Plugged Flow Synthesis of Nucleoside Analogues via Suzuki-Miyaura Coupling and Heck Alkenylation of 5-Iodo-2'-Deoxyuridine (or Cytidine)

Sujeet Gaware,<sup>a</sup> Santosh Kori,<sup>a,b</sup> Jose Luis Serrano,<sup>c</sup> Rambabu Dandela,<sup>a</sup> Stephen Hilton,<sup>d</sup> Yogesh S. Sanghvi,<sup>e</sup>

Anant R. Kapdi<sup>b,\*</sup>

<sup>a</sup>Department of Chemistry, Institute of Chemical Technology- Indian Oil Odisha, Campus, IIT Kharagpur Extension Centre, Mouza Samantpuri, Bhubaneswar, Odisha-751013, India

<sup>b</sup>Department of Chemistry, Institute of Chemical Technology, Nathalal Parekh road, Matunga, Mumbai-400019, India

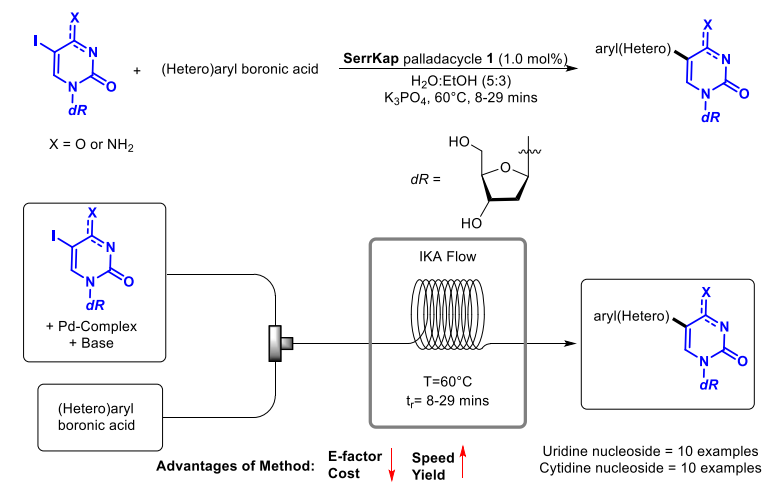
<sup>c</sup>Departamento de Ingeniería Química y Ambiental. Área de Química Inorgánica, Universidad Politécnica de Cartagena member of European University of Technology, 30203 Cartagena, Spain

<sup>d</sup>UCL School of Pharmacy, 29-39 Brunswick Square, London WC1N 1AX, United Kingdom

<sup>e</sup>Rasayan Inc., 2802, Crystal Ridge, Encinitas, CA92024-6615, California, USA

Corresponding author email id: ar.kapdi@ictmumbai.edu.in

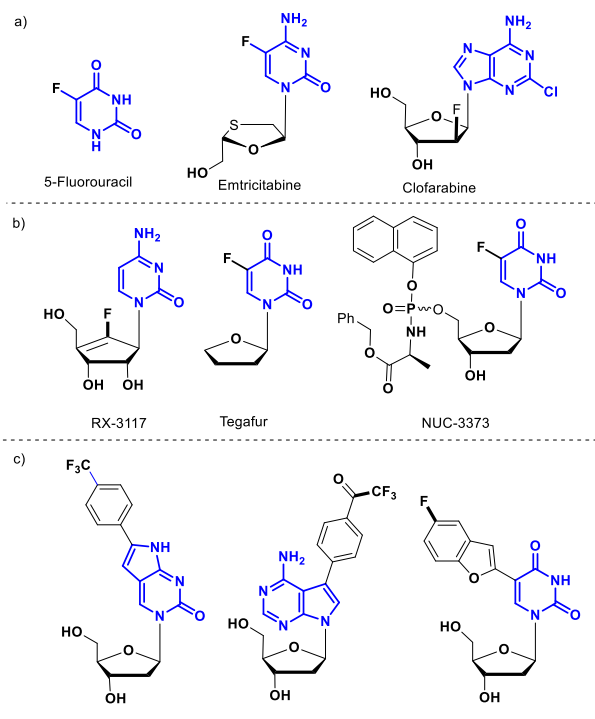
### Graphical abstract



**Abstract:** Nucleosides modification via conventional cross-coupling has been performed using different catalytic systems and found to take place via long reaction times. However, since the pandemic, nucleoside-based antivirals and vaccines have received widespread attention and the requirement for rapid modification and synthesis of these moieties has become a major objective for researchers. To address this challenge, we describe the development of a rapid flow-based cross-coupling synthesis protocol for a variety of C5-pyrimidine substituted nucleosides. The protocol allows for facile access to multiple nucleoside analogues in very good yields in a few minutes compared to conventional batch chemistry. To highlight the utility of our approach, the synthesis of an anti-HSV drug, BVDU was also achieved in an efficient manner using our new protocol.

## 1. Introduction

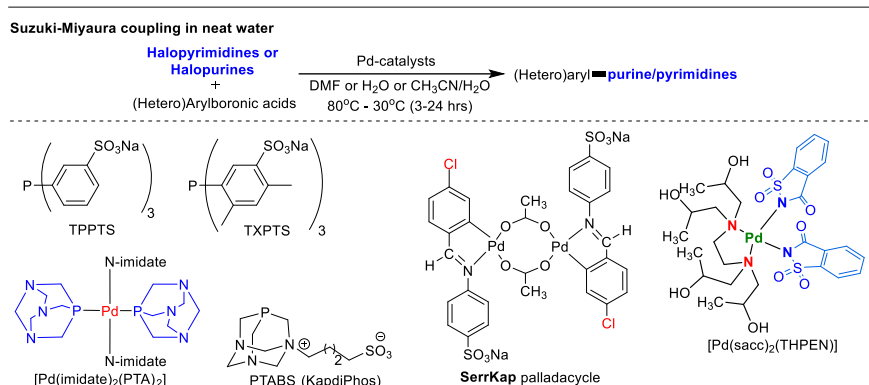
Nucleosides are privileged structural motifs with a wide array of biological activity, that has led to significant investment in their syntheses over the past few decades. The current Covid-19 pandemic and the potential of nucleosides as therapeutics have further enhanced their appeal.<sup>1</sup> The presence of nucleoside scaffolds in a variety of antiviral and anticancer drugs such as acyclovir, remdesivir, penciclovir, emtricitabine and clofarabine has contributed greatly towards the rapid developments taking place in this field (Figure **1a** & **1b**).<sup>2</sup> Functionalization of the nucleoside base also provides access to useful biological probes that could exhibit enhanced fluorescent properties than the parent nucleosides (Figure **1c**).<sup>3</sup>



**Figure 1:** a) Nucleoside-based antivirals, b) nucleoside-based anticancer agents, c) fluorescent nucleoside-based probes

The introduction of aromatic or heteroaromatic functionalities on the nucleosides (that help enhance the fluorescent properties) via metal-catalyzed cross-coupling reactions<sup>4</sup> (especially palladium-catalyzed Suzuki-Miyaura coupling) has been extensively explored.<sup>5</sup> Contributions by the research groups of Len,<sup>6</sup> Shaughnessy,<sup>7</sup> Lakshman<sup>8a</sup> and many others<sup>8b-f</sup> are acknowledged for their advances in the area of nucleoside modification. We have also been active in the development of several catalytic systems (palladium-based) allowing efficient cross-coupling.<sup>9</sup> Starting with [Pd(imidate)<sub>2</sub>(PTA)<sub>2</sub>]<sup>10</sup> allowing the Suzuki-Miyaura cross-coupling of all four nucleosides, PTABS (KapdiPhos)<sup>11</sup> in combination with Pd(II) precursor allowing the isolation via column-free procedure (as well as catalyst recyclability), SerrKap palladacycle<sup>12</sup> as a phosphine-free catalyst and recently, [Pd(sacc)<sub>2</sub>(THPEN)]<sup>13</sup> another

example of water-soluble phosphine-free catalyst promoting the coupling to take place at ambient temperature (Scheme 1).



**Scheme 1:** Catalytic systems used for Suzuki-Miyaura cross-coupling of nucleosides in literature.

Despite the tremendous developments that have taken place in this area of research, most catalytic processes are time consuming (conventional flask conditions) and are plagued with the formation of unwanted by-products (hydrodehalogenation of the halonucleosides), which leads to lower product yields. Purification procedures for the isolation of the desired product involve the employment of large amounts of solvent and silica.<sup>14</sup>


To overcome these limitations, we herein report the expedient synthesis of C5 modified 2'-deoxyuridine (or cytidine) analogues using a plugged flow reactor bringing about a significant reduction in the reaction time as well as the usage of the solvent with the isolation of the product via a column-free protocol. With the whole procedure performed under non-inert conditions (without N<sub>2</sub> gas), the flow catalytic protocol provides a definite advantage over conventional conditions requiring a rigorous inert atmosphere. The scale-up potential of our approach was also demonstrated on a multigram synthesis of an antiviral nucleoside.

## 2. Results and Discussion:

Palladium-catalyzed Suzuki-Miyaura cross-couplings have been an essential tool for the synthesis of many functionalised molecules including modified nucleoside analogues.<sup>15</sup> The ease of employing and handling of the boronic acids as well as the ready availability of these reagents makes Suzuki-Miyaura couplings a preferred protocol. Several catalytic systems have been developed over the years for the functionalization of nucleosides in a variety of solvents and in many cases a single catalytic system wasn't available for transformation of all 4 natural nucleosides.<sup>10,11</sup> This problem was overcome by our group through the development of catalytic systems that were able to functionalize all 4 nucleosides efficiently (see Scheme 1). Performing the catalytic reactions in reaction vessels (Schlenk tubes or round bottom flasks) is a common practice but often fails at higher concentrations making the scale-up difficult.<sup>16</sup> The catalytic processes may require product isolation via column chromatographic purification involving large quantities of volatile organic solvents. Therefore, process improvements for more efficient cross-coupling are warranted.

Flow chemistry<sup>17-20</sup> involving the employment of continuous-flow reactors in the past decade has proven to be a powerful alternative to batch reactor systems to increase both yields and selectivity<sup>21</sup> in chemical reactions. This technological advancement has proven to be advantageous as it allows reactions to be performed under safe working conditions<sup>22</sup> (hazardous and reactive substrates can also be handled safely)<sup>23</sup>, as well as shortening the process time compared to the batch process. Furthermore, automation of parameters such as temperature and pressure can help with reproducibility in continuous flow reactors compared to classical batch techniques.<sup>24</sup> Research groups of Ley,<sup>25</sup> Kappe,<sup>26</sup> Noel<sup>27</sup> have made significant contributions to the microreactor flow technology for synthesis. More recently, the Hilton group has been using microreactor flow technology<sup>29</sup> popular with both chemical and process engineers.<sup>30-31</sup>

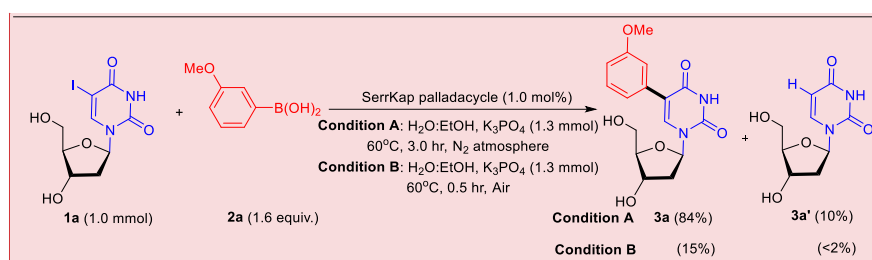
For the development of an expeditious catalytic process for nucleoside modification, we, therefore, decided to employ the above-mentioned flow methodology. The following set-up was used for performing the screening as well as the scope for the Suzuki-Miyaura cross-coupling of 5-iodo-2'-deoxyuridine (I-dU) or 5-iodo-2'-deoxycytidine (I-dC) with heteroarylboronic acids using SerrKap Palladacycle catalyst in H<sub>2</sub>O:EtOH solvent system (Figure 2).



**Figure 2:** Flow reaction set-up for the Suzuki-Miyaura cross-coupling of 5-iodo-2'-deoxyrimidines.

The correct choice of solvent was necessary to maintain the homogeneity of the reaction mixture as any solid particle formation during the reaction could be detrimental to the flow system leading to channel blockage. The use of H<sub>2</sub>O:EtOH (2:1) as a solvent system allowed

the catalytic transformation between I-dU (**1a**) and 3-methoxyphenyl boronic acid (**2a**) with SerrKap palladacycle in the conventional Schlenk conditions under inert N<sub>2</sub> atmosphere without any solid formation and was therefore applicable to continuous flow as the catalytic solution was observed to be completely homogeneous throughout the reaction. The product **3a** was isolated (84%) upon column chromatography. A small amount of hydro-dehalogenated starting material (**3a'**, 10%) was also obtained (Scheme 2). We also performed a similar reaction at 60 °C for 30 minutes under air (rather than an inert N<sub>2</sub> atmosphere) to check the effect of the conditions on the reaction performed Schlenk conditions. The reaction was found to lead to product formation, but only 15% product was formed along with trace amounts of deiodinated starting material and the remaining material was determined to be 5-iodo-2'-deoxyuridine, suggesting the reduction in catalytic activity of the SerrKap palladacycle under the given conditions.



**Scheme 2:** Conventional Suzuki-Miyaura cross-coupling of 5-iodo-2'-deoxyuridine (**1a**) with 3-methoxyphenyl boronic acid (**2a**).

We envisaged that flow chemistry may speed-up the reaction time and thus avoid the formation of undesired **3a'** which had proven difficult to separate. First, the internal reactor volume was estimated by injecting a dilute solution of KMnO<sub>4</sub> (0.1M) into the flow system. Passing the solution at a rate of 1.0 mL/min provided an overall internal reactor volume of 17.5 mL using 4 circular disk reactors (shown in Figure 2).

**Commented [Ak1]:** As per referee suggestions, we have done a reaction in air for 30 mins to see a reduction in product yield under the flask conditions

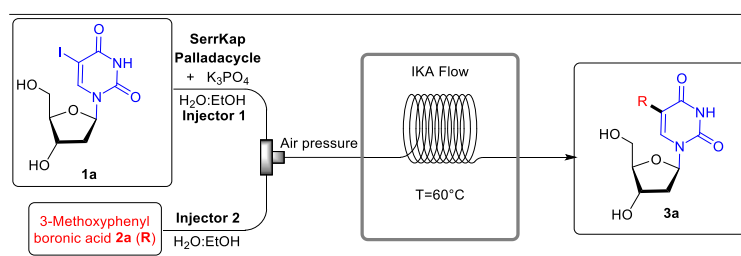
Second, the screening of various catalytic conditions for the Suzuki-Miyaura cross-coupling of I-dU with 3-methoxyphenyl boronic acid indicated SerrKap to be the best choice of catalyst. For the flow set-up, I-dU, SerrKap palladacycle and base ( $K_3PO_4$ ) were dissolved in  $H_2O:EtOH$  (3:2) and pumped via injector 1, while injector 2 was used for 3-methoxyphenyl boronic acid in  $H_2O:EtOH$  (3:2). The temperature of the reactor block was maintained at 60 °C (improved solubility of the substrate observed at 60 °C). Both solutions were pumped using an air-pump without the use of nitrogen gas.

The flow-reaction was tested first at 0.5 mol% of SerrKap palladacycle at a flow rate of 0.7 mL/min (9-10 kPa) for 25 minutes providing only 20% product (Entry 1, Table 1). An increase in the catalyst concentration to 1.0 mol% brought about a slight increase in yield (35%, Entry 2, Table 1). The impact of reagent concentration was next explored as a more diluted reaction mixture (8 mL as compared to 6 mL in the previous two entries of  $H_2O:EtOH$  solvent mixture) provided further increases in the product formation (45%, Entry 3, Table 1). Increasing the solvent volume to 12 mL further improved the reactivity (65%, Entry 4, Table 1). Next, to assess the effect of solvent flow rate by varying the pressure, it was increased from 9-10 kPa (0.7 mL/min) in the previous entries to 15-16 kPa (1.0 mL/min) for Entry 5. However, lower yield (52%) prompted us to further optimize the reaction dilution (15 mL) resulting in higher yield of 86% (Entry 6, Table 1). Encouraged by the improvement in yield, we increased the flow rate (2 mL/min) to reduce the overall reaction time. Although the yield of the desired product did not appreciably improve, reduction in the total reaction time was achieved (Entry 7, Table 1). Attempts to reduce catalyst concentration impacted the reactivity adversely. Therefore, it was best to continue further optimization of the reaction with 1.0 mol% of SerrKap palladacycle (Entries 8-9, Table 1). The replacement of inorganic base  $K_3PO_4$  with another base  $K_2CO_3$  or organic base  $Et_3N$  or DBU brought about reduction in the product yield (Entries 10-12, Table 1). All the previous reactions were performed using 1.6 equiv. of 3-



methoxyphenyl boronic acid with respect to the starting I-dU. It was observed that the reduction in the amount of the boronic acid to 1.3 equiv. did not affect the catalytic efficiency, but any further reduction (1.2 eq.) led to a lower yield of the product (Entries 13-16, Table 1). Base concentration ( $K_3PO_4$ ) was found to affect the catalytic reactivity positively with 1.05 eq. providing higher product yield (95%, Entry 18, Table 1).

**Table 1:** Screening study for the development of flow catalytic Suzuki-Miyaura cross-coupling of 5-iodo-2'-deoxyuridine with 3-methoxyphenyl boronic acid.



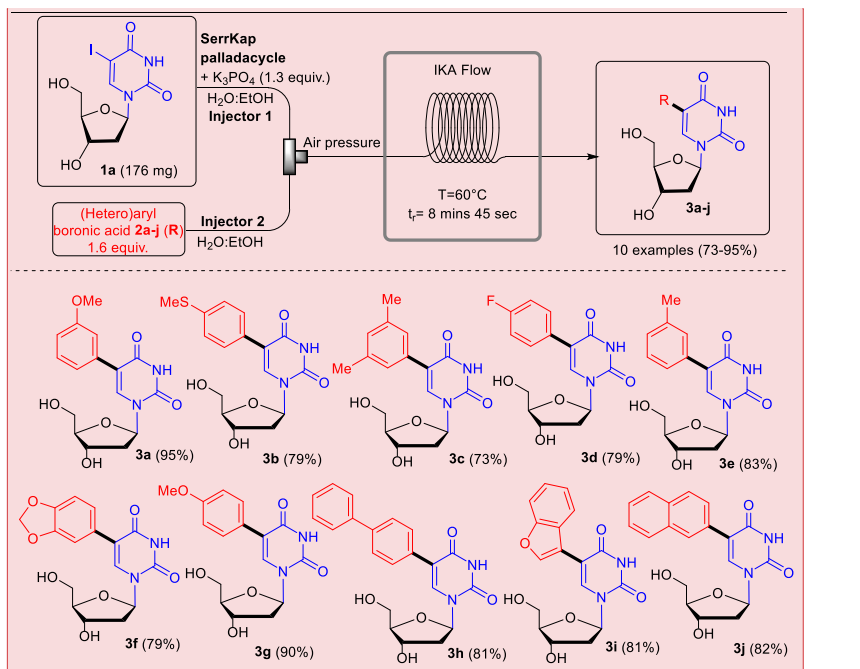
Sr. No	1a	2a 1.6 eq	SerrKap palladacycle Mole %	Solvent $H_2O:EtOH$	Flow Rate (Residence time)	Pressure (kPa)	Base 1.3 eq	% Yield
1)	176 mg (0.167 M)	120 mg (0.263M)	0.5	4+2 mL	0.7 mL/min (25 min)	9-10	138 mg	20
2)	176 mg (0.167 M)	120 mg (0.263 M)	1	4+2 mL	0.7 mL/min (25 min)	9-10	138 mg	35
3)	176 mg (0.125M)	120 mg (0.197 M)	1	5+3 mL	0.7 mL/min (25 min)	9-10	138 mg	45
4)	176 mg (0.083 M)	120 mg (0.132 M)	1	8+4 mL	0.7 mL/min (25 min)	9-10	138 mg	65
5)	176 mg (0.083 M)	120 mg (0.132 M)	1	8+4 mL	1.0 mL/min (17.5 min)	15-16	138 mg	52
6)	176 mg (0.067 M)	120 mg (0.105 M)	1	10+5 mL	1.0 mL/min (17.5 min)	15-16	138 mg	86
7)	176 mg (0.067 M)	120 mg (0.105M)	1	10+5 mL	2.0 mL/min (8 min 45sec)	35-36	138 mg	83
8)	176 mg (0.067 M)	120 mg (0.105M)	0.75	10+5 mL	2.0 mL/min (8 min 45sec)	35-36	138 mg	62
9)	176 mg (0.067 M)	120 mg (0.105M)	0.5	10+5 mL	2.0 mL/min (8 min 45sec)	35-36	138 mg	46
10)	176 mg (0.067 M)	120 mg (0.105M)	1	10+5 mL	2.0 mL/min (8 min 45sec)	35-36	90 $\mu$ l ( $NEt_3$ )	56
11)	176 mg (0.067 M)	120 mg (0.105M)	1	10+5 mL	2.0 mL/min (8 min 45sec)	35-36	97 $\mu$ l (DBU)	65
12)	176 mg (0.067 M)	120 mg (0.105M)	1	10+5 mL	2.0 mL/min (8 min 45sec)	35-36	90 mg ( $K_2CO_3$ )	41
13)	176 mg	114 mg	1	10+5 mL	2.0 mL/min	35-36	138 mg	83

	(0.067 M)	(1.5 eq.) (0.1M)			(8 min 45 sec)			
14)	176 mg (0.067 M)	106 mg (1.4 eq.) (0.093M)	1	10+5 ml	2.0 mL/min (8 min 45 sec)	35-36	138 mg	83
15)	176 mg (0.067 M)	98 mg (1.3 eq.) (0.086M)	1	10+5 mL	2.0 mL/min (8 min 45 sec)	35-36	138 mg	83
16)	176 mg (0.067 M)	90 mg (1.2 eq.) (0.079M)	1	10+5 mL	2.0 mL/min (8.0 min 45 sec)	35-36	138 mg	71
17)	176 mg (0.067 M)	98 mg (1.3 eq.) (0.086M)	1	10+5 mL	2.0 mL/min (8 min 45 sec)	35-36	127 mg (1.2)	89
<b>18)</b>	<b>176 mg (0.067 M)</b>	<b>98 mg (1.3 eq.) (0.086M)</b>	<b>1</b>	<b>10+5 mL</b>	<b>2.0 mL/min (8 min 45 sec)</b>	<b>35-36</b>	<b>111 mg (1.05)</b>	<b>95</b>

Under the fully optimized catalytic conditions with 1.0 mol% SerrKap palladacycle, at a flow rate of 2.0 mL/min (pressure of 35-36 kPa), 60°C reaction temperature, reaction of I-dU with 3-methoxyphenyl boronic acid (1.3 eq.) and K<sub>3</sub>PO<sub>4</sub> (1.05 eq.) as the base proceeded in less than 9 minutes in 95% yield. Compared to the same reaction performed in a reaction flask, it

required 3.0 hrs under nitrogen atmosphere and column chromatographic purification for the isolation of the cross-coupled product (due to the presence of the dehalogenated byproduct). The flow chemistry protocol saved time and obviated the need for an inert nitrogen atmosphere. Significantly shorter reaction time enabled reduction (undetectable) of dehalogenated product in all the performed reactions. The separation of product was simplified from the trace amount of starting material by washing with water.

To further demonstrate the utility of this protocol, additional examples of arylboronic acids were tested as coupling partners. 4-Thiomethylphenylboronic acid (**2b**), 3,5-dimethylphenyl boronic acid (**2c**), 4-fluorophenylboronic acid (**2d**) and 3-methylphenylboronic acid (**2e**) were evaluated as the nucleophilic coupling partners furnishing the products in good (73-82%) yield (**3b-e**, Scheme 3). Good yields were also observed for 4-methoxyphenylboronic acid (**2g**), 4-biphenyl boronic acid (**2h**), 3-benzofuranyl boronic acid (**2i**) and 2-naphthylboronic acid (**2j**) (**3f-j**, Scheme 3). Given the short reaction time, this protocol may find utility in generating a library of compounds for rapid SAR study.

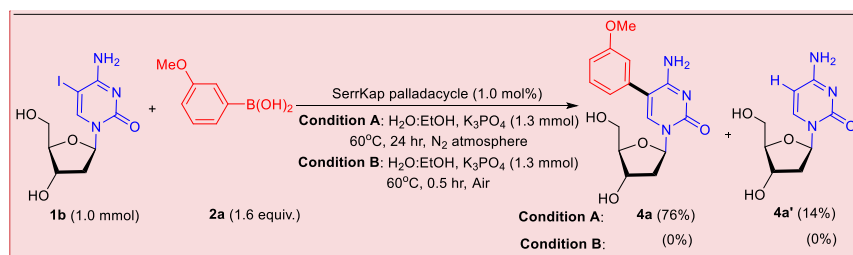


**Scheme 3:** Flow catalytic Suzuki-Miyaura cross-coupling of 5-iodo-2'-deoxyuridine with different boronic acids.

Like uridine, C5 derivatives of cytidine have also found applications as possible fluorescent or bioprobes<sup>31</sup> by the introduction of aromatic functionalities. Suzuki-Miyaura cross-coupling methodology<sup>32</sup> has proven to be the most applicable in this endeavour. A typical catalytic protocol for the coupling of 5-iodo-2'-deoxycytidine (I-dC) with arylboronic acid proceeds with relatively lower reactivity compared to its uridine counterpart partly due to the more electron-rich nature of the heterocyclic ring that resists the attack of the nucleophile as a part of the catalytic coupling pathway. We have in recent years demonstrated the capability of several of our catalytic systems to efficiently couple I-dC with different arylboronic acids.<sup>10-13</sup> However, the reaction has been relatively slower than uridine coupling processes (up to 24 hrs). Below, we have demonstrated one such Suzuki-Miyaura cross-coupling of I-dC (**1b**) with 3-methoxyphenylboronic acid (**2a**) with SerrKap palladacycle<sup>11</sup> (1.0 mol%) in a  $H_2O:EtOH$

Commented [Ak2]: Changes made

solvent system under an inert nitrogen atmosphere at 60 °C. Although good reactivity was observed under the conditions, the reaction takes 24 hrs to provide 76% of the coupled product (**4a**) with 14% of the dehalogenated product **4a'** (Scheme 4). Isolation of the product **4a** required column chromatography. Longer reaction times compounded by lower reactivity of the cytidine substrate leads to higher amount of **4a'**. This could be avoided if speed of the reaction is enhanced as demonstrated with the uridine examples. We also performed a similar reaction at 60 °C for 30 minutes under air (rather than inert N<sub>2</sub> atmosphere) to check the effect of the conditions on the reaction performed Schlenk conditions. No product formation was observed when the reaction was performed for only 30 minutes, which provides an impetus for the employment of flow chemistry methodology to expedite the catalytic reaction via higher molecular interactions.



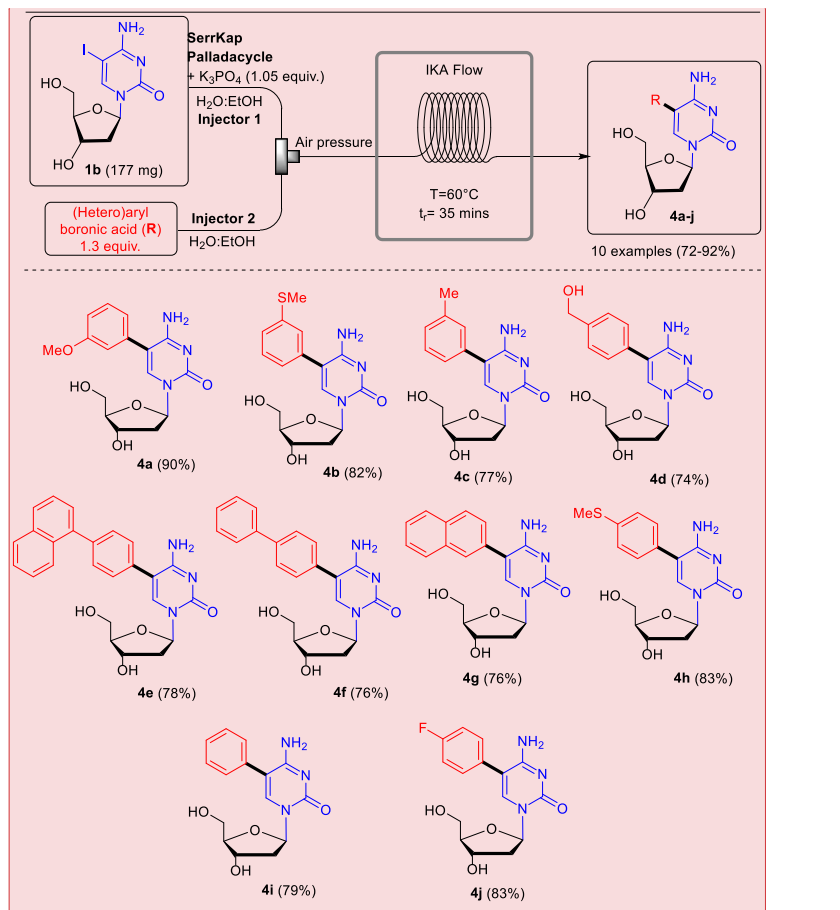
**Commented [Ak3]:** As per referee suggestions, we have done a reaction in air for 30 mins to see a reduction in product yield under the flask conditions

**Scheme 4:** Conventional Suzuki-Miyaura cross-coupling of 5-iodo-2'-deoxycytidine with 3-methoxyphenyl boronic acid.

To investigate the feasibility of coupling I-dC with 3-methoxyphenyl boronic acid, reaction screening studies were conducted. After a thorough investigation that would promote the coupling to proceed in a relatively faster reaction time, not requiring the use of inert nitrogen atmosphere and avoiding chromatographic isolation of the product, the optimum conditions were obtained with 1.0 mol% SerrKap catalyst at a flow rate of 0.6 mL/min (H<sub>2</sub>O:EtOH, 12+8 mL) and pressure of 8-9 kPa, which provided best yield of 90% in 29 minutes (Table 2). The application of flow catalytic conditions has once again improved the reactivity and drastically



The coupling of I-dC with different arylboronic acids was next explored. Rapid conversion of the starting material was observed in all cases with most substrates converting efficiently to the respective coupled products in good to excellent yields irrespective of the substituents on the arylboronic acid moiety or the nucleophilicity of the reagents utilized (Scheme 5). Electron-donating substituents such as MeO, MeS, Me or naphthyl reacted well, while 4-fluorophenyl boronic acid also provided comparable yield of the desired cross-coupled product. Isolation of the products in all the cases was done via a column-free technique, which also sets the stage for performing the flow catalytic reaction in a continuous manner to demonstrate the potential for possible commercial scale-up.



**Scheme 5:** Flow catalytic Suzuki-Miyaura cross-coupling of 5-iodo-2'-deoxycytidine with different boronic acids.

Rapid synthesis of modified nucleoside analogues is synthetically useful and certainly opens an opportunity to extensively apply flow chemistry-based catalytic methodologies<sup>33</sup> not only for the synthesis of coupled products (as mentioned in this report) but also performing rapid multistep synthetic strategies for a variety of nucleoside-based commercially relevant drugs<sup>34</sup>. Contributions from Jamison<sup>35</sup> and Watts<sup>36</sup> laboratories need special mention for the development of several flow chemistry-based scale-up protocols for bio-active nucleosides.

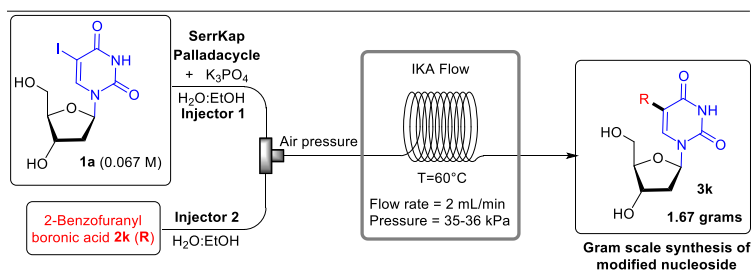
Commented [Ak4]: Changes made



Inspired by this effort, we further envisaged performing gram scale synthesis of **3k** via semi-continuous flow methodology by injecting the reaction solutions multiple times and isolating the cross-coupled product at the end.

The same IKA Flow set-up was used for the scale-up study. Conditions such as the catalyst concentration, flow rate or the pressure used for carrying out the reaction were kept the same but multiple injections (18 times) with a slightly increased concentration of the substrates were injected. Each run required 8 minutes 35 seconds with a collection time of 5 minutes 20 seconds between each run to make sure the reaction mixture from the previous run is completely eluted. After a semi-continuous run of 2 hrs and 42 minutes, the reaction mass collected (180 mL) was further processed for the column-free isolation of the coupled product giving a combined yield of 1.67 grams. Based on the concentration of starting material utilized, an overall yield of 79% was obtained (see SI material for details).

**Table 3:** Multi-gram scale-up of Suzuki-Miyaura cross-coupling of 5-iodo-2-deoxyuridine with 2-benzofuranyl boronic acid using SerrKap palladacycle under semi-continuous flow conditions.

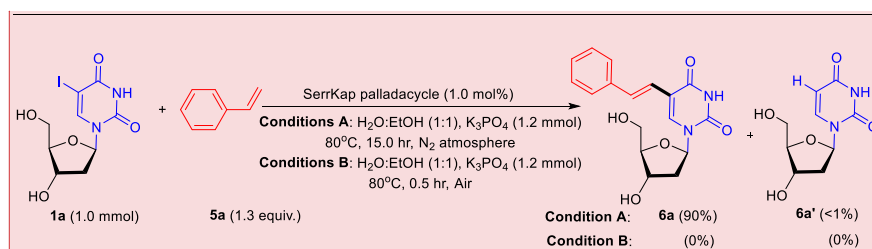


S. No.	XX (1.3eq)	SerrKap palladacycle Mole %	Solvent $H_2O : EtOH$ (5:3 v/v)	$K_3PO_4$ 1.05 eq	Injection time for reaction mass	Reaction mass Collection time (5 min 20 sec)	
						From	To
1)	0.086 M	1	10 mL	74 mg	0 min	8 min 35 sec	14 min 15 sec
2)	0.086 M	1	10 mL	74 mg	8 min 45 sec	17 min 20 sec	23 min
3)	0.086 M	1	10 mL	74 mg	17 min 30 sec	26 min 05 sec	31 min 45 sec
4)	0.086 M	1	10 mL	74 mg	26 min 15 sec	34 min 50 sec	40 min 30 sec
5)	0.086 M	1	10 mL	74 mg	35 min	43 min 35 sec	49 min 15 sec
6)	0.086 M	1	10 mL	74 mg	43 min 45 sec	52 min 20 sec	58 min



opportunity to incorporate various functionalities with ease and provide straightforward access to many functional molecules.<sup>40, 41</sup>

In comparison to the Suzuki-Miyaura cross-couplings, Heck reactions are relatively slower and require longer reaction times, higher catalyst loading as well as inert conditions to avoid deactivation of the catalyst. Introduction of the developed flow catalytic protocol (see *Vide Infra*) would most certainly help overcome these challenges. Isolation of the product using column-free method would also make this protocol more sustainable. Before proceeding with the employment of flow reactor for expediting the catalytic process, it was necessary to perform a typical Heck reaction in a flask containing I-dU (**1a**) and styrene (**5a**) with SerrKap palladacycle and K<sub>3</sub>PO<sub>4</sub> as the base in a EtOH:H<sub>2</sub>O (1:1) system under an inert N<sub>2</sub> atmosphere (to avoid any precipitation of the product). Reaction was followed by TLC for completion and after 15 hours the product was isolated by column chromatographic purification to obtain 90% isolated yield. Absence of any hydrodehalogenated product was a major positive point but the time taken for the process to be completed is a cause of concern as well as the necessity of inert atmosphere. We also performed a similar reaction at 80 °C for 30 minutes under air (rather than inert N<sub>2</sub> atmosphere) to check the effect of the conditions on the reaction performed under Schlenk conditions. No product formation was observed when the reaction was performed for only 30 minutes.

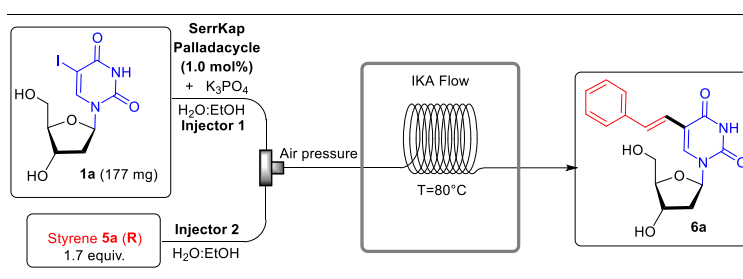


**Scheme 6:** Conventional Heck alkenylation of 5-iodo-2'-deoxyuridine with styrene.

**Commented [Ak5]:** As per the referees suggestions, 30 mins reaction under air was also performed.

To address these issues, Heck alkenylation was next performed using the flow reactor to achieve rapid synthesis of useful analogues of uridine nucleoside. Injector 1 contained a solution of I-dU, SerrKap palladacycle (1.0 mol%) and base in H<sub>2</sub>O:EtOH (1:2), while injector 2 consisted of a solution containing styrene in H<sub>2</sub>O:EtOH (1:2). The flow reactor was pressurised using an air pump and, therefore, an inert N<sub>2</sub> atmosphere requirement was not necessary. The conditions used to optimize the catalytic reaction varying the parameters such as concentration, pressure, base as well as the temperature are summarized in Table 4. The best conditions are shown in Entry 17 (Table 4) allowing the conversion of I-dU to be quantitative in 29 minutes at a rate of 0.6 mL/min. Compared to the conventional flask chemistry process, the flow protocol works at a much faster rate without the requirement of an inert atmosphere making it a more practical protocol and provides an opportunity to extensively apply the same for other nucleoside modifications.

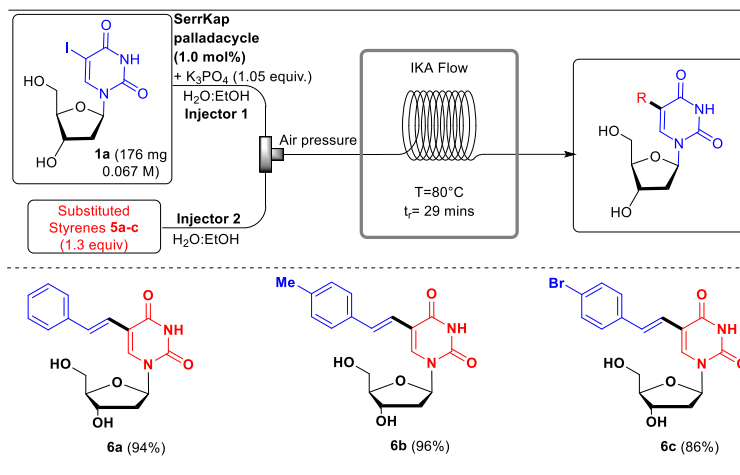
**Table 4:** Screening studies for Heck alkenylation of 5-iodo-2'-deoxyuridine with styrene under flow conditions.



Sr. No	1a	5a (1.7equiv)	Styrene (1.7 equiv)	Solvent H <sub>2</sub> O : EtOH	Flow Rate (Residence time)	Base K <sub>3</sub> PO <sub>4</sub> (1.3 equiv)	Pressure kPa	Temp (°C)	% Yield
1)	176mg (0.083M)	98 ul (0.14M)	98 uL	6+6 mL	1 mL/min (17m 30s)	138 mg	15-16	80	20
2)	176mg (0.083M)	98 ul (0.14M)	98 uL	4+8 mL	1 mL/min (17m 30s)	138 mg	15-16	80	30
3)	176mg (0.067M)	98 ul (0.11M)	98 uL	10+5 mL	1 mL/min (17m 30s)	138 mg	15-16	80	40
4)	176mg (0.067M)	98 ul (0.11M)	98 uL	7.5+7.5 mL	1 mL/min (17m 30s)	138 mg	15-16	80	45
5)	176mg (0.067M)	98 ul (0.11M)	98 uL	5+10 mL	1 mL/min (17m 30s)	138 mg	15-16	60	40

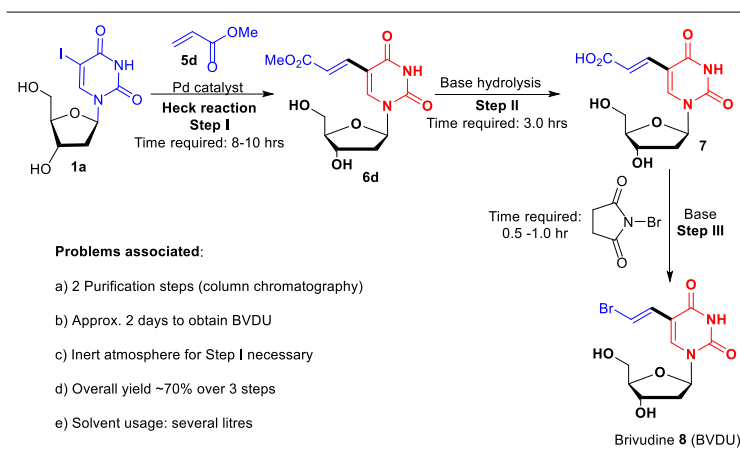
6)	176mg (0.067M)	98 ul (0.11M)	98 uL	5+10 mL	1 mL/min 17m 30s)	138 mg	15-16	70	54
7)	176mg (0.067M)	98 ul (0.11M)	98 uL	5+10 mL	1 mL/min 17m 30s)	138 mg	15-16	80	62
8)	176mg (0.067M)	98 ul (0.11M)	98 uL	5+10 mL	0.6 mL/min (29 min)	138 mg	8-9	80	86
9)	176mg (0.067M)	98 ul (0.11M)	98 uL	5+10 mL	0.5 mL/min (25 min)	138 mg	9-10	80	81
10)	176mg (0.067M)	98 ul (0.11M)	98 uL	5+10 mL	0.6 mL/min (29 min)	90 uL (Et <sub>3</sub> N)	8-9	80	70
11)	176mg (0.067M)	98 ul (0.11M)	98 uL	5+10 mL	0.6 mL/min (29 min)	97 uL (DBU)	8-9	80	62
12)	176mg (0.067M)	98 ul (0.11M)	98 uL	5+10 mL	0.6 mL/min (29 min)	90 mg (K <sub>2</sub> CO <sub>3</sub> )	8-9	80	65
13)	176mg (0.067M)	98 ul (0.11M)	98 uL	5+10 mL	0.6 mL/min (29 min)	212 mg (Cs <sub>2</sub> CO <sub>3</sub> )	8-9	80	74
14)	176mg (0.067M)	86 ul (1.5) (0.1M)	86 uL (1.5 equiv)	5+10 mL	0.6 mL/min (29 min)	111 mg	8-9	80	88
15)	176mg (0.067M)	75 ul (1.3) (0.087M)	75 uL (1.3 equiv)	5+10 mL	0.6 mL/min (29 min)	111 mg (1.05 equiv)	8-9	80	90
16)	176mg (0.067M)	75 ul (0.087M)	75 uL	5+10 mL	0.6 mL/min (29 min)	127 mg (1.2 equiv)	8-9	80	92
17)	<b>176mg (0.067M)</b>	<b>75 ul (0.087M)</b>	<b>75 uL</b>	<b>5+10 mL</b>	<b>0.6 mL/min (29 min)</b>	<b>111 mg</b>	<b>8-9</b>	<b>80</b>	<b>94</b>

The completion of Heck alkenylation under an hour is an exciting prospect, which prompted us to test few other substrates (substituted styrenes) to further validate the methodology. Substituted styrenes such as 4-methylstyrene and 4-bromostyrene were coupled with I-dU using the developed flow protocol in a H<sub>2</sub>O:EtOH solvent system. With excellent yields obtained for both the substrates, flow chemistry application to nucleoside modification certainly has major benefits and warrants further exploration of this platform.



Scheme 7: Substrate scope for Heck alkenylation of nucleosides using flow technology.

Successfully converting flask chemistry (Suzuki or Heck reactions of nucleosides) into a flow protocol requires a lot of careful planning and analysis of conditions for obtaining the desired outcome. All the reactions undertaken till now were single step catalytic processes with isolation of the product via simple filtration rather than column chromatographic purification. We, therefore, decided to explore the possibility of applying the developed protocol to the synthesis of an antiviral drugs, Brivudine (BVDU). BVDU is an important antiviral drug used for the treatment of Herpes Simplex virus (HSV) and commonly prepared in 3 steps as per the literature reports (research groups of Len,<sup>37</sup> Kapdi<sup>41</sup>). Synthesis of BVDU initiates with the Heck alkenylation of I-dU with methyl acrylate followed by the hydrolysis of the ester to acid (carboxyvinyl uridine, CVU) and finally NBS promoted decarboxylative bromination (see SI material). Several challenges are associated with this protocol such as: purification (for 2 out of the 3 steps) using column chromatography leading to an enormous amount of solvent usage, requirement of inert atmosphere and with the whole process taking ~2 days for execution (~70% overall yield) making it industrially unattractive.



Scheme 8: Literature details on the BVDU synthesis.

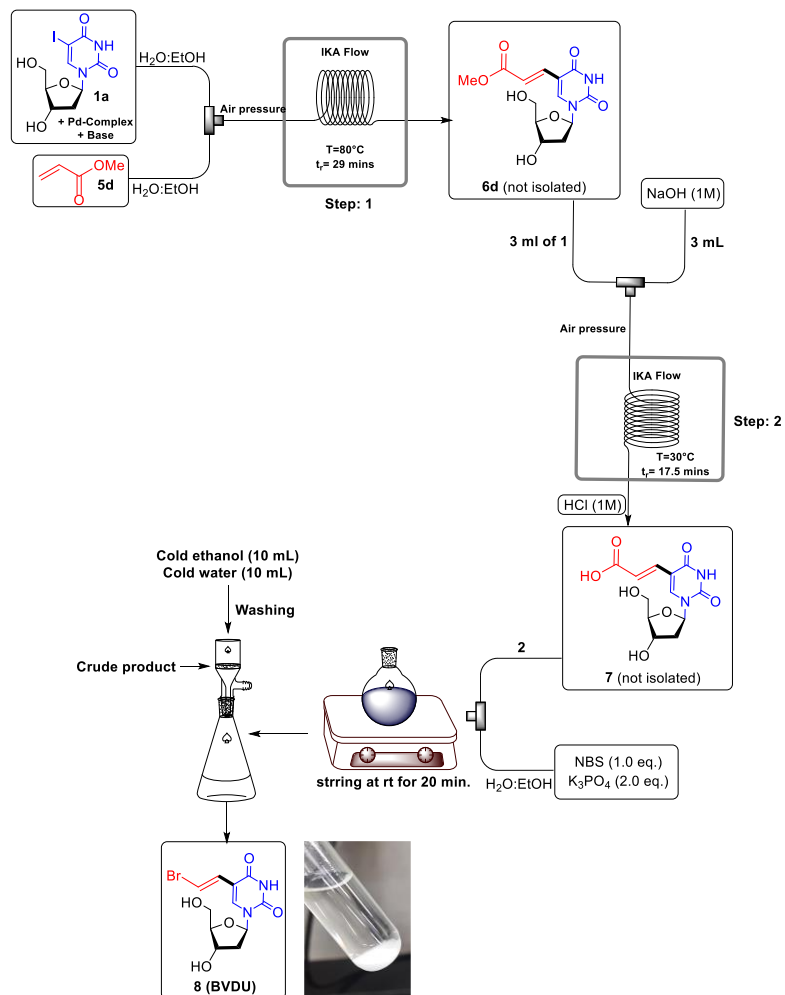
Intervention of flow chemistry to tackle the above problem certainly is an attractive alternative to the flask reaction. However, we identified that along with the employment of flow chemistry, all the steps could be performed simultaneously without performing purification procedures for each step as was done in the previous reports. This would help reduce the solvent usage drastically and the final isolation of BVDU (end of the 3<sup>rd</sup> step) could be performed without the employment of column chromatography. Such a strategy would also certainly reduce the time required for the synthesis as well as boost the overall yield of the desired product.

Scheme 9 details the strategy employed for BVDU synthesis that initiates with the Heck alkenylation of I-dU with methyl acrylate using SerrKap palladacycle (1.0 mol%), K<sub>3</sub>PO<sub>4</sub> (1.2 equiv.) in H<sub>2</sub>O:EtOH (1:1) solvent system at 80 °C. Previously developed flow reaction conditions were employed by maintaining the pressure at 8-9 kPa using an air-pump and a rate of 0.6 mL/min to provide complete conversion of the cross-coupled product in 29 minutes. This certainly is a major advancement compared to the reaction times reported in the literature (8-10 hrs) as well as the mild reaction conditions employed. The reaction mixture thus obtained was subsequently carried forward without the isolation of the intermediate (Heck reaction coupled product). The second step of the reaction scheme involves the base-catalyzed

hydrolysis of the coupled acrylate ester to the corresponding acid using NaOH as the base in H<sub>2</sub>O:EtOH solvent system at 15-16 kPa and a rate of 1.0 mL/min. Ester hydrolysis is an extremely rapid reaction either under flask conditions or flow. The step I catalytic mixture when subjected to the basic hydrolysis conditions provided complete conversion of the ester to the corresponding acid (flask condition: 3 hrs; plugged flow: 17 mins 30 sec).

The final step of the reaction sequence is an important one involving the base-mediated decarboxylation followed by bromination using *N*-bromosuccinimide (NBS) as the bromine source. A flask reaction was initially performed by carrying forward the reaction solution obtained after step II with the addition of K<sub>2</sub>CO<sub>3</sub> as the base and NBS for bromination. It was observed that within 15 minutes of addition of all the reagents, a white coloured solid started precipitating out of the reaction mixture. Analysis of the precipitated solid revealed it to be the desired product BVDU. The reaction mixture was allowed to stir for 30 minutes, and the solution was filtered to obtain BVDU as a white solid after washing with water and EtOH. This simple procedure provided analytically pure BVDU in 86% yield in an overall reaction time not exceeding 3 hours (compared to 2 days for the conventional reaction conditions reported in literature) and saving large amounts of solvents and making the process practical and easy for scale-up (Scheme 9).





**Scheme 9:** BVDU synthesis using a combination of plugged flow and batch reaction conditions.

**3. Conclusion:** Modification of natural nucleosides using conventional catalytic processes has several limitations and are not suitable for the development of rapid synthetic transformations. Herein, we have been able to successfully overcome several problems such as: a) reduction in by-products, b) dramatic reduction in the reaction time, c) column-free isolation of products

for the modification of I-dU and I-dC via Suzuki-Miyaura and Heck coupling reactions with an IKA plugged-flow reactor. The developed methodology was further tested for the synthesis of a commercially useful antiviral drug, Brivudine (BVDU) introducing plugged flow reactor for the first two processes followed by the conventional synthetic step, but all done in a one-pot procedure without the isolation of intermediates and still obtaining >85% isolated yield of the analytically pure product. To the best of our knowledge, this work is the first example of flow chemistry utilizing the affordable bench-top IKA reactor. Looking ahead, these advances in flow system will embed catalysis as a green sustainable, cost-effective method for the manufacturing of nucleoside-based drug molecules.

**4. Acknowledgements:** The authors would like to thank IKA India for allowing us to use the flow equipment described herein.

#### **5. Experimental Section:**

##### **General Procedure for Suzuki Miyaura Cross-Coupling of 5-iodo-2'-deoxyuridine **1a** and (Hetero)aryl boronic acid **R**.**

A Fresh solution of 5-iodo-2'-deoxyuridine **1a** (177 mg, 0.5 mmol), SerrKap palladacycle (4.5 mg 1 mol%), and Anhydrous potassium phosphate (111 mg, 0.525 mmol, 1.05 eq) in 7.5 ml water: Ethanol (2:1) injection loop A (loop volume  $\approx$  7.5 ml) and A Fresh solution of (Hetero)aryl boronic acid **R** (0.65 mmol, 1.3 eq) in 7.5 ml water: Ethanol (2:1) injection loop B (loop volume  $\approx$  7.5 ml), were injected through the 3D printed Circular Disk reactors (CDRs) at 60 °C (Flow rate  $\approx$  2.0 mL/min, pressure  $\approx$  35-36 kPa) with a residence time of (8 min 45 sec) (4 CDRs) to give the product **3a-j**. The resulting solution was concentrated under reduced pressure to get insoluble precipitated on cooling which was further washed out by 2 x 5 ml n-hexane and 2 x 5 ml cold ethanol and recrystallized the product in water: ethanol (1.1) to give the desired cross-coupled product **3a-j** solids.

##### **General Procedure for Suzuki Miyaura Cross-Coupling of 5-iodo-2'-deoxycytidine **1b** and (Hetero)aryl boronic acid **R**.**

A Fresh solution of 5-iodo-2'-deoxycytidine **1b** (177 mg, 0.5 mmol), SerrKap palladacycle (4.5 mg 1 mol%), and Anhydrous potassium phosphate (111 mg, 0.525 mmol, 1.05 eq) in 10 ml water: Ethanol (3:2) injection loop A (loop volume  $\approx$  10 ml) and A Fresh solution of (Hetero)aryl boronic acid **R** (0.65 mmol, 1.3 eq) in 10 ml water: Ethanol (3:2) injection loop B (loop volume  $\approx$  10 ml), were injected through the 3D printed Circular Disk reactors (CDRs) at 60 °C (Flow rate  $\approx$  0.6 ml/min, pressure  $\approx$  8-9 kPa) with a residence time of (29 min) (4 CDRs) to give the product **4a-j**. The resulting solution was concentrated under reduced pressure to get insoluble precipitated on cooling which was further washed out by 2 x 5 ml n-hexane and 2 x 5 ml cold ethanol and recrystallized the product in ethanol-water (1:1) to give the desired cross-coupled product **4a-j** solids.

#### **General Procedure for Heck alkenylation of 5-iodo-2'-deoxyuridine1a with styrene 5a-c.**

A Fresh solution of 5-iodo-2'-deoxyuridine **1a** (177 mg, 0.5 mmol), SerrKap palladacycle (4.5 mg 1 mol%), and Anhydrous potassium phosphate (111 mg, 0.525 mmol, 1.05 eq) in 7.5 ml water: Ethanol (1:2) injection loop A (loop volume  $\approx$  7.5 ml) and A Fresh solution of styrene **5a-c** (0.85 mmol, 1.7 eq) in 7.5 ml water: Ethanol (1:2) injection loop B (loop volume  $\approx$  7.5 ml), were injected through the 3D printed Circular Disk reactors (CDRs) at 80 °C (Flow rate  $\approx$  0.6 ml/min, pressure  $\approx$  8-9 kPa) with a residence time of (29 min) (4 CDRs) to give the addition product **6a-c**. The resulting solution was concentrated under reduced pressure to get insoluble precipitated on cooling which was further washed out by 2 x 5 ml n-hexane and 2 x 5 ml cold chloroform and recrystallized the product in ethanol-water (1:1) to give the desired cross-coupled product **6a-c** solids.

**Multi-gram scale-up of Suzuki-Miyaura cross-coupling of 5-iodo-2-deoxyuridine with 2-benzofuranyl boronic acid using SerrKappaldacycle under semi-continuous flow conditions.**

A Fresh solution of 5-iodo-2'-deoxyuridine **1a** (354 mg, 1 mmol), SerrKap palladacycle (9 mg 1 mol%), and Anhydrous potassium phosphate (222 mg, 1.05 mmol, 1.05 eq) in 15 ml water: Ethanol (2:1) was prepared and A Fresh solution of 2-benzofuranyl boronic acid **2k** (1.3 mmol, 1.3 eq, 0.086 M) in 15 ml water: Ethanol (2:1) was prepared. each 5 ml solution was injected through injection loop A (loop volume  $\approx$  5 ml) and injection loop B (loop volume  $\approx$  5ml) respectively, were injected through the 3D printed Circular Disk reactors (CDRs) at 60 °C (Flow rate  $\approx$  2.0 mL/min, pressure  $\approx$  35-36 kPa) with a residence time of (8 min 45 sec) (4 CDRs) to give the product **3k**. The resulting solution was collected in a test tube and the experiment was repeated several times as shown in **Table 3** to get the desired product. The resulting solution was concentrated under reduced pressure to get insoluble precipitated on cooling which was further washed out by 2 x 50 ml n-hexane and 2 x 50 ml cold ethanol and recrystallized the product in water: ethanol (1.1) to give the desired cross-coupled product **3k** solids.

#### **BVDU synthesis using a combination of plugged flow and batch reaction conditions.**

A Fresh solution of 5-iodo-2'-deoxyuridine **1a** (177 mg, 0.5 mmol), SerrKap palladacycle ( 4.5 mg 1 mol%), and Anhydrous potassium phosphate (111 mg, 0.525 mmol, 1.05 eq) in 7.5 ml water: Ethanol (1:2) injection loop A (loop volume  $\approx$  7.5 ml) and A Fresh solution of methyl acrylate **5d** (77  $\mu$ l, 0.85 mmol, 1.7 eq) in 7.5ml water: Ethanol (1:2) injection loop B (loop volume  $\approx$  7.5 ml), were injected through the 3D printed Circular Disk reactors (CDRs) at 80 °C (Flow rate  $\approx$  0.6 ml/min, pressure  $\approx$  8-9 kPa) with a residence time of (29 min) (4 CDRs) to give the product **6d**. The resulting 15 ml solution was collected and used for the next step without any purification. Solution of **6d** 3 ml in injection loop A (loop volume  $\approx$  3 ml) and 3 ml of 1 M NaOH solution in injection loop B (loop volume  $\approx$  3ml) were injected through the

3D printed Circular Disk reactors (CDRs) at 30 °C (Flow rate  $\approx$  1ml/min, pressure  $\approx$  15-16 kPa) with a residence time of (17.5 min) (4 CDRs) to give the 6 ml solution which was stirred in a flask for 5 min. the second step was repeated 5 times to get the total resulting 30 ml solution of product . This resulting solution was adjusted to pH 4-6 with dropwise addition of 1 M HCl

7. Then in the resulting solution of **7**, N-bromosuccinimide (89 mg, 0.5 mmol, 1 eq), Anhydrous potassium phosphate (212 mg, 1 mmol, 2 eq) was added and stirred at room temperature for 20 min. Observed Milky white precipitate was washed out with 2 x 5 ml cold ethanol and then 2 x 5 ml water to obtain **BVDU 8** as a white solid (143 mg 86 %).

Spectral analysis of the synthesized compounds have been submitted in the Supporting Information.

Spectral analysis of the synthesized compounds have been submitted in the Supporting Information.

**6. Conflict of Interest:** SH is the inventor of the IKA FLOW that was commercialised and sold by IKA.

#### **7. References:**

1. a) Galmarini CM, Mackey JR, Dumontet C (2002) Nucleoside analogues and nucleobases in cancer treatment. *Lancet Oncol* 3:415-424. b) Puijssers AJ, Denison MR (2019) Nucleoside analogues for the treatment of coronavirus infection. *Curr Opin Virol* 35:57-62.
2. de Clercq E (1981) Nucleoside analogues as antiviral agents. *Acta Microbiol Acad Sci Hung* 28: 289-306.
3. Tanpure AA, Pawar MG, Srivatsan SG (2013) Fluorescent nucleoside analogs: Probes for investigating Nucleic acid structure and function. *Isr J Chem* 53:366-378.
4. a) Kapdi AR, Maiti D, Sanghvi YS (2018) Palladium-catalyzed modification of nucleosides, nucleotides and oligonucleotides. Elsevier, New York. b) Herve G, Len C (2015) Aqueous microwave-assisted cross-coupling reactions applied to unprotected nucleosides, *Front Chem* 3:1-3.

5. a) Gayakhe V, Bhilare S, Yashmeen A, Fairlamb IJS, Kapdi AR (2018) In: Kapdi AR, Maiti D, Sanghvi YS (eds) Palladium-catalyzed modification of nucleosides, nucleotides and oligonucleotides. Elsevier, New York. b) Herve G, Len C (2015) Heck and Sonogashira couplings in aqueous media application to unprotected nucleosides and nucleotides. *Sustain Chem Process* 3:1-14.
6. a) Len C, Enderlin G (2015) Synthesis of C-aryl nucleoside analogues. *Molecules* 20:4967-4997. b) Hervé G, Len C (2014) First ligand-free, microwaves-assisted, Heck cross-coupling reaction in sole water on nucleoside - Application to the synthesis of antiviral BVDU. *RSC Adv* 4:46926-9. c) Enderlin G, Sartori G, Hervé G, Len C (2013) Synthesis of 6-arylruidines via Suzuki-Miyaura cross-coupling reaction at room temperature under aerobic ligand-free conditions in neat water. *Tetrahedron Lett* 54:3374-7. d) Gallagher-Duval S, Hervé G, Sartori G, Enderlin G, Len C Improved microwave-assisted ligand-free Suzuki-Miyaura cross-coupling of 5-iodo-2'-deoxyuridine in pure water. *New J Chem* 37:1989-95.
7. a) Shaughnessy KH (2009) Hydrophilic ligands and their applications in aqueous-phase metal-catalyzed reactions. *Chem Rev* 109:643-710. b) Shaughnessy K (2018) In: Kapdi AR, Maiti D, Sanghvi YS (eds) Palladium-catalyzed modification of nucleosides, nucleotides and oligonucleotides. Elsevier, New York. c) Shaughnessy K H (2022) Covalent modification of nucleobases using water-soluble palladium catalysts. *Chem Rec* 22: e202200190. d) Shaughnessy K H (2015) Palladium-catalyzed modification of unprotected nucleosides, nucleotides and oligonucleotides. *Molecules* 20:9419-9454.
8. a) Lakshman M K (2005) Synthesis of biologically important nucleoside analogs by palladium-catalyzed C-N bond formation. *Curr Org Synth* 2:83-112. b) Nair V, Turner G A, Chamberlain S D (1987) Novel approaches to functionalized nucleosides via palladium-catalyzed cross-coupling with organostannanes. *J Am Chem Soc* 109:7223-

7224. c) Fresnau N, Hiebel M-A, Agrofoglio L, Berteina-Rabouin S (2012) Efficient synthesis of unprotected C-5-aryl/heteroaryl-2-deoxyuridine via a Suzuki-Miyaura reaction in aqueous media. *Molecules* 17:14409-14417. d) Polak P, Cossy J (2022) Ni-catalyzed cross-coupling of 2-iodoglycals and 2-iodoribals with Grignard reagent: A route to 2-C-glycosides and 2'-C-nucleosides. *Chem Eur J* 28: e202104311. e) Maverick M A, Gaillard M, Vasseur J-J, Debart F, Smietana M (2022) Direct access to unique C-5-acyl modified nucleosides through Liebeskind-Srogl cross-coupling reaction. *Eur J Org Chem* 2022:e202101061. f) Wei Y, Lam J, Diao T (2021) Synthesis of C-acyl furanosides via the cross-coupling of glycosyl esters with carboxylic acids. *Chem Sci* 12:11414-11419.
9. Serrano JL, García L, Pérez J, Pérez E, Galiana JM, García J, Martínez M, Sánchez G, da Silva I (2011) New cyclometallated precursors of unsubstituted N-phenylpyrazole [ $\{Pd(phpz)(\mu-X)\}_2$ ] ( $X = AcO$  or  $OH$ ) and study of their reactivity towards selected ligands. *Dalton Trans* 40:156–168. (b) Sánchez G, García J, Meseguer D, Serrano JL, García L, Pérez J, López G (2003) Synthesis and characterisation of cyclometallated palladium(II) complexes with phosphine-carboxylate and phosphine-amide ligands. *Dalton Trans* 4709-4717. (c) Fairlamb IJS, Taylor RJK, Serrano JL, Sanchez G (2006) Halide and pseudohalide effects in Pd-catalyzed cross-coupling reactions. *New J Chem* 30:1695-1704. (d) Serrano JL, Fairlamb IJS, Sánchez G, García L, Pérez J, Vives J, López G, Crawforth CM, Taylor RJK (2004) Palladacyclopentadiene complexes with mono- and didentate imidate ligands: synthesis, hemilabile behaviour and catalytic application in the Stille reaction. *Eur J Inorg Chem* 2706-2715. (e) Fairlamb IJS, Kapdi AR, Lee AF, Sánchez G, López G, Serrano JL, García L, Pérez J, Pérez E (2004) Mono- and binuclear cyclometallated palladium(II) complexes containing bridging (*N,O*-) and terminal (*N*-) imidate ligands: air stable, thermally

robust and recyclable catalysts for cross-coupling processes. Dalton Trans 3970-3981.

(f) Crawforth CM, Fairlamb IJS, Kapdi AR, Serrano JL, Taylor RJK, Sánchez G (2006)

Air-stable, phosphine-free anionic palladacyclopentadienyl catalysts: remarkable halide and pseudohalide effects in Stille coupling. Adv Synth Catal 348:405-412. (g)

Serrano JL, García L, Pérez J, Pérez E, García J, Sánchez G, Sehnal P, De Ornellas S,

Williams TJ, Fairlamb IJS (2011) Synthesis and characterization of imine-palladacycles containing imidate "pseudohalide" ligands: efficient Suzuki–Miyaura cross-coupling precatalysts and their activation to give Pd<sup>0</sup>Ln species (L = Phosphine).

Organometallics 30:5095–5109. (h) Kapdi AR, Dhangar G, Serrano JL, Pérez J, García

L, Fairlamb IJS (2014) [Pd(C<sup>^</sup>N)(X)(PPh<sub>3</sub>)] palladacycles react with 2,4,6-trifluorophenyl boronic acid to give stable transmetallation products of the type

[Pd(C<sup>^</sup>N)(2,4,6-F<sub>3</sub>C<sub>6</sub>H<sub>2</sub>)(PPh<sub>3</sub>)]. Chem Commun 50:9859-9861.

10. (a) Kapdi AR, Gayakhe V, Sanghvi YS, García J, Lozano P, da Silva I, Pérez J, Serrano

JL (2014) New water soluble Pd-imidate complexes as highly efficient catalysts for the

synthesis of C5-arylated pyrimidine nucleosides. RSC Adv 4:17567–17572. (b)

Gayakhe V, Ardhapure AV, Kapdi AR, Sanghvi YS, Serrano JL (2016) Water-soluble

Pd-imidate complexes: broadly applicable catalysts for the synthesis of chemically modified nucleosides via Pd-catalyzed cross-coupling. J Org Chem 81:2713–2729. (c)

Gayakhe V, Ardhapure AV, Kapdi AR, Sanghvi YS, Serrano JL, Schulzke C (2016) C-

C bond formation: synthesis of C5 substituted pyrimidine and C8 substituted purine nucleosides using water soluble Pd-imidate complex. Curr Protoc Nucleic Acid Chem

65:1.37.1–1.37.15.

11. (a) Bhilare S, Gayakhe V, Ardhapure AV, Sanghvi YS, Schulzke C, Borozdina Y,

Kapdi AR (2016) Novel water-soluble phosphotriazines: versatile ligands for Suzuki–

Miyaura, Sonogashira and Heck reactions of nucleosides. RSC Adv 6:83820–83830.



(b) Bhilare S, Bandaru S, Kapdi AR, Sanghvi YS, Schulzke C (2018) Pd/PTABS: An efficient water-soluble catalytic system for the amination of 6-chloropurine ribonucleoside and synthesis of alogliptin. *Curr Protoc Nucleic Acids Chem* 74: e58.

(c) Bhilare S, Muthry Bandaru S, Shah J, Chrysochos N, Schulzke C, Sanghvi YS, Kapdi AR (2018) Pd/PTABS: Low temperature etherification of chloroheteroarenes. *J Org Chem* 83:13088-13102.

(d) Murthy Bandaru S, Bhilare S, Chrysochos N, Gayakhe V, Trentin I, Schulzke C, Kapdi AR (2018) Pd/PTABS: catalyst for room temperature amination of heteroarenes. *Org Lett* 20:473-476.

(e) Murthy Bandaru S, Bhilare S, Cardozo J, Chrysochos N, Schulzke C, Sanghvi YS, Gunturu KC, Kapdi AR (2019) Pd/PTABS: low-temperature thioetherification of chloro(hetero)arenes. *J Org Chem* 84:8921-8940.

(f) Bhilare S, Shah J, Gaikwad V, Gupta G, Sanghvi YS, Bhanage BM, Kapdi AR (2019) Pd/PTABS: An efficient catalytic system for the aminocarbonylation of nucleosides. *Synthesis* 51:4239-4248.

(g) Shet H, Parmar U, Bhilare S, Kapdi AR (2021) A comprehensive review of the caged phosphines: Synthesis catalysis and future perspective. *Org Chem Front* 8:1599-1656.

(h) Shet H, Bhilare S, Sanghvi YS, Kapdi AR (2020) Development in the synthesis of efficient palladium catalysts for the modification of nucleosides, heteroarenes with commercial scalability. *Molecules* 25:1645.

(i) Bhilare S, Murthy Bandaru S, Schulzke C, Kapdi AR (2021) 1,3,5-Triaza-7-phosphaadamantane (PTA) derived caged phosphines for palladium-catalyzed selective functionalization of nucleosides and heteroarenes. *Chem Rec* 21:188-203.

(j) Parmar U, Somvanshi D, Kori S, Desai A, Dandela R, Maity DK, Kapdi AR (2021) Cu(II)/PTABS: Versatile Water-Soluble Recyclable Catalyst System for Pd-Free Room Temperature Amination of Chloroheteroarenes in Water. *J Org Chem* 86:8900-8925.

(k) Shet H, Patel M, Sanghvi YS, Waikar JM, More PM, Kapdi AR (2022) Room Temperature Dialkylamination of ChloroHeteroarenes Using

- Cu(II)/PTABS Catalytic System. *Chem Asian J* doi.org/10.1002/asia.202201006. (1)
- Kapdi AR, Sahu R (2022) PTABS: A Unique Water-Soluble  $\pi$ -Acceptor Caged Phosphine. *Synlett* DOI: 10.1055/a-1988-1861.
12. a) Serrano JL, Garcia L, Perez J, Lozano P, Correia J, Sanghvi YS, Kapdi AR (2020) Water-soluble imine-palladacycles as phosphine-free efficient precatalysts for low temperature Suzuki-Miyaura synthesis of nucleoside analogues. *Organometallics* 39:4479-4490. b) Kori S, Khandagale D, Sanghvi YS, Serrano JL, Lozano P, Kapdi AR (2022) Suzuki-Miyaura, Heck, and amidation of DMT-protected 5-iodo-2'-deoxyuridine via palladium-catalyzed reactions. *Curr Protoc Nucleic Acid Chem* doi.org/10.1002/cpz1.502.
13. Serrano JL, Pérez A, Pérez J, Lozano P, Gaware S, Kori S, Dandela R, Sanghvi YS, Kapdi A R (2022) Quadrol- Pd(II) complexes: phosphine-free precatalysts for the room-temperature Suzuki-Miyaura synthesis of nucleoside analogues in aqueous media. *Dalton Trans* 51:2370-2384.
14. Thavornpradit S, Killough JM, Bergbreiter DE (2020) Minimizing solvent waste in catalytic reactions in highly recyclable hydrocarbon solvents. *Org Biomol Chem* 18: 4248-4256.
15. Biteau N, Hervin V, Roy V, Agrofoglio LA (2018) In: Kapdi AR, Maiti D, Sanghvi YS (eds) *Palladium-catalyzed modification of nucleosides, nucleotides and oligonucleotides*. Elsevier, New York.
16. Bhilare S, Kori S, Shet H, Balaram G, Mahendar K, Sanghvi YS, Kapdi AR (2020) Scale-up of a Heck alkenylation reaction: Application to the Synthesis of an Amino-modified nucleoside "Ruth Linker" *Synthesis* PSP 52:3595-3603.

17. Gambacorta G, Sharley JS, Baxendale IR (2021) A comprehensive review of flow chemistry techniques tailored to the flavours and fragrance industries. *Beilstein J Org Chem* 17: 1181-1312.
18. Guidi M, Seeberger PH, Gilmore K (2020) How to approach flow chemistry. *Chem Soc Rev* 49:8910-8932.
19. Plutschack MB, Pieber B, Gilmore K, Seeberger PH (2017) The Hitchhiker's guide to flow chemistry. *Chem Rev* 117:11796-11893.
20. a) Noel T, Cao Y, Laudadio G (2019) The fundamentals behind the use of flow reactors in electrochemistry. *Acc Chem Res* 52:2858-2869. b) Buglioni L, Raymenants F, Slattery A, Zondag SDA, Noel T (2022) Technological innovations in photochemistry for organic synthesis: Flow chemistry, high throughput experimentation, scale-up and photochemistry.
21. Kobayashi S (2015) Flow "fine" synthesis: High yielding and selective organic synthesis by flow methods. *Chem Asian J* 11:425-436.
22. a) Muschelknautz S, Wellenhofer A (2003) Flow reaction forces upon blowdown of safety valves. *Chem Engg Tech* 26:797-803. b) Gutmann B, Cantillo D, Kappe C O (2015) Continuous flow technology- A tool for the safe manufacturing of active pharmaceutical ingredients. *Angew Chem Int Ed* 54:6688-6728.
23. a) Spennacchio M, Colella M, Andresini M, Dibenedetto R S, Graziano E, Aramini A, Degennaro L, Luisi R (2023) Unlocking geminal fluorohaloalkanes in nucleophilic fluoroalkylation chemistry: generation and trapping of lithiumfluorocarbenoids enabled by flow microreactors. *Chem Commun* [doi.org/10.1039/D2CC06717J](https://doi.org/10.1039/D2CC06717J). b) Colella M, Nagaki A, Luisi R (2020) Flow technology for the genesis and use of (highly) reactive organometallic reagents. *Chem Eur J* 26:19-32.

24. a) Panariello L, Damilos S, du Toit H, Wu G, Radhakrishnan ANP, Parkin IP, Gavriilidis A (2020) Highly reproducible, high yield flow synthesis of gold nanoparticles based on a rational reactor design exploiting the reduction of passivated Au(III). *React Chem Engg* 5:663-676. b) Razzaq T, Kappe C O (2010) Continuous flow organic synthesis under high temperature/pressure conditions. *Chem Asian J* 5:1274-1289.
25. a) Ley S V, Chen Y, Robinson A, Otter B, Godineau E, Battilocchio C (2021) A comment on continuous flow technologies within the agrochemical industry. *Org Process Res Dev* 25:713-720. b) Pastre J C, Murray D, Browne D L, Brancaglion G A, Galaverna R S, Pilli R A, Ley S V (2020) Integrated batch and continuous flow process for the synthesis of Goniotalamin. *ACS Omega* 5:18472-18483. c) Watanabe E, Chen Y, May O, Ley S V (2020) A practical method for continuous production of sp<sup>3</sup>-rich compounds from (hetero)aryl halides and redox-active esters. *Chem Eur J* 26:186-191.
26. a) Bianchi P, Williams J D, Kappe C O (2020) Oscillatory flow reactors for synthetic chemistry applications. *J Flow Chem* 10:475-490. b) Dallinger D, Gutmann B, Kappe C O (2020) The concept of “chemical generators”: On-site demand production of hazardous reagents in continuous flow. *Acc Chem Res* 53:1330-1341. c) Cantillo D, Kappe C O (2017) Halogenation of organic compounds using continuous flow and microreactor technology. *React Chem Eng* 2:7-19.
27. a) Wen Z, Pintossi D, Nuno M, and Noël T (2022) Membrane-based TBADT recovery: increasing the sustainability of continuous-flow photocatalytic HAT transformations. *Nat Commun* 13:6147. b) Bajada M A, Sanjosé-Orduna J, Di Liberto G, Tosoni S, Pacchioni G, Noël T, Vilé G (2022) Interfacing single-atom catalysis with continuous-flow organic electrosynthesis. *Chem Soc Rev* 51:3898-3925. c) Mazzarella

- D, Pulcinella A, Bovy L, Broersma R, Noël T (2021) Rapid and Direct Photocatalytic C(sp<sup>3</sup>)-H Acylation and Arylation in Flow. *Angew Chem Int Ed* 60:21277-21282.
28. a) van Melis CG, Penny MR, Garcia AD, Petti A, Dobbs AP, Hilton ST, Lam K (2019) Supporting-Electrolyte-Free Electrochemical Methoxymethylation of Alcohols Using a 3D-Printed Electrosynthesis Continuous Flow Cell System *ChemElectroChem* 6:41.  
b) Penny MR, Rao ZX, Peniche BF, Hilton ST (2019) Modular 3D Printed Compressed Air Driven Continuous-Flow Systems for Chemical Synthesis. *Eur J Org Chem* 3783-3787. c) Rao ZX, Patel B, Monaco A, Cao ZJ, Barniol-Xicota M, Pichon E, Ladlow M, Hilton ST (2017) 3D-Printed Polypropylene Continuous-Flow Column Reactors: Exploration of Reactor Utility in S<sub>N</sub>Ar Reactions and the Synthesis of Bicyclic and Tetracyclic Heterocycles. *Eur J Org Chem* 6499-6504.
29. Musci P, Colella M, Sivo A, Romanazzi G, Luisi R, Degennaro L (2020) Flow microreactor technology for taming highly reactive chloriodomethylithium carbenoid: Direct and chemoselective synthesis of  $\alpha$ -chloroaldehydes. *Org Lett* 22:3623-3627.
30. Koenig SG, Sneddon HF (2017) Recent advances in flow chemistry in the pharmaceutical industry. *Green Chem* 19:1418-1419.
31. a) Wang Y, Chen T, Zhang Z, Ni Y (2018) Cytidine-stabilized copper nanoclusters as a fluorescent probe for sensing of copper ions and hemin. *RSC Adv* 8:9057-9062. b) Kovaliov M, Segal M, Fischer B (2013) Fluorescent p-substituted phenyl-imidazolocytidine analogues. *Tetrahedron* 69:3698-3705. c) Fuchtbauer AF, Preus S, Borjesson K, McPhee SA, Lilley DMJ, Wilhelmsson LM (2017) Fluorescent RNA cytosine analogue-an internal probe for detailed structure and dynamics investigations. *Sci Rep* 7:2393.

32. Yan N, He Y, Wen H, Lai F, Yin D, Cui H (2018) A Suzuki-Miyaura method for labelling proliferating cells containing incorporated BrdU. *Analyst* 143:1224-1233.
33. Filippo M, Baumann M (2021) Continuous flow synthesis of anticancer drugs. *Molecules* 26:6992.
34. Benitez-Mateos AI, Paradisi F (2022) Sustainable flow synthesis of (bulky) nucleoside drugs by a novel and highly stable nucleoside phosphorylase immobilized on reusable supports. *ChemSusChem* 15:e202102030.
35. Breen CP, Nambiar AMK, Jamison TF, Jensen KF (2021) Ready, set, flow! Automated continuous synthesis and optimization. *Trends Chem* 3:373-386.
36. a) Mandala D, Chada S, Watts P (2017) Semi-continuous multi-step synthesis of lamivudine. *Org Biomol Chem* 15:3444-3454. b) Sagandira CR, Akwi FM, Sagandira MB, Watts P (2021) Multistep continuous flow synthesis of stavudine. *J Org Chem* 86:13934-13942.
37. Delbecq F, Len C (2018) In: Kapdi AR, Maiti D, Sanghvi YS (eds) *Palladium-catalyzed modification of nucleosides, nucleotides and oligonucleotides*. Elsevier, New York.
38. a) Desgranges C, Razaka G, Rabaud M, Bricaud H, Balzarini J, De Clercq E (1983) Phosphorolysis of (E)-5-(2-bromovinyl)-2'-deoxyuridine (BVDU) and other 5-substituted-2'-deoxyuridines by purified human thymidine phosphorylase and intact blood platelets. *Biochem Pharmacol* 32: 3583-90. b) De Clercq E (2004). Discovery and development of BVDU (brivudin) as a therapeutic for the treatment of herpes zoster. *Biochem Pharmacol* 68: 2301-15.
39. Jablonski E, Moomaw EW, Tullis RH, Ruth JL (1986) Preparation of oligodeoxynucleotide-alkaline phosphatase conjugates and their use hybridization probes. *Nucleic Acids Res* 14:6115-6128.

40. Kapdi AR, Ardhapure A, Sanghvi YS (2015) Modulation of the Electronic Properties of Non-innocent (*E,E*)-Dibenzylideneacetone for Palladium(0)-Mediated Heck-Alkenylation of 5-Iodo-2'-deoxyuridine and Scale-up Studies. *Synthesis* 47:1163-1169.
41. Kapdi AR, Ardhapure A, Sanghvi YS, Serrano JL, Sánchez J, García J, Lozano P (2015) Pd-imidate complexes as recyclable catalysts for the synthesis of C5-alkenylated pyrimidine nucleosides via Heck cross-coupling reaction. *RSC Adv* 5:24558-24563.