

Socioeconomic and sex inequalities in parent-reported adolescent mental ill-health: Time trends in four British birth cohorts

Eoin McElroy¹ ,*, Marc Tibber², Pasco Fearon², Praveetha Patalay^{1,3},**, George B. Ploubidis¹,**

¹ Centre for Longitudinal Studies, UCL Social Research Institute, University College London

² Research Department of Clinical, Educational and Health Psychology, University College London

³ MRC Unit for Lifelong Health and Ageing, University College London

* Corresponding author

** Joint senior authors

Word count (not including key points): 6417

Abstract

Background

Studies using symptom-based screeners have suggested that mental ill-health has increased in adolescents in recent decades, however, few studies have tested the equivalence of their instruments, which is critical for inferring changes in prevalence. In addition, little research has explored whether socioeconomic position (SEP) and sex inequalities in adolescent mental health have changed across time.

Methods

Using structural equation modelling, we explored SEP and sex differences in harmonised parent-reports of emotional and behavioural problems, using data from four UK birth cohorts: the 1958 National Child Development Study (NCDS'58; n=10,868), the 1970 British Cohort Study (BCS'70; n= 8,242), the 1991-92 Avon Longitudinal Study of Parents and Children (ALSPAC'91; n= 5,389), and the 2000-01 Millennium Cohort Study (MCS'01; n= 9,338).

Results

Compared with the two earliest cohorts, members of MCS'01 had higher latent mean scores on emotional problems (both sexes), and lower scores on behavioural problems (females only). The associations between four indicators of SEP and emotional problems were strongest in MCS'01, with housing tenure having the strongest association. All four SEP indicators were associated with behavioural problems in each cohort, with housing tenure again more strongly associated with problems in the MCS'01. Mediation analyses suggested that the increase in emotional problems occurred despite broadly improving socio-economic conditions.

Conclusions

Our findings suggest that parent-reports of adolescent emotional problems, but not behavioural problems, have risen in recent generations and this trend is not solely due to reporting styles. A failure to address widening social inequalities may result in further increases in mental ill-health amongst disadvantaged young people.

Key words: Socioeconomic inequalities; sex inequalities; emotional problems; behavioural problems; time trends, ALSPAC

Introduction

Mental health problems often emerge in adolescence (Wagner et al., 2017), show strong levels of persistence into adulthood (Ormel et al., 2015), and are associated with a range of negative personal and economic outcomes later in life (Copeland, Wolke, Shanahan, & Costello, 2015; Ploubidis, Batty, Patalay, Bann, & Goodman, 2021). Studies of secular/time trends in adolescent mental health are therefore important, as they can influence policy (Abdallah, 2018), and can also help us gauge the success of public health interventions aimed at reducing the burden of mental ill-health (Collishaw, 2015).

Studies using parent-reports have consistently observed increases in both emotional and behavioural problems in more recent cohorts (Coley, O'Brien, & Spielvogel, 2019; Högberg, Strandh, & Hagquist, 2020; Patalay & Gage, 2018; Pitchforth et al., 2019; van Vuuren, Uitenbroek, Van der Wal, & Chinapaw, 2018). However, to the best of our knowledge, none of these studies have explicitly tested the measurement equivalence of their instruments across cohorts. Even when the same measures are administered across studies, differences in administration (e.g. pen-and-paper vs computer assisted) (Reichmann et al., 2010) and other methodological factors (e.g. order of questionnaires) (Bowling, 2005) may introduce systematic biases into the data. Moreover, responses to questions may systematically vary across cohorts due to changes in social and cultural norms (Ploubidis, McElroy, & Moreira, 2019). For instance, increased awareness of mental health, and reduced stigma associated with help-seeking, may have increased the level of reporting of emotional and behavioural problems in more recent generations. As such, the first aim of this study is to use a latent variable modelling approach to explore differences in latent means across four British birth cohorts (children born 1958-2002), thus allowing us to directly address measurement invariance.

Beyond simply charting prevalence rates, cross-cohort studies may also help explain why adolescent mental health problems have fluctuated over time, which again may be used to drive interventions and policy (Collishaw, 2015). Low socioeconomic position (SEP) is robustly associated with increased risk of emotional and behavioural problems in young people (Reiss, 2013; Gore Langton et al., 2011). However, despite widening socioeconomic inequalities, few studies have explored whether changes in national socioeconomic contexts

have been associated with a rise or fall in adolescent mental health (van Vuuren et al., 2018). Collishaw and colleagues (2019) explored whether the associations between parental income and parent- and teacher-reported mental health problems changed across three cohorts of 11-years olds (assessed in 1999, 2004, and 2012). Their analyses compared total scores on the Strengths and Difficulties Questionnaire (SDQ; Goodman, 1997) between families that were below or above the bottom quintile of incomes within each cohort. They found that, for parent-reported problems only, the disparity between the two groups widened between 1999 to 2012. However further research is required to determine whether this disparity has increased over a longer period, and whether this increase applies to more specific forms of mental health ill-health (e.g. emotional versus behavioural problems). Furthermore, SEP is a multifaceted construct comprised of interrelated factors, and recent research suggests that parental income is a weaker predictor of adolescent emotional problems than other indicators of SEP (Moulton, Goodman, Nasim, Ploubidis, & Gambaro, 2021; Gore Langton et al., 2011). As such, there is a need for additional research looking at the potential widening of mental health inequalities across various socioeconomic markers.

The scarcity of research in this area may be due to a lack of datasets from different decades that have comparable indicators of childhood SEP and mental health outcomes. Retrospective harmonisation (i.e. the derivation of comparable variables) offers a means of comparing trends across studies that lack common instruments (McElroy, Villadsen, et al., 2021). To our knowledge, only one study has used this approach to explore SEP inequalities in adolescent mental health – Gore Langton and colleagues (2011) found evidence of an increased income differential in the emotional problems of 15/16 year olds assessed between 1974 and 2004. We aim to expand upon this by exploring SEP inequalities in adolescent emotional and behavioural problems over an even broader period of time (1974-2018), and to formally test whether changes in SEP can explain (i.e. mediate) any cross-cohort differences in prevalence that are observed.

In addition, few studies have explored whether the well-documented sex differences in adolescent emotional and behavioural problems (Högberg et al., 2020; Pitchforth et al., 2019; van Vuuren et al., 2018) have widened or narrowed over time. Therefore our final aim is to look at cross-cohort sex differences in emotional and behavioural problems, using an appropriate latent variable modelling approach.

Methods

Data

We used data from four British birth cohort studies. The National Child Development Study (NCDS'58) follows the lives of 17,415 people that were born in England, Scotland or Wales in a single week in March 1958 (Power & Elliott, 2006). Similarly, the British Cohort Study (BCS'70) tracks 17,198 people born in England, Scotland and Wales in a single week in March 1970 (Elliott & Shepherd, 2006). The Avon Longitudinal Study of Parents and Children (ALSPAC'91) is a regional birth cohort that tracks the lives people born in the former county of Avon between April 1991 and December 1992 (Boyd et al., 2013). The initial number of pregnancies enrolled is 14,541. Of these initial pregnancies, there was a total of 14,676 fetuses, resulting in 14,062 live births and 13,988 children who were alive at 1 year of age (Boyd et al., 2013). The Millennium Cohort Study (MCS'01) is a UK-wide birth cohort study of individuals born at the start of the millennium (Sept. 2000 – Jan. 2002), with the initial sample consisting of 19,517 children (Connelly & Platt, 2014). Ethics, data access, acknowledgements, and funding statements are provided in the online supplement (Methods S1), and further information on these cohorts is available elsewhere (CLOSER, 2021). Our analytic samples consisted of singletons and first-born twins who had any data on our outcome variables (mental health at age 16/17), and had data on at least one indicator of SEP up to age 11: $N_{\text{NCDS}'58} = 10,868$; $N_{\text{BCS}'70} = 8,242$; $N_{\text{ALSPAC}'91} = 5,389$; $N_{\text{MCS}'01} = 9,338$.

Measures

Adolescent mental health

In both the NCDS'58 and BCS'70, mental health was assessed using parent-report versions of the Rutter Behaviour Scales (Rutter, Tizard, & Whitmore, 1970) when children were aged 16. Items covered a range of emotional and behavioural problems, with responses indicated on a 3-point Likert response scale (0 = 'Does not apply', 1 = 'Applies somewhat', 2 = 'Certainly applies'). In both the ALSPAC'91 (at age 16) and MCS'01 (at age 17), parent-report versions of the SDQ (Goodman, 1997) were completed. This scale consists of 25 items (3-point Likert; 0='Not true', 1='Somewhat true', 2='Certainly true') that assess 5 domains: emotional problems, peer problems, behavioural problems, hyperactivity and prosocial behaviour.

As the Rutter scale is a precursor to the SDQ, the two scales share similar items, and a comparable Likert scoring system. We therefore derived harmonised scales of emotional and behavioural problems based on conceptually similar items from across the two measures using a content validation approach. Candidate items for harmonisation were identified by two independent raters (EM and MT). Both raters scrutinised every available item within each measure, and assigned each item a code reflecting its core content. Initial inter-rater agreement was high (88%). In instances where the two raters disagreed on the coding of an item, a third independent rater (PF) made the decision on which item code (if either) was appropriate. This process led to a final harmonised subset consisting of three questions tapping emotional problems, and four questions capturing behavioural problems (Table S1).

Socio-economic position

Four harmonised indicators of SEP were used in our analyses:

Paternal occupation: We used previously-derived harmonised measures of paternal occupational status when children were aged 11 (aged 10 in BCS'70) (Dodgeon et al., 2018). These variables were based on the study fathers' occupational status as classified under the 1990 Registrar General's Social Class system. Further details of these measures are available elsewhere (Dodgeon et al., 2018). Binary variables were derived from these categories (0=non-manual; 1=manual occupation).

Maternal and paternal education: Separate paternal and maternal education variables were included that reflected whether cohort mothers and fathers completed any post-compulsory education (0 = remained after compulsory period; 1=left school at minimum age).

Housing tenure: Binary variables were derived based on the type of accommodation in which study children lived in early-to-mid childhood. Information on housing tenure was available in NCDS'58 at age 7, BCS'70 at age 5, ALSPAC'91 between pregnancy and 12 months post birth, and in MCS'01 at age 5. Harmonised variables were created and scored as 0 (lives in a house that is owned/mortgaged) and 1 (other, e.g. private rental, social housing).

Rates of missingness for all study variables are presented separate by cohort in Table S2.

Analysis

To ensure that cross-cohort comparisons of the means and covariances of the harmonised mental health variables were valid, we tested for measurement invariance using multigroup confirmatory factor analysis. Details of this procedure are available in the supplementary materials (Methods S2).

After establishing a sufficient level of measurement invariance, we tested for differences in latent means across the cohorts using a structural equation modelling (SEM) framework. This approach had the advantage of allowing us to compare emotional and behavioural factors across cohorts while accounting for measurement error (Bollen, 2014). Following standard practice (Aiken, Stein, & Bentler, 1994), latent means were fixed to zero in a reference group, NCDS'58, and freely estimated in all other groups using the best fitting measurement invariance model from the previous step. The estimated latent means in each of the non-reference cohorts represented the latent mean differences between the relevant cohort and NCDS'58. In order to further explore the potential impact of differential sample attrition, estimates of latent means were also produced using multiple imputation, and these values were compared with the estimates produced using the originally defined complete-case analytic samples (see Methods S3 for a description of imputation strategy). The MCS'01 is the only cohort in the present study that incorporates design features such as clustering, stratification and weighting. We incorporated these in the analysis of the MCS'01 cohort, but in order to be consistent with the other cohorts, we included design weights only, and did not use non-response weights, as missing data due to non-response were handled with multiple imputation. Given that the outcome measures were collected slightly later in the MCS'01 (age 16/17) compared with the other cohorts (age 16), we conducted a sensitivity analysis in which the latent means of emotional and behavioural problems from the prior sweep of the MCS (age 14/15) were compared with the age 16 data from the other cohorts.

Next, we examined potential cross-cohort differences in the associations between our SEP indicators and adolescent mental health, first by testing cohort x SEP interactions, then by conducting cohort-stratified analyses. We used multiple causes multiple indicators (MIMIC) models, in which correlated latent emotional and behavioural variables were regressed on our indicators of SEP and sex (Figure S1). The MIMIC models were estimated in Mplus version 8.3 (Muthén & Muthén, 2017) using robust maximum likelihood (MLR), which deals with missing data under the missing at random (MAR) assumption. Again, sensitivity checks with emotional and behavioural problems at age 14/15 in MCS'01 as outcomes were conducted.

Mediation

To analyse whether changes in SEP could explain any cross-cohort differences in adolescent mental health, we used the potential outcomes approach to test for mediation (De Stavola, Daniel, Ploubidis, & Micali, 2015). This approach divides the total causal effect (TCE) of the exposure on the outcome into two distinct effects: the total natural indirect effect (TNIE) and the pure natural direct effect (PNDE). The TNIE represents the effect that operates through the mediator variable, whereas the PNDE captures all pathways other than through the mediator. This method has the advantage of accounting for exposure-mediator interactions, a source of potential bias in traditional approaches to mediation (VanderWeele & Vansteelandt, 2014). For our analyses, our exposure variables were dummy variables reflecting cohort membership (NCDS'58 used as reference category), and our outcomes were latent emotional and behavioural variables. Separate models were estimated with each of our indicators of SEP acting as mediators and a model with all four indicators of SEP included was estimated as a sensitivity check for intermediate confounding.

Results

Descriptive statistics for our harmonised measures of mental health are presented in Figure 1, and the distributions of these scores are presented in the online supplementary materials (Figures S1-S2). Based on the observed scores, emotional problems were highest in MCS'01. Behavioural problems were comparably high in BCS'70 and MCS'01 for males only. Within each cohort, females consistently scored higher than males on emotional problems, whereas sex differences in behavioural problems were less pronounced. Frequencies and percentages of participants in the different SEP categories are available in the online supplement (Table S3), and show an increase in the proportion of participants in the higher SEP groups in more recent cohorts.

Time trends in adolescent mental health

The results from our tests of measurement invariance across cohorts are presented in Table S4. The configural model demonstrated acceptable levels of model fit in both the overall and sex-stratified samples (factor loadings and thresholds from the configural model are shown in Figures S4-S5). Correlations between the latent emotional and behavioural factors ranged from 0.57 (NCDS'58) to 0.64 (BCS'70). The scalar model, however, resulted in a worsening of fit according to conventional model comparison guidelines ($\Delta\text{CFI} > 0.01$). An inspection of the modification indices suggested fit could be improved by freeing the threshold parameters of three indicators: 'disobedience', 'aggression', and 'fear/anxiety'. This partial scalar model resulted in permissible reductions in fit ($\Delta\text{CFI} < 0.01$; $\Delta\text{RMSEA} < 0.01$), and given that the majority of indicators remained invariant, valid comparisons of mean scores could be made across cohorts (Little, 2013).

Results from these latent mean comparisons are shown in Table S5. Treating the earliest cohort (NCDS'58) as the reference group, we found that emotional problems were significantly higher for both males and females in the MCS'01, and lower in the ALSPAC'91 cohort for males only. Behavioural problems were lower for both sexes in ALSPAC'91, were lower for females in MCS'01, but were higher for males and females in BCS'70. Both fit statistics and estimates of mean differences were consistent across the non-imputed and imputed samples (Tables S4-S5). The results from the sensitivity check (outcomes from age 14/15 sweep in MCS'01) also showed increases in emotional problems in MCS'01 compared with earlier cohorts, suggesting the increase is not due to heterogeneity in age of assessment.

However this analysis found increases in behavioural problems in both sexes in MCS'01, which may be due to the younger age of assessment.

Socioeconomic inequalities in adolescent mental health across cohorts

Across all four indicators of childhood SEP, we found evidence of cohort x SEP interactions, supporting our presentation of cohort-stratified analyses. Standardised regression coefficients and 95% CIs from our MIMIC models are presented in Figures 2 and 3 (see Figure S6 for age 14/15 sensitivity analysis). All four indicators of socio-economic disadvantage were associated with emotional problems in MCS'01, with housing tenure showing the largest effect size. In the three earlier cohorts, only housing tenure (in ALSPAC'91 and BCS'70) and father's occupation (in BCS'70) were associated with adolescent emotional problems. A lack of overlap in 95% CIs suggested that the association between housing tenure and adolescent emotional problems was stronger in MCS'01 compared with earlier cohorts. All four indicators of disadvantage were associated with greater behavioural problems in all of the cohorts, however the association with housing tenure was stronger in MCS'01.

The results from the mediation analyses are presented in Table S6. Across all four of the mediators (indicators of SEP) the TNIEs were generally small, were positive for BCS'70, and were negative for ALSPAC'91 and MCS'01. For emotional problems, the largest TNIE was observed when housing tenure was treated as the mediator in MCS'01 (b [95% CI] = -0.064 [-0.076; -0.051]). For behavioural problems, maternal education in MCS'01 produced the largest TNIE (b [95% CI] = -0.081 [-0.099; -0.064]). The negative TNIEs reflect inconsistent mediation or regression suppression (Friedman & Wall, 2005; MacKinnon, Krull, & Lockwood, 2000). Inconsistent mediation occurs when the direct and indirect effects from the exposure to the outcome have different signs. In other words, rather than explain the observed difference between cohorts, the SEP variables may inflate the observed differences when they are included in the model, or 'suppress' them when they are excluded. This was supported by comparing regression models with and without indicators of SEP included as confounders (Table S7). In the models in which the SEP indicators were included, the direct effects of the cohort dummies on the mental health outcomes were stronger. The negative direction of the TNIEs were due to the negative association between the cohort dummy indicators and the SEP mediators, which were coded to indicate disadvantaged SEP. This pattern of results can be interpreted as follows – a greater proportion of participants were in more favourable SEP

categories in the more recent cohorts, however despite this, levels of mental health problems were higher in these cohorts.

Sex inequalities

Looking at sex differences (Figures 2-3), females had greater emotional problems than males and the magnitude of this difference did not change across cohorts. Females had fewer behavioural problems in MCS'01, and, contrary to established trends, greater levels of behavioural problems in ALSPAC'91.

Discussion

The present study explored differences in parent-reported emotional and behavioural problems in adolescence across four British birth cohorts, spanning a period of approximately 42 years. We found evidence of an increase in emotional problems for both males and females in the most recent cohort. Trends in behavioural problems were more variable – levels increased between NCDS'58 and BCS'70, but had decreased again by MCS'01. Indeed, behavioural problems were lower for females in MCS'01 compared with NCDS'58. By establishing partial measurement invariance, we can conclude that the observed differences in prevalences were not solely an artefact of systematic differences in measurement error across the cohorts. In other words, cohort parents interpreted the questions in a broadly similar manner across generations. This extends existing research (Coley et al., 2019; Högberg et al., 2020; Patalay & Gage, 2018; Pitchforth et al., 2019; van Vuuren et al., 2018) by confirming that the increase in adolescent emotional problems observed in recent years is not entirely the result of changes to societal/cultural attitudes, such as increased mental health awareness, lower levels of stigma and a greater willingness to report symptoms.

Our results suggested that members of the ALSPAC'91 cohort had lower levels of emotional and behavioural problems than those in the other cohorts. However this may be explained, at least in part, by the fact that ALSPAC'91 is not a nationally representative cohort, with participants coming from a relatively affluent region in the west of England (Boyd et al., 2013). As such, from the current data it was not possible to determine whether the increase in emotional problems observed between NCDS'58 and MCS'01 reflected a gradual or non-linear increase at the national level, or whether the rise observed in the MCS'01 was cohort-specific. Data from future representative cohorts will be required to shed light on these trends.

Our second aim was to explore whether changes in SEP could account for these cross-cohort changes in mental ill-health in young people. The associations between SEP indicators and emotional problems were strongest in MCS'01, with the association between housing tenure and emotional problems particularly strong in this cohort. There were no clear cross-cohort differences in the strengths of associations between SEP indicators and behavioural problems,

with the exception of housing tenure which again was more strongly associated with difficulties in the MCS'01.

There are several explanations as to why housing tenure is so strongly associated with adolescent mental health. A recent review argued that, although housing is a key factor in the emergence and maintenance of health inequalities, the pathways between these domains are complex and multifaceted (Swope & Hernández, 2019). Home ownership can act as a proxy for general financial security, which has a number of direct and indirect benefits for mental health. Examples include reduced financial worry (direct) (Netemeyer, Warmath, Fernandes, & Lynch Jr, 2018) and healthier behaviours such as diet and exercise (indirect) (Conry et al., 2011). Home ownership is associated with better housing quality, and lower levels of overcrowding, both of which have an association with mental health (Swope & Hernández, 2019). It is also associated with parental mental health and family conflict (Cairney & Boyle, 2004), which are key drivers of mental ill-health in young people. Furthermore, the neighbourhood environment may be more conducive to positive mental health in affluent, high-ownership areas (e.g. better access to amenities, lower levels of anti-social behaviour) (McElroy, Ashton, et al., 2021).

As for the increase in the association between housing and adolescent emotional and behavioural problems, this trend could be explained by changes to UK housing policy over this period. Prior to the 1970s, affordable public housing in the UK was available to individuals and families from a range of socio-economic backgrounds. Over the past 50 years however, social housing has gone through a process of 'residualisation' (Pearce & Vine, 2014), wherein it has become more of a safety net for individuals unable to obtain accommodation in the private sector (e.g. due to poverty or health reasons). As such, adolescents living in non-owned houses in more recent cohorts may be disadvantaged in other domains to a greater degree than in previous generations (Gore Langton, et al., 2011). Compounding this, members of the MCS'01 transitioned from childhood through to adolescence during a period of considerable austerity, with cuts to public spending having the most pronounced impact on those with low income (Barr, Kinderman, & Whitehead, 2015). Therefore, this change in the make-up of the population who do not own their own house, and the widening socio-economic inequalities more broadly, may account for this increased association between housing tenure and adolescent mental health in the more recent cohorts.

Our formal tests of mediation were supportive of the above, suggesting changes in socio-economic inequalities have had an impact on the mental health of UK adolescents. We found evidence of ‘inconsistent mediation’ or ‘regression suppression’ in both ALSPAC’91 and MCS’01, suggesting that the exclusion of SEP indicators serves to reduce or suppress the cross-cohort differences. Although this pattern does not explain the observed differences between the cohorts, it does offer a relatively straightforward interpretation. First, there was an overall improvement in social and economic conditions in the UK between 1958 and 2000, such as a greater proportion of parents owning/mortgaging their homes (Pearce & Vine, 2014). However, despite these overall improvements in conditions, adolescent mental health problems increased in the population over the same period. The increased associations between disadvantaged SEP and emotional and behavioural problems in the most recent cohort suggests that economic disadvantage represents a greater risk factor for mental health problems in more recent cohorts. This trend could be seen as consistent with widening social inequalities in the UK, with those at the lower end of the distribution facing ever more challenges across multiple domains (Pickett & Wilkinson, 2010).

These findings have implications for social and public health policy, as a failure to address widening social inequalities may see further increases in adolescent mental health problems, with this increase most pronounced in young people who face the most adverse social conditions (Tibber, Walji, Kirkbride, & Huddy, 2021). Strategies to mitigate this trend are even more important given that recent evidence suggests that the COVID-19 pandemic may have widened inequalities in the UK even further (Blundell, Costa Dias, Joyce, & Xu, 2020).

Consistent with a wide body of evidence, emotional problems were more common in females than males in all four cohorts, whereas sex differences in behavioural problems were less consistent (Pitchforth et al., 2019; van Vuuren et al., 2018). Behavioural problems were slightly less common in females in the MCS’01, and in ALSPAC’91 females had greater levels of behavioural problems than males. The reasons for these discrepancies remain unclear. One factor may be the reliance on parent reports in the present study – some have suggested that teacher reports better capture behavioural problems as these may be more salient in classroom environments (Humphrey & Wigelsworth, 2016). Further cross-cohort research into sex inequalities in behavioural problems, using different informants is therefore needed. The lack of cross-cohort change in emotional problems suggests that further efforts are required to reduce this mental health gap between male and female adolescents.

Strengths and limitations

Strengths of this study include the use of four longitudinal UK population cohorts, three of which are nationally representative, which had comparable measures at similar time points. Our modelling approached established partial measurement invariance, which allowed us to explore time trends across the cohorts while accounting for differences in measurement error. In terms of limitations, we relied on parent-reports of emotional and behavioural problems, with research suggesting that parents may under-report symptoms compared with adolescent self-reports (Sourander, Helstelä, & Helenius, 1999). It is worth noting that the parent assessment of mental health in the MCS'01 occurred two years earlier than in the other cohorts (age 14 vs age 16), which may have impacted cross-cohort differences. However studies have shown reasonable stability of parent-reports of emotional and behavioural problems over this age range (Hatoum, Rhee, Corley, Hewitt, & Friedman, 2018). Furthermore, research suggests self-reported mental health problems are more weakly associated with low SEP compared with parent or teacher reports (Johnston, Propper, Pudney, & Shields, 2014). As such, further research using self-report data is warranted to substantiate these widening inequalities. As is common practice, we relied on differences in practical fit indices to judge the level of measurement invariance across cohorts, however this approach has not been systematically studied in the context of CFA models with ordered-categorical indicators. Finally, our samples were drawn entirely from the UK population; while research supports the rise of parent-reported emotional and behavioural problems in many high-income countries, these findings may not generalise to low-income countries and to self-reports where there is greater inconsistency in trends in behavioural problems (Collishaw, 2015).

Conclusion

The present study supports previous accounts that parent-reported emotional problems have risen in more recent cohorts, and that this increase is not solely an artefact of reporting practices. In addition, this rise occurred in spite of general improvements to socio-economic conditions. In contrast, females born at the turn of the millennium had lower levels of behavioural problems compared with earlier cohorts. We also found that low SEP, particularly related to housing tenure, became more strongly associated with emotional and behavioural problems over the same period. Sex differences in emotional problems remained consistent over time, whereas females in the most recent cohort had fewer behavioural

problems than males. Further work is required to understand the reasons behind the increase adolescent emotional problems in more recent cohorts. A failure to address SEP inequalities may result in further increases in mental health problems amongst disadvantaged young people.

Acknowledgments

The authors have declared that they have no competing or potential conflict of interest.

Key points

- Studies suggest that mental health problems have increased in young people in recent years, however it is unclear whether this is due to an increased willingness to report symptoms.
- Few studies have explored whether socioeconomic and sex differences in adolescent mental health have changed over recent decades.
- Using structural equation modelling, we found that parent-reported emotional problems were higher in a more recent cohort of adolescents, and that socioeconomic position was a stronger predictor of mental ill-health in this group.
- Emotional problems appear to be on the rise in adolescents and disadvantaged young people are at increased risk of mental ill-health.

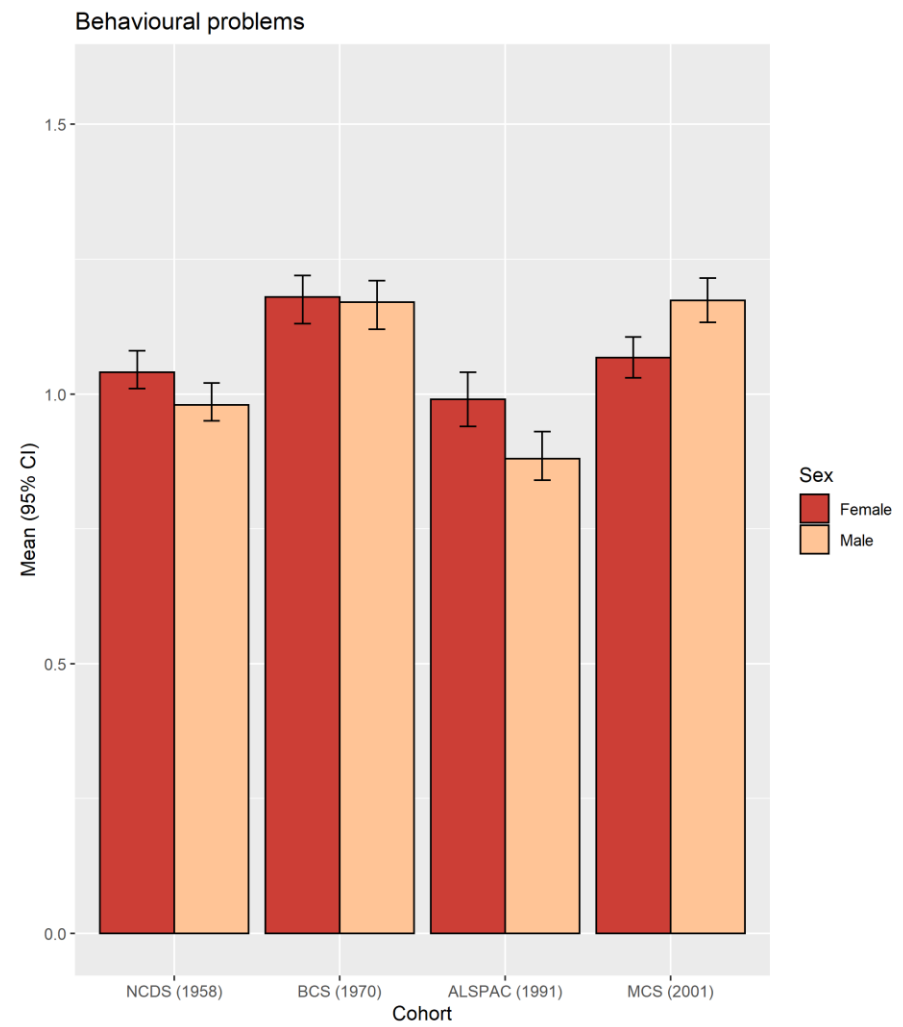
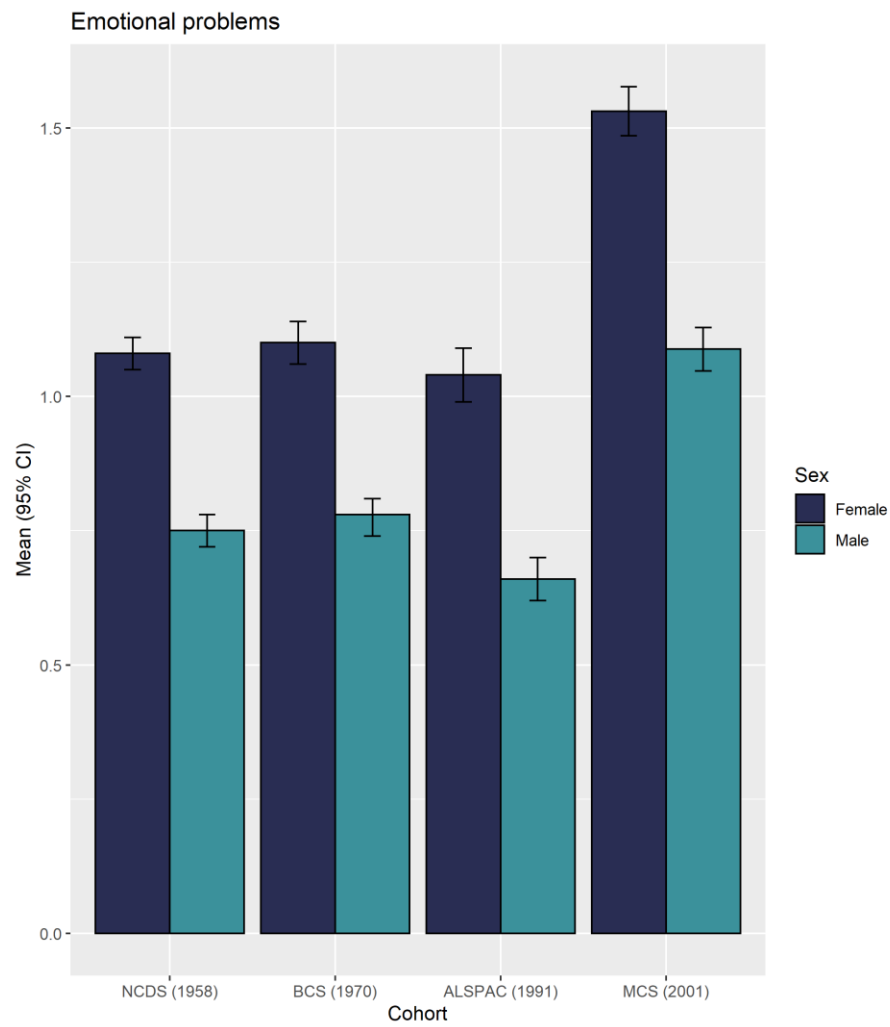


Figure 1. Means and 95% confidence intervals of harmonised emotional and behavioural problem scales across cohorts and gender.

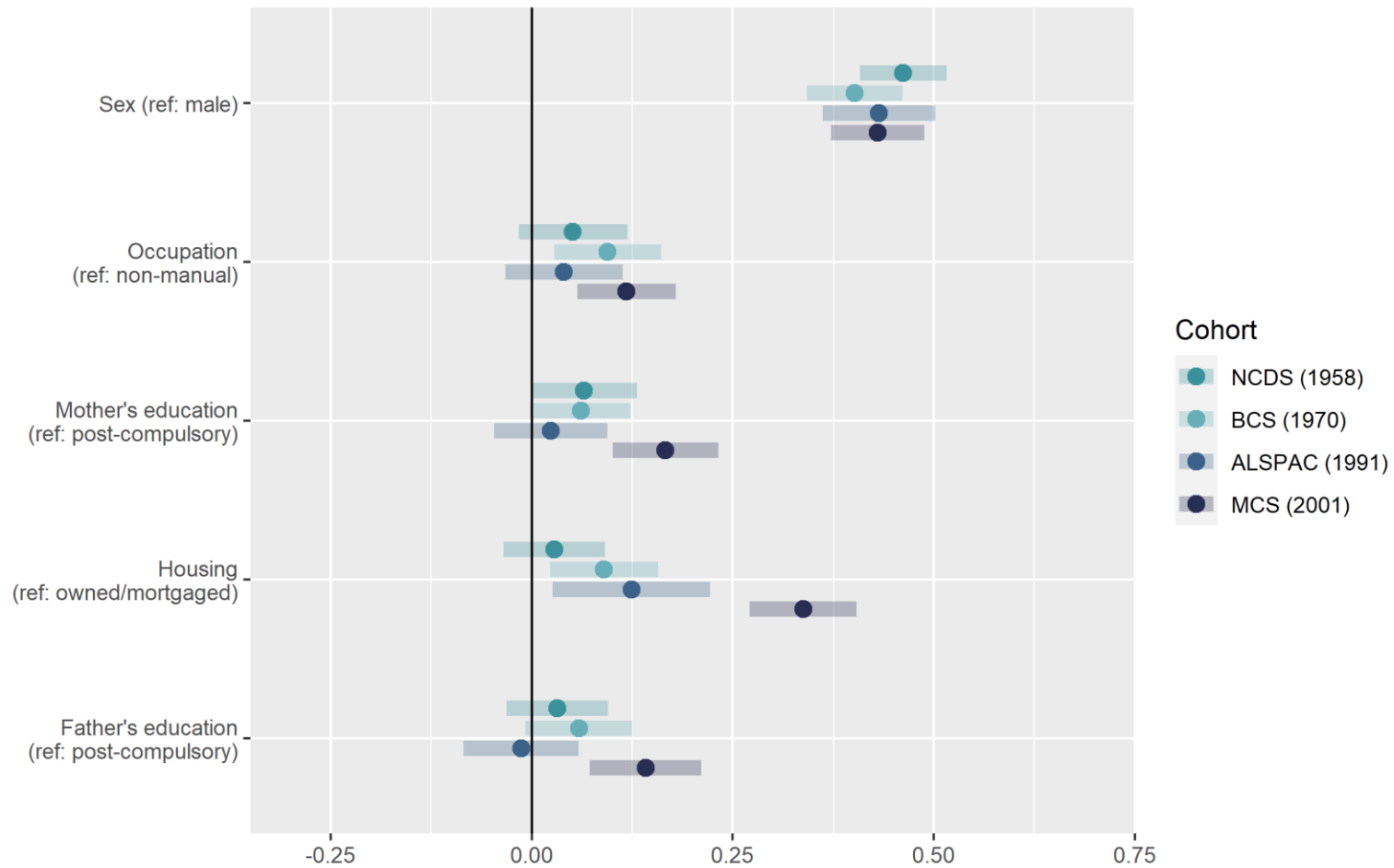


Figure 2. Standardised regression coefficients and 95% CIs showing associations between SEP indicators (Y-axis) and adolescent emotional problems (X-axis) by cohort. Reference categories for SEP predictors shown in brackets.

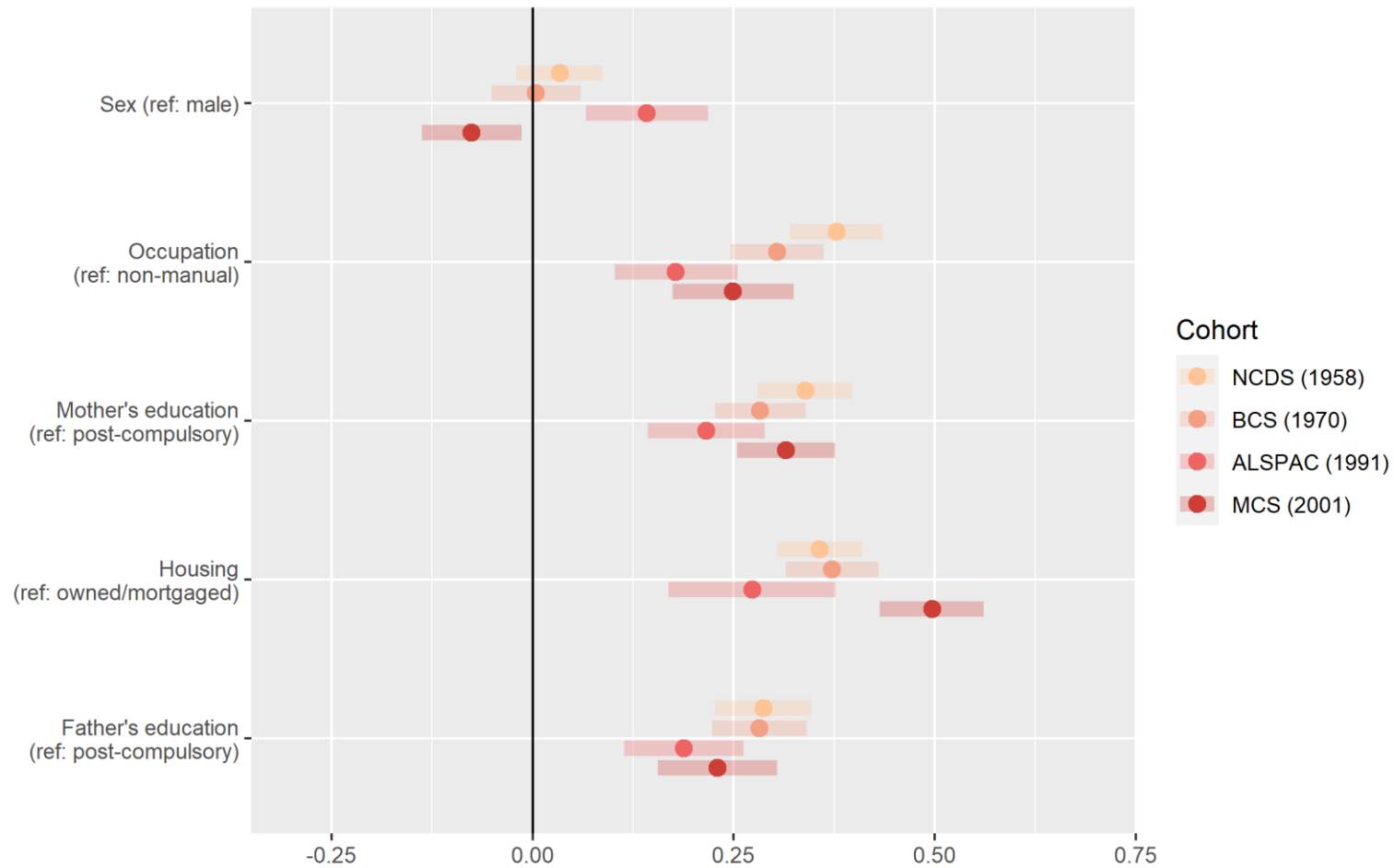


Figure 3. Standardised regression coefficients and 95% CIs showing associations between SEP indicators (Y-axis) and adolescent behavioural problems (X-axis) by cohort. Reference categories for SEP predictors shown in brackets.

References

- Abdallah, M. (2018). Mental health services and allocation of resources: where should the money flow? *The Lancet Psychiatry*, 5(6), E12.
- Aiken, L. S., Stein, J. A., & Bentler, P. M. (1994). Structural equation analyses of clinical subpopulation differences and comparative treatment outcomes: characterizing the daily lives of drug addicts. *Journal of consulting and clinical psychology*, 62(3), 488.
- Barr, B., Kinderman, P., & Whitehead, M. (2015). Trends in mental health inequalities in England during a period of recession, austerity and welfare reform 2004 to 2013. *Social science & medicine*, 147, 324-331.
- Blundell, R., Costa Dias, M., Joyce, R., & Xu, X. (2020). COVID-19 and Inequalities. *Fiscal Studies*, 41(2), 291-319.
- Bollen, K. A. (2014). *Structural equations with latent variables* (Vol. 210): John Wiley & Sons.
- Bowling, A. (2005). Mode of questionnaire administration can have serious effects on data quality. *Journal of public health*, 27(3), 281-291.
- Boyd, A., Golding, J., Macleod, J., Lawlor, D. A., Fraser, A., Henderson, J., . . . Davey Smith, G. (2013). Cohort profile: the ‘children of the 90s’—the index offspring of the Avon Longitudinal Study of Parents and Children. *International Journal of Epidemiology*, 42(1), 111-127.
- Cairney, J., & Boyle, M. H. (2004). Home ownership, mortgages and psychological distress. *Housing studies*, 19(2), 161-174.
- CLOSER. (2021). Retrieved from <https://www.closer.ac.uk/explore-the-studies/>
- Coley, R. L., O’Brien, M., & Spielvogel, B. (2019). Secular trends in adolescent depressive symptoms: growing disparities between advantaged and disadvantaged schools. *Journal of youth and adolescence*, 48(11), 2087-2098.
- Collishaw, S. (2015). Annual research review: secular trends in child and adolescent mental health. *Journal of child psychology and psychiatry*, 56(3), 370-393.
- Collishaw, S., Furzer, E., Thapar, A. K., & Sellers, R. (2019). Brief report: a comparison of child mental health inequalities in three UK population cohorts. *European child & adolescent psychiatry*, 28(11), 1547-1549.
- Connelly, R., & Platt, L. (2014). Cohort profile: UK millennium Cohort study (MCS). *International Journal of Epidemiology*, 43(6), 1719-1725.
- Conry, M. C., Morgan, K., Curry, P., McGee, H., Harrington, J., Ward, M., & Shelley, E. (2011). The clustering of health behaviours in Ireland and their relationship with mental health, self-rated health and quality of life. *BMC Public Health*, 11(1), 1-10.
- Copeland, W. E., Wolke, D., Shanahan, L., & Costello, E. J. (2015). Adult functional outcomes of common childhood psychiatric problems: a prospective, longitudinal study. *JAMA psychiatry*, 72(9), 892-899.
- De Stavola, B. L., Daniel, R. M., Ploubidis, G. B., & Micali, N. (2015). Mediation analysis with intermediate confounding: structural equation modeling viewed through the causal inference lens. *American journal of epidemiology*, 181(1), 64-80.
- Dodgeon, B., Morris, T., Crawford, C., Parsons, S., Vignoles, A., & Oldfield, Z. (2018). CLOSER Work Package 2: Harmonised Socio-Economic Measures User Guide.
- Elliott, J., & Shepherd, P. (2006). Cohort profile: 1970 British birth cohort (BCS70). *International Journal of Epidemiology*, 35(4), 836-843.
- Friedman, L., & Wall, M. (2005). Graphical views of suppression and multicollinearity in multiple linear regression. *The American Statistician*, 59(2), 127-136.

- Goodman, R. (1997). The Strengths and Difficulties Questionnaire: a research note. *Journal of child psychology and psychiatry*, 38(5), 581-586.
- Goos, M., & Manning, A. (2007). Lousy and lovely jobs: The rising polarization of work in Britain. *The review of economics and statistics*, 89(1), 118-133.
- Hatoum, A. S., Rhee, S. H., Corley, R. P., Hewitt, J. K., & Friedman, N. P. (2018). Etiology of stability and growth of internalizing and externalizing behavior problems across childhood and adolescence. *Behavior Genetics*, 48(4), 298-314.
- Högberg, B., Strandh, M., & Hagquist, C. (2020). Gender and secular trends in adolescent mental health over 24 years—The role of school-related stress. *Social science & medicine*, 250, 112890.
- Humphrey, N., & Wigelsworth, M. (2016). Making the case for universal school-based mental health screening. *Emotional and Behavioural Difficulties*, 21(1), 22-42.
- Johnston, D. W., Propper, C., Pudney, S. E., & Shields, M. A. (2014). The income gradient in childhood mental health: all in the eye of the beholder? *Journal of the Royal Statistical Society: Series A (Statistics in Society)*, 177(4), 807-827.
- Langton, E. G., Collishaw, S., Goodman, R., Pickles, A., & Maughan, B. (2011). An emerging income differential for adolescent emotional problems. *Journal of Child Psychology and Psychiatry*, 52(10), 1081-1088.
- Little, T. D. (2013). *Longitudinal structural equation modeling*: Guilford press.
- MacKinnon, D. P., Krull, J. L., & Lockwood, C. M. (2000). Equivalence of the mediation, confounding and suppression effect. *Prevention science*, 1(4), 173-181.
- McElroy, E., Ashton, M., Bagnall, A. M., Comerford, T., McKeown, M., Patalay, P., . . . Corcoran, R. (2021). The individual, place, and wellbeing—a network analysis. *BMC Public Health*, 21(1), 1-10.
- McElroy, E., Villadsen, A., Patalay, P., Goodman, A., Richards, M., Northstone, K., . . . Ploubidis, G. B. (2021). *Harmonisation and measurement properties of mental health measures in six British cohorts*. Retrieved from London: <https://www.closer.ac.uk/wp-content/uploads/210715-Harmonisation-measurement-properties-mental-health-measures-british-cohorts.pdf>
- Moulton, V., Goodman, A., Nasim, B., Ploubidis, G. B., & Gambaro, L. (2021). Parental Wealth and Children's Cognitive Ability, Mental, and Physical Health: Evidence From the UK Millennium Cohort Study. *Child development*, 92(1), 115-123.
- Muthén, L. K., & Muthén, B. O. (2017). *Mplus User's Guide. Eighth Edition*. . Los Angeles, CA: Muthén & Muthén.
- Netemeyer, R. G., Warmath, D., Fernandes, D., & Lynch Jr, J. G. (2018). How am I doing? Perceived financial well-being, its potential antecedents, and its relation to overall well-being. *Journal of Consumer Research*, 45(1), 68-89.
- Ormel, J., Raven, D., Van Oort, F., Hartman, C., Reijneveld, S., Veenstra, R., . . . Oldehinkel, A. (2015). Mental health in Dutch adolescents: a TRAILS report on prevalence, severity, age of onset, continuity and co-morbidity of DSM disorders. *Psychological Medicine*, 45(2), 345-360.
- Patalay, P., & Gage, S. H. (2018). Trends in millennial adolescent mental health and health related behaviours over ten years: a population cohort comparison study. *bioRxiv*, 407585.
- Pearce, J., & Vine, J. (2014). Quantifying residualisation: the changing nature of social housing in the UK. *Journal of Housing and the Built Environment*, 29(4), 657-675.
- Pickett, K., & Wilkinson, R. (2010). *The spirit level: Why equality is better for everyone*: Penguin UK.
- Pitchforth, J., Fahy, K., Ford, T., Wolpert, M., Viner, R. M., & Hargreaves, D. S. (2019). Mental health and well-being trends among children and young people in the UK,

- 1995–2014: analysis of repeated cross-sectional national health surveys. *Psychological medicine*, 49(8), 1275-1285.
- Ploubidis, G. B., Batty, G. D., Patalay, P., Bann, D., & Goodman, A. (2021). Association of early-life mental health with biomarkers in midlife and premature mortality: evidence from the 1958 British Birth Cohort. *JAMA psychiatry*, 78(1), 38-46.
- Ploubidis, G. B., McElroy, E., & Moreira, H. C. (2019). A longitudinal examination of the measurement equivalence of mental health assessments in two British birth cohorts. *Longitudinal and Life Course Studies*, 10(4), 471-489.
- Power, C., & Elliott, J. (2006). Cohort profile: 1958 British birth cohort (national child development study). *International Journal of Epidemiology*, 35(1), 34-41.
- Reichmann, W. M., Losina, E., Seage III, G. R., Arbelaez, C., Safren, S. A., Katz, J. N., . . . Walensky, R. P. (2010). Does modality of survey administration impact data quality: audio computer assisted self interview (ACASI) versus self-administered pen and paper? *PloS one*, 5(1), e8728.
- Reiss, F. (2013). Socioeconomic inequalities and mental health problems in children and adolescents: a systematic review. *Social science & medicine*, 90, 24-31.
- Rutter, M., Tizard, J., & Whitmore, K. (1970). *Education, health and behaviour*: Longman Publishing Group.
- Sourander, A., Helstelä, L., & Helenius, H. (1999). Parent-adolescent agreement on emotional and behavioral problems. *Social psychiatry and psychiatric epidemiology*, 34(12), 657-663.
- Swope, C. B., & Hernández, D. (2019). Housing as a determinant of health equity: A conceptual model. *Social science & medicine*, 243, 112571.
- Tibber, M. S., Walji, F., Kirkbride, J. B., & Huddy, V. (2021). The association between income inequality and adult mental health at the subnational level—a systematic review. *Social psychiatry and psychiatric epidemiology*, 1-24.
- van Vuuren, C. L., Uitenbroek, D. G., Van der Wal, M. F., & Chinapaw, M. J. (2018). Sociodemographic differences in 10-year time trends of emotional and behavioural problems among adolescents attending secondary schools in Amsterdam, The Netherlands. *European child & adolescent psychiatry*, 27(12), 1621-1631.
- VanderWeele, T., & Vansteelandt, S. (2014). Mediation analysis with multiple mediators. *Epidemiologic methods*, 2(1), 95-115.
- Wagner, G., Zeiler, M., Waldherr, K., Philipp, J., Truttmann, S., Dür, W., . . . Karwautz, A. F. (2017). Mental health problems in Austrian adolescents: a nationwide, two-stage epidemiological study applying DSM-5 criteria. *European child & adolescent psychiatry*, 26(12), 1483-1499.
- Walker, I., & Zhu, Y. (2003). Education, earnings and productivity: recent UK evidence. *Labour Market Trends*, 111(3), 145-152.