

Journal Pre-proof

Vaccination against SARS-CoV-2 protects from morbidity, mortality, and sequelae from COVID19 in patients with cancer

David J. Pinato, MD PhD, Daniela Ferrante, PhD, Juan Aguilar-Company, MD, Mark Bower, MD PhD, Ramon Salazar, MD PhD, Oriol Mirallas, MD, Anna Sureda, MD PhD, Alexia Bertuzzi, MD, Joan Brunet, MD PhD, Matteo Lambertini, MD PhD, Clara Maluquer, MD, Paolo Pedrazzoli, MD, Federica Biello, MD, Alvin JX. Lee, MD, Christopher CT. Sng, MD, Raquel Liñan, MD, Sabrina Rossi, MD, M. Carmen Carmona-García, MD, Rachel Sharkey, RN, Simeon Eremiev, MD, Gianpiero Rizzo, MD, Hamish DC. Bain, MD, Tamara Yu, MD, Claudia Andrea Cruz, MD, Marta Perachino, MD, Nadia Saoudi-Gonzalez, MD, Roser Fort-Culillas, MD, Kris Doonga, MD, Laura Fox, MD, Elisa Roldán, MD, Federica Zoratto, MD, Gianluca Gaidano, MD, Isabel Ruiz-Camps, MD PhD, Riccardo Bruna, MD, Andrea Patriarca, MD, Marianne Shawe-Taylor, MD, Vittorio Fusco, MD, Clara Martinez-Vila, MD, Rossana Berardi, MD PhD, Marco Filetti, MD, Francesca Mazzoni, MD, Armando Santoro, MD, Sara Delfanti, MD, Alessandro Parisi, MD, Paola Queirolo, MD, Avinash Aujayeb, MD, Lorenza Rimassa, MD, Aleix Prat, MD PhD, Josep Taberner, MD PhD, Alessandra Gennari, MD PhD, Alessio Cortellini, MD, On behalf of the OnCovid study group (investigators list is provided as supplementary material)



PII: S0959-8049(22)00276-3

DOI: <https://doi.org/10.1016/j.ejca.2022.04.036>

Reference: EJC 12460

To appear in: *European Journal of Cancer*

Received Date: 11 March 2022

Revised Date: 18 April 2022

Accepted Date: 25 April 2022

Please cite this article as: Pinato DJ, Ferrante D, Aguilar-Company J, Bower M, Salazar R, Mirallas O, Sureda A, Bertuzzi A, Brunet J, Lambertini M, Maluquer C, Pedrazzoli P, Biello F, Lee AJ, Sng CC, Liñan R, Rossi S, Carmona-García MC, Sharkey R, Eremiev S, Rizzo G, Bain HD, Yu T, Cruz CA, Perachino M, Saoudi-Gonzalez N, Fort-Culillas R, Doonga K, Fox L, Roldán E, Zoratto F, Gaidano G, Ruiz-Camps I, Bruna R, Patriarca A, Shawe-Taylor M, Fusco V, Martinez-Vila C, Berardi R, Filetti M, Mazzoni F, Santoro A, Delfanti S, Parisi A, Queirolo P, Aujayeb A, Rimassa L, Prat A, Taberner

J, Gennari A, Cortellini A, On behalf of the OnCovid study group (investigators list is provided as supplementary material), Vaccination against SARS-CoV-2 protects from morbidity, mortality, and sequelae from COVID19 in patients with cancer, *European Journal of Cancer*, <https://doi.org/10.1016/j.ejca.2022.04.036>.

This is a PDF file of an article that has undergone enhancements after acceptance, such as the addition of a cover page and metadata, and formatting for readability, but it is not yet the definitive version of record. This version will undergo additional copyediting, typesetting and review before it is published in its final form, but we are providing this version to give early visibility of the article. Please note that, during the production process, errors may be discovered which could affect the content, and all legal disclaimers that apply to the journal pertain.

© 2022 Elsevier Ltd. All rights reserved.

Running title: COVID-19 vaccines in patients with cancer.

Vaccination against SARS-CoV-2 protects from morbidity, mortality, and sequelae from COVID19 in patients with cancer.

David J. Pinato^{1,2} MD PhD, Daniela Ferrante³ PhD, Juan Aguilar-Company^{4,5} MD, Mark Bower⁶ MD PhD, Ramon Salazar⁷ MD PhD, Oriol Mirallas⁴ MD, Anna Sureda⁸ MD PhD, Alexia Bertuzzi⁹ MD, Joan Brunet¹⁰ MD PhD, Matteo Lambertini^{11,12} MD PhD, Clara Maluquer⁸ MD, Paolo Pedrazzoli^{13,14} MD, Federica Biello² MD, Alvin JX Lee¹⁵ MD, Christopher CT Sng¹⁵ MD, Raquel Liñan¹⁰ MD, Sabrina Rossi⁹ MD, M. Carmen Carmona-García¹⁰ MD, Rachel Sharkey⁶ RN, Simeon Eremiev⁴ MD, Gianpiero Rizzo¹³ MD, Hamish DC Bain¹⁵ MD, Tamara Yu¹⁵ MD, Claudia Andrea Cruz¹⁶ MD, Marta Perachino^{11,12} MD, Nadia Saoudi-Gonzalez⁴ MD, Roser Fort-Cullillas¹⁰ MD, Kris Doonga⁶ MD, Laura Fox¹⁷ MD, Elisa Roldán⁴ MD, Federica Zoratto¹⁸ MD, Gianluca Gaidano¹⁹ MD, Isabel Ruiz-Camps⁵ MD PhD, Riccardo Bruna¹⁹ MD, Andrea Patriarca¹⁹ MD, Marianne Shawe-Taylor¹⁵ MD, Vittorio Fusco²⁰ MD, Clara Martinez-Vila²¹ MD, Rossana Berardi²² MD PhD, Marco Filetti²³ MD, Francesca Mazzoni²⁴ MD, Armando Santoro^{9,25} MD, Sara Delfanti²⁶ MD, Alessandro Parisi²⁷ MD, Paola Queirolo²⁸ MD, Avinash Aujayeb²⁹ MD, Lorenza Rimassa^{9,25} MD, Aleix Prat^{16,30} MD PhD, Josep Tabernero³¹ MD PhD, Alessandra Gennari² MD PhD, Alessio Cortellini¹ MD.

On behalf of the OnCovid study group (investigators list is provided as supplementary material).

1. Department of Surgery & Cancer, Imperial College London, Hammersmith Hospital, London, UK;
2. Division of Oncology, Department of Translational Medicine, University of Piemonte Orientale, Novara, Italy;
3. Department of Translational Medicine, Unit of Medical Statistics, University of Piemonte Orientale, Novara, Italy;
4. Medical Oncology, Vall d'Hebron University Hospital and Institute of Oncology (VHIO), Barcelona, Spain;
5. Infectious Diseases, Vall d'Hebron University Hospital, Barcelona, Spain;
6. Department of Oncology and National Centre for HIV Malignancy, Chelsea and Westminster Hospital, London, UK;
7. Department of Medical Oncology, ICO L'Hospitalet, Oncobell Program (IDIBELL), CIBERONC, Hospitalet de Llobregat, Spain;
8. Haematology Department, ICO Hospitalet, Hospitalet de Llobregat, IDIBELL, Universitat de Barcelona, Barcelona, Spain;
9. Medical Oncology and Hematology Unit, Humanitas Cancer Center, IRCCS Humanitas Research Hospital, Rozzano, Milan, Italy;
10. Department of Medical Oncology, Catalan Institute of Oncology, University Hospital Josep Trueta, Girona, Spain;
11. Medical Oncology Department, U.O. Clinica di Oncologia Medica, IRCCS Ospedale Policlinico San Martino, Genova, Italy;
12. Department of Internal Medicine and Medical Specialties (DiMI), School of Medicine, University of Genova, Genova, Italy;
13. Medical Oncology Unit, Fondazione IRCCS Policlinico San Matteo, Pavia, Italy;
14. Department of Internal Medicine and Medical Therapy, University of Pavia, Pavia Italy;
15. Cancer Division, University College London Hospitals, London, UK;
16. Department of Medical Oncology, Hospital Clinic, Barcelona, Spain;
17. Department of Hematology, Vall d'Hebron University Hospital and Institute of Oncology (VHIO), Barcelona, Spain;
18. Medical Oncology, St Maria Goretti Hospital, Latina, Italy;
19. Division of Haematology, Department of Translational Medicine, University of Piemonte Orientale and Maggiore della Carità Hospital, Novara, Italy;
20. Oncology Unit and Centro Documentazione Osteonecrosi, Azienda Ospedaliera "SS Antonio e Biagio e Cesare Arrigo", Alessandria, Italy;
21. Fundació Althaia Manresa, Manresa, Spain;
22. Medical Oncology, AOU Ospedali Riuniti, Polytechnic University of the Marche Region, Ancona, Italy;
23. Medical Oncology, St. Andrea Hospital, Rome, Italy;
24. Medical Oncology, Careggi University Hospital, Florence, Italy;

25. Department of Biomedical Sciences, Humanitas University, Via Rita Levi Montalcini, 20090 Pieve Emanuele, Milan, Italy;
26. Mesothelioma Unit, Azienda Ospedaliera SS Antonio e Biagio e Cesare Arrigo, Alessandria, Italy;
27. Department of Life, Health & Environmental Sciences, University of L'Aquila, L'Aquila, Italy;
28. Melanoma and Sarcoma Medical Treatment Unit, IEO - Istituto Europeo di Oncologia, Milan, Italy;
29. Respiratory Department, Northumbria Healthcare NHS Foundation Trust, North Shields, UK;
30. Translational Genomics and Targeted Therapies in Solid Tumors, IDIBAPS, Barcelona, Spain;
31. Medical Oncology, Vall d'Hebron University Hospital and Institute of Oncology (VHIO), IOB-Quiron, UVic-UCC, Barcelona, Spain.

WORD COUNT (excluding headings): 2663

Running Head: SARS-CoV-2 vaccines in patients with cancer

To whom correspondence should be addressed:

Dr Alessio Cortellini MD
Imperial College London Hammersmith Campus,
Tel: +44 020 83833720
E-mail: alessiocortellini@gmail.com, a.cortellini@imperial.ac.uk

Abstract

Background: Although SARS-CoV-2 vaccines immunogenicity in patients with cancer has been investigated, whether they can significantly improve the severity of COVID-19 in this specific population is undefined.

Methods: Capitalizing on OnCovid (NCT04393974) registry data we reported COVID-19 mortality and proxies of COVID-19 morbidity, including post COVID-19 outcomes, according to the vaccination status of the included patients.

Results: 2090 eligible patients diagnosed with COVID-19 between 02/2020 and 11/2021 were included, of whom 1930 (92.3%) unvaccinated, 91 (4.4%) fully vaccinated and 69 (3.3%) partially vaccinated. With the exception of a higher prevalence of patients from the UK ($p=0.0003$) and receiving systemic anticancer therapy at COVID-19 diagnosis ($p=0.0082$) among fully vaccinated patients, no demographics/oncological features were associated with vaccination status. The 14-days case fatality rate (CFR) (5.5% vs 20.7%, $p=0.0004$) and the 28-days CFR (13.2% vs 27.4%, $p=0.0028$) demonstrated a significant improvement for fully vaccinated patients in comparison with unvaccinated patients. The receipt of prior full vaccination was also associated with reduced symptomatic COVID-19 (79.1% vs 88.5%, $p=0.0070$), need of COVID-19 oriented therapy (34.9% vs 63.2%, $p<0.0001$), complications from COVID-19 (28.6% vs 39.4%, $p=0.0379$), hospitalizations due to COVID-19 (42.2% vs 52.5%, $p=0.0007$), and oxygen therapy requirement (35.7% vs 52%, $p=0.0036$). Following Inverse Probability Treatment Weighting (IPTW) procedure no statistically significant difference according to the vaccination status was confirmed; however, all COVID-19 related outcomes were concordantly in favour of full vaccination. Among the 1228 (58.8%) patients who underwent a formal reassessment at participating centers after COVID-19 resolution, fully vaccinated patients experienced less sequelae than unvaccinated patients (6.7% vs 17.2%, $p=0.0320$).

Conclusions: This analysis provides initial evidence in support of the beneficial effect of SARS-CoV-2 vaccines against morbidity and mortality from COVID-19 in patients with cancer.

Keywords: COVID-19, SARS-CoV-2, vaccines, prevention, cancer, clinical efficacy.

INTRODUCTION.

Patients with cancer are intrinsically more vulnerable to morbidity and mortality from Coronavirus Disease 2019 (COVID-19)^{1,2}. All levels of cancer care including screening, diagnosis and treatment have been heavily impacted by the Severe Acute Respiratory Syndrome Coronavirus 2 (SARS-CoV-2) pandemic^{3,4}. In addition to the threat imposed by acute morbidity and mortality from COVID-19 in cancer patients, recent evidence highlights that oncological continuity of care can be further disrupted by long term consequences from COVID-19, which affect approximately 15% of patients with cancer who recover from the acute phase⁵.

Widespread vaccination against SARS-Cov-2 represents a highly important public health measure to reduce severity and lethality of SARS-Cov-2.

The immunogenicity and safety profile of SARS-Cov-2 vaccines have been widely investigated across several type of cancers and irrespective of exposure to recent anti-cancer therapy⁶⁻⁸. Evidence of seroconversion following SARS-Cov-2 vaccination confirmed an antibody response in >90% of patients with solid tumours^{9,10}, which is comparable to the general population¹¹. However, several reports highlight that a proportion of patients with cancer, such as those with haematological malignancies undergoing anti-CD20 treatments, elicit a diminished immune response to vaccines with seroconversion rates of <60%^{9,10}

Evidence on the efficacy of SARS-Cov-2 vaccines from randomized clinical trials is limited to patients with stable oncological disease and off immunosuppressive anti-cancer therapy at the time of vaccination¹². Therefore, unresolved questions exist around whether SARS-CoV-2 vaccination is effective independent of anti-cancer treatment and whether vaccinal immunity protects from long-term consequences from COVID-19.

With these premises in mind, we performed a dedicated update of the OnCovid registry to provide initial evidence regarding the magnitude of clinical benefit of SARS-CoV-2 vaccines in influencing outcome from COVID-19 in a large real-world oncological population.

STUDY DESIGN AND OUTCOMES.

OnCovid (NCT04393974) is a European registry study that collects data from consecutive patients with solid/hematologic malignancy diagnosed with COVID-19.

By the data lock of 22/12/2021, the registry included 3237 patients diagnosed with COVID-19 between the 27/02/2020 and the 30/11/2021. Patients with unknown

vaccination status were excluded. Similarly, to maintain consecutive accrual, we excluded centres that did not actively enroll subjects during the March-December accrual timeframe. A list of participating centers with eligible patients for this analysis is provided in **Supplementary Table 1**.

The primary objective of this study was to describe COVID-19 mortality in patients with cancer according to SARS-CoV-2 vaccination status. As secondary objectives we estimated the impact of COVID-19 vaccines on COVID-19 symptoms and morbidity. In addition, we evaluated whether receipt of SARS-CoV-2 vaccination was associated with the occurrence of COVID-19 sequelae among patients who underwent a clinical reassessment at the participating centers.

Patients were categorized as fully vaccinated at the time of COVID-19 diagnosis if they had received two doses for the BNT162b2, mRNA-1273, and ChAdOx1-S vaccines or in case of infection diagnosed at least 28 days after a single dose of the Ad.26.COVS vaccine¹³. Patients who received at least one vaccination, without meeting the above-mentioned criteria, were considered partially vaccinated.

Acknowledging the competing influence of the underlying malignancy in determining clinical outcomes, we elected the all-cause 14-days case fatality rate (CFR) as the clinical endpoints of interest, in an attempt of differentiating early (COVID-19 related) from late (cancer-related) mortality as already done in with our registry¹⁴. Considering the limited number of 14-days events recorded among fully vaccinated patients, which prevented the planned Inverse Probability of Treatment Weighting (IPTW) procedure, we also evaluated the 28-days CFR.

First, we reported the distribution of key demographics and oncological characteristics consistently associated with clinical outcome in the study population^{5,14-18} across the vaccination categories, subsequently, we analyzed COVID-19 related outcomes according to the vaccination status, with a formal comparison between fully vaccinated and unvaccinated patients.

We then reported prevalence and distribution of COVID-19 associated symptoms, and as proxy of COVID-19 morbidity, we analyzed other COVID-19 related outcomes reproducibly described in the registry^{5,14-17}, including the need of COVID-19 oriented therapy, the incidence of COVID-19 complications, the hospitalization rate and the need of oxygen therapy.

Although recognizing that the unbalanced sample size of the vaccination subgroups did not allow a powered and formal weighted comparison, we performed as exploratory analysis an IPTW procedure including key baseline demographics and oncological characteristics, to provide a preliminary adjusted estimation of the CFR and COVID-19 related outcomes.

Considering the evidence of a mild decrease over time of the antibody response to SARS-CoV-2 vaccination^{19,20}, we also provided a descriptive analysis of COVID-19 outcome according to vaccination timing, including only patients with available date of vaccination. For this purpose, fully vaccinated patients were considered those who had received two doses of the BNT162b2, mRNA-1273, and ChAdOx1-S vaccines at least 7 days before the infection and those who received one dose of the Ad.26.COVS vaccine at least 28 days before the breakthrough infection^{13,21-23}. Patients who received at least one vaccination, without meeting the above-mentioned criteria, were considered partially vaccinated, while those patients diagnosed with COVID-19 more than 6-months following the complete vaccination were considered separately.

Lastly, in order to describe the potential role of SARS-CoV-2 vaccines in reducing the occurrence of COVID-19 sequelae in patients with cancer, we focused on those patients who underwent a formal clinical assessment at the participating centers after COVID-19 recovery as previously done⁵, and reported the incidence of COVID-19 sequelae according to their vaccination status. Sequelae were assessed by treating physicians as per local practice, and categorized according to the system/organ involved into: respiratory symptoms (including dyspnoea and chronic cough), residual fatigue, weight loss, neuro-cognitive sequelae (including cognitive, visual impairment, ano/dysosmia - age/dysgeusia, headache, confusion, lethargy), and others (including other organs disfunctions, residual fever, muscle cramps, arthralgia, skin conditions, etc). For the purpose of the analysis, COVID-19 sequelae were further clustered as: respiratory (either alone or combined with other complications) and post COVID-19 fatigue.

A detailed description of study methodology and statistical analysis is provided in **Supplementary eMethods**.

RESULTS.

Vaccination and patients' characteristics

At the time of database lock, the registry included 3237 patients. A total of 129 patients were excluded due to unconfirmed date of COVID-19 diagnosis and missing mortality outcome, another 133 patients were excluded because of unknown vaccination status. A further group of 885 patients previously entered from centers which did not enroll patients for the present update were further excluded to maintain consecutive accrual and minimize selection bias (**Figure 1**).

In total, 2090 eligible patients (67.2%) were included in this analysis, including 1930 (92.3%) unvaccinated, 91 (4.4%) fully vaccinated and 69 (3.3%) partially vaccinated

patients. Among fully vaccinated patients 54 (59.3%) received the BNT162b2 vaccine, 18 (19.8%) received the mRNA-1273 vaccine, 16 (17.6%) received the ChAdOx1-S vaccine and 3 (3.3%) received the Ad.26.COV2.S vaccine. Among partially vaccinated patients 32 (46.4%) received the BNT162b2 vaccine, 27 (39.1%) received the mRNA-1273 vaccine and 10 (14.5%) received the ChAdOx1-S vaccine.

Table 1 reports the detailed distribution of demographics and oncological characteristics across the vaccination subgroups. As compared to unvaccinated patients, there was a higher prevalence of patients from the United Kingdom (49.5% vs 31.5%, $p=0.0003$) and receiving systemic anticancer therapy at COVID-19 diagnosis (54.5% vs 40.3%, $p=0.0082$) among fully vaccinated patients, while no other characteristics including sex, age, comorbidities burden and tumour features were significantly associated with vaccination status. Of note, primary tumour types were well balanced across vaccination subgroups. Importantly, the great majority of patients diagnosed after the approval of the first SARS-CoV-2 vaccine in UK were still unvaccinated at COVID-19 diagnosis (560 vs 91/69 fully and partially vaccinated patients respectively).

Full vaccination is associated with improvement in COVID-19 morbidity and mortality.

The 14-days CFR were significantly lower in fully vaccinated patients (5.5%) in comparison with unvaccinated patients (20.7%, $p=0.0004$). Similarly, the 28-days CFR was significantly lower among fully vaccinated patients compared with unvaccinated patients (13.2% vs 27.4%, $p=0.0028$). Compared to unvaccinated patients, the receipt of a full vaccination course was associated with improved morbidity from COVID-19, as showed by the significant reduction in the rates of symptomatic COVID-19 (79.1% vs 88.5%, $p=0.0070$), provision of COVID-19-specific therapy (34.9% vs 63.2%, $p<0.0001$), acute complications from COVID-19 (28.6% vs 39.4%, $p=0.0379$), hospitalizations due to COVID-19 (42.2% vs 52.5%, $p=0.0007$) and requirement for oxygen therapy (35.7% vs 52%, $p=0.0036$). **Table 2** provides a summary of COVID-19 related outcomes according to the vaccination status, also visualized in **Figure 2A** and reported as unadjusted OR in **Figure 3A**.

IPTW analysis showed trends towards improvement in COVID-19 outcomes for fully vaccinated patients, however no statistically significant difference according to vaccination status can be confirmed for the 28-days CFR (adjusted odds ratio - AOR 0.32, 95% Confidence Intervals - CI: 0.01-13.34), COVID-19 symptoms (AOR 0.46, 95%CI: 0.02-8.19), need of COVID-19 oriented therapy (AOR 0.29, 95%CI: 0.02-3.65), oxygen therapy (AOR 0.43, 95%CI: 0.03-6.18), complications from COVID-19 (AOR

0.48, 95%CI: 0.03-7.90), and hospitalization due to COVID-19 (AOR 0.27, 95%CI: 0.02-4.71) (**Figure 3B**). Multivariable logistic models for each outcome are reported in **Supplementary Table 2**.

Time-dependent characteristics of the relationship between SARS-Cov-2 vaccination and outcomes from COVID-19 infection.

In view of the time-dependent efficacy of SARS-Cov-2 vaccines²⁰, we postulated whether the improvement in COVID-19 outcomes seen in fully vaccinated patients could change as a function of time. The exact dates of all vaccination doses were available for 147 patients. For this analysis 70 patients (47.6%) were considered partially vaccinated, 64 patients (43.5%) fully vaccinated ≥ 6 months from the infection, and 13 patients (8.9%) fully vaccinated more than 6 months prior to the date of infection. Among partially vaccinated patients 33 (47.1%) received the BNT162b2 vaccine, 27 (38.6%) received mRNA-1273 and 10 (14.3%) received ChAdOx1-S. Among fully vaccinated patients, 31 (48.4%) received the BNT162b2 vaccine, 17 (26.6%) received mRNA-1273, 13 (20.3%) ChAdOx1-S and 3 (4.7%) Ad.26.CO2.S. Among the patients vaccinated ≥ 6 months from the infection, 11 (84.6%) received BNT162b2, 1 (7.7%) mRNA-1273, and 1 (7.7%) ChAdOx1-S. As summarized in **Supplementary Table 3** and **Supplementary Figure 1**, we observed a trend towards incremental improvement in all COVID-19-related outcomes across unvaccinated/partially vaccinated to fully vaccinated patients, followed by an increasing trend among patients vaccinated ≥ 6 months from the infection.

Vaccination against SARS-CoV-2 is associated with lower prevalence of COVID-19 sequelae in patients with cancer.

By the data lock, 1228 (58.8%) of the eligible patients underwent a formal clinical reassessment at participating centers after a median time of 40 days from COVID-19 diagnosis (Inter quartile range: 25-68). Baseline demographics and oncological characteristics stratified by vaccination status are summarized in **Supplementary Table 4**. Similar to what reported for the overall population, fully vaccinated patients were more likely from the United Kingdom (46.7% vs 21.9%, $p=0.0003$) and were receiving systemic anticancer therapy (SACT) at COVID-19 diagnosis (62.7% vs 47.6%, $p=0.0235$). No other feature was associated with vaccination status.

Overall, 199 patients (16.2%) reported at least one COVID-19 sequela. As showed in **Figure 2B**, the proportion of patients reporting at least 1 sequela from COVID-19 was significantly lower in fully vaccinated patients compared to unvaccinated controls

(6.7% vs 17.2%, $p=0.0320$), with no difference in the distribution of individual type of sequelae across groups (**Supplementary Table 5**).

DISCUSSION.

Vaccinal immunity to SARS-CoV-2 has radically changed the natural history of COVID-19. Whilst only partially effective in controlling viral transmission, especially after the emergence of novel variants of concern, vaccines remain widely effective in reducing the severity of COVID-19²³⁻²⁶. However, their remarkable clinical efficacy has been only partially demonstrated in patients with cancer¹².

Recently, data from the COVID-19 and Cancer Consortium (CCC19) on 54 fully vaccinated patients reported comparable rates of mortality and risk of adverse outcome from COVID-19 irrespective of vaccination status, highlighting that vaccine protection vaccination may be incomplete in patients with cancer, and supporting the need for further investigation in independent cohorts²⁷.

In this analysis of the OnCovid registry, we documented for the first time that patients who contracted SARS-Cov-2 after full vaccination were characterised by a lower probability of severe COVID-19 and mortality compared to unvaccinated controls.

Univariable analyses demonstrate a reduction in CFR 14- and 28-days post infection for fully vaccinated patients compared to unvaccinated patients. All indices of COVID-19 morbidity showed a protective effect for fully vaccinated patients, including COVID-19 symptoms, requirement for COVID-19-oriented therapy and oxygen therapy, complications and hospitalization rates due to COVID-19.

The retrospective design of our study and the relatively low proportion of fully vaccinated subjects by data cut-off underscores the preliminary nature of our findings. Baseline characteristics were comparable across exposed and unexposed groups, lending credence to the view that the improvement in outcomes observed in vaccinated patients may be truly due to SARS-Cov-2 immunity. While primary analyses confirmed our hypothesis, IPTW models yielded non statistically significant trends towards improvement of outcomes, as a likely result of largely unbalanced sample size of patients' subgrouping.

In a clinical setting that is deprived from solid level I evidence and within the limitation of a registry study, our findings provide a meaningful contribution to the growing body of knowledge demonstrating the ability of SARS-CoV-2 vaccines as a measure to reduce adverse outcome from the disease. Compelling evidence suggests how SARS-CoV-2 vaccination induces effective immune responses across different tumour types and irrespective of recent exposure to diverse anti-cancer therapies⁶⁻⁸. However, protective immunity is not universal in patients with cancer, where evidence of an at diminished immunogenicity has been shown in patients with haematological

malignancies and after treatment with CD20 inhibitors^{7,9,10}: a finding that may explain the heterogeneity of results reported by the CCC19, which included 35% of patients with haematological malignancies among those fully vaccinated²⁷, compared to 12% of our cohort.

Whilst the retrospective nature of our study does not allow us to conclude that the association between full vaccination and improved outcome is truly causal, documentation of CFRs of 5.5% in this subgroup is highly important as it provides an important new benchmark in a more contemporary and clinically relevant estimate of lethality from COVID-19 in the post-vaccinal era¹⁴, as it impressively diverges from the >30% estimates reported during the initial phase of the pandemic across different registries^{17,28,29}.

Baseline demographics and oncological characteristics, all well balanced across groups, are an unlikely source of bias. The uneven distribution in country of origin and SACT exposure can be easily explained by country-specific differences in the delivery of immunization campaigns, where vaccines were often offered alongside SACT in some centres.

The evidence that vaccine response may decrease over time^{19,20} mirrors our descriptive analysis of vaccination timing, which suggests that the protection provided by SARS-CoV-2 vaccines declines beyond the 6-months landmark. These findings may also be related with the emergence of new variants of concern, such as the B.1.617.2 (delta), which has a higher transmissibility than previous strains and proved to cause a higher rate of breakthrough infections^{30,31}. Taken together, these results support the need of prioritizing frail patients for booster doses, to sustain vaccines immunogenicity over time³².

Another important question that has not been addressed in any previous study in oncological patients is whether vaccinal immunity may affect the risk of developing COVID-19 sequelae. In a recent analysis of the OnCovid registry, we demonstrated that COVID-19 is detrimental to patients' outcome even beyond the acute phase of the disease. COVID-19 sequelae can affect ~15% of patients, with long term consequences for their continuity of care and survival⁵. From this perspective, the additional analysis performed among COVID-19 survivors who underwent a clinical reassessment at participating centres suggests that the protection provided by vaccines extends beyond the acute phase, as supported by the reduced incidence of sequelae in fully vaccinated patients.

Our data collection relies on unplanned time intervals to capture vaccine administration, which could lead to determination bias. Moreover, breakthrough infections could have been asymptomatic with an associated risk of diminished

reporting and underestimation of the effect. However, hard endpoints like mortality/severe disease were unlikely affected.

Notably, we did not discuss booster/third doses, as by the data lock only a small minority of breakthrough infections among patients who received it had been reported. However, considering the recently emerged B.1.1.529 (omicron) variant, its different immunogenic profile, and the wave of infections recorded in Europe during December 2021 and January 2022^{33,34}, a dedicated update is currently ongoing, to produce reliable dedicated evidence.

Although preliminary, this study provides novel evidence supporting the clinical efficacy against COVID-19 morbidity, mortality and sequelae of SARS-CoV-2 vaccines in a large real-world population of patients with cancer. Universal SARS-CoV-2 vaccination should remain a goal in the management of patients with cancer during and beyond the COVID-19 pandemic.

Role of the funding source

OnCovid is sponsored by Imperial College London and received direct project funding and infrastructural support by the NIHR Imperial Biomedical Research Centre (BRC). The views expressed are those of the author(s) and not necessarily those of the NIHR or the Department of Health and Social Care. Neither sponsor nor the funders of the study had any role in study design, data collection, data analysis, data interpretation, or writing of the report. All authors had access to all the data reported in the study.

Ethical approval and consent to participate

OnCovid was granted central approval by the United Kingdom Health Research Authority (20/HRA/1608) and by the corresponding research ethics committees at each participating institution. Full waiver of consent due to the retrospective nature of the study was granted by the UK HRA in accordance with UK law.

Authors' Contributions

All authors contributed to the publication according to the ICMJE guidelines for the authorship. All authors read and approved the submitted version of the manuscript (and any substantially modified version that involves the author's contribution to the study). Each author has agreed both to be personally accountable for the author's own contributions and to ensure that questions related to the accuracy or integrity of any part of the work, even ones in which the author was not personally involved, are appropriately investigated, resolved, and the resolution documented in the literature.

Acknowledgements

OnCovid received direct project funding and infrastructural support by the NIHR Imperial Biomedical Research Centre (BRC).

Alessio Cortellini is supported by the National Institute for Health Research (NIHR) Imperial Biomedical Research Centre (BRC).

David J Pinato is supported by grant funding from the Wellcome Trust Strategic Fund (PS3416) and from the Associazione Italiana per la Ricerca sul Cancro (AIRC MFAG Grant ID 25697) and acknowledges support by the NIHR Imperial Biomedical Research Centre (BRC), the Imperial Experimental Cancer Medicine Centre (ECMC) and the Imperial College Tissue Bank.

G. Gaidano is supported by the AIRC 5 × 1000 Grant, No. 21198, Associazione Italiana per la Ricerca sul Cancro Foundation, Milan, Italy. A. Gennari is supported by the AIRC IG Grant, No. 14230, Associazione Italiana per la Ricerca sul Cancro Foundation, Milan, Italy. A. Gennari and G. Gaidano from the University of Piemonte Orientale (Novara, Italy) acknowledge support from the UPO Aging Project.

Consent for Publication

Informed consent was waived by competent authorities due to anonymized nature of patient data and retrospective design of the study.

Availability of Data and Material

Study data made available upon reasonable request.

References.

1. Giannakoulis VG, Papoutsi E, Siempos, II. Effect of Cancer on Clinical Outcomes of Patients With COVID-19: A Meta-Analysis of Patient Data. *JCO Glob Oncol* 2020; **6**: 799-808.
2. Tagliamento M, Agostinetti E, Bruzzone M, et al. Mortality in adult patients with solid or hematological malignancies and SARS-CoV-2 infection with a specific focus on lung and breast cancers: A systematic review and meta-analysis. *Crit Rev Oncol Hematol* 2021; **163**: 103365.
3. Greenwood E, Swanton C. Consequences of COVID-19 for cancer care - a CRUK perspective. *Nat Rev Clin Oncol* 2021; **18**(1): 3-4.
4. Jones D, Neal RD, Duffy SRG, Scott SE, Whitaker KL, Brain K. Impact of the COVID-19 pandemic on the symptomatic diagnosis of cancer: the view from primary care. *Lancet Oncol* 2020; **21**(6): 748-50.
5. Pinato DJ, Tabernero J, Bower M, et al. Prevalence and impact of COVID-19 sequelae on treatment and survival of patients with cancer who recovered from SARS-CoV-2 infection: evidence from the OnCovid retrospective, multicentre registry study. *Lancet Oncol* 2021; **22**(12): 1669-80.
6. Oosting SF, van der Veldt AAM, GeurtsvanKessel CH, et al. mRNA-1273 COVID-19 vaccination in patients receiving chemotherapy, immunotherapy, or chemoimmunotherapy for solid tumours: a prospective, multicentre, non-inferiority trial. *Lancet Oncol* 2021; **22**(12): 1681-91.
7. Fendler A, Shepherd STC, Au L, et al. Adaptive immunity and neutralizing antibodies against SARS-CoV-2 variants of concern following vaccination in patients with cancer: the CAPTURE study. *Nature Cancer* 2021; **2**(12): 1305-20.
8. Fendler A, Au L, Shepherd STC, et al. Functional antibody and T cell immunity following SARS-CoV-2 infection, including by variants of concern, in patients with cancer: the CAPTURE study. *Nature Cancer* 2021; **2**(12): 1321-37.
9. Becerril-Gaitan A, Vaca-Cartagena BF, Ferrigno AS, et al. Immunogenicity and risk of Severe Acute Respiratory Syndrome Coronavirus 2 (SARS-CoV-2) infection after Coronavirus Disease 2019 (COVID-19) vaccination in patients with cancer: a systematic review and meta-analysis. *Eur J Cancer* 2022; **160**: 243-60.
10. Addeo A, Shah PK, Bordry N, et al. Immunogenicity of SARS-CoV-2 messenger RNA vaccines in patients with cancer. *Cancer Cell* 2021; **39**(8): 1091-8 e2.
11. Wei J, Stoesser N, Matthews PC, et al. Antibody responses to SARS-CoV-2 vaccines in 45,965 adults from the general population of the United Kingdom. *Nature Microbiology* 2021; **6**(9): 1140-9.
12. Thomas SJ, Perez JL, Lockhart SP, et al. 1558O COVID-19 vaccine in participants (ptcpts) with cancer: Subgroup analysis of efficacy/safety from a global phase III randomized trial of the BNT162b2 (tozinameran) mRNA vaccine. *Annals of Oncology* 2021; **32**: S1129.
13. Sadoff J, Gray G, Vandebosch A, et al. Safety and Efficacy of Single-Dose Ad26.COV2.S Vaccine against Covid-19. *New England Journal of Medicine* 2021; **384**(23): 2187-201.

14. OnCovid Study G, Pinato DJ, Patel M, et al. Time-Dependent COVID-19 Mortality in Patients With Cancer: An Updated Analysis of the OnCovid Registry. *JAMA Oncol* 2021.
15. Pinato DJ, Lee AJX, Biello F, et al. Presenting Features and Early Mortality from SARS-CoV-2 Infection in Cancer Patients during the Initial Stage of the COVID-19 Pandemic in Europe. *Cancers (Basel)* 2020; **12**(7).
16. Pinato DJ, Scotti L, Gennari A, et al. Determinants of enhanced vulnerability to coronavirus disease 2019 in UK patients with cancer: a European study. *Eur J Cancer* 2021; **150**: 190-202.
17. Pinato DJ, Zambelli A, Aguilar-Company J, et al. Clinical portrait of the SARS-CoV-2 epidemic in European cancer patients. *Cancer Discov* 2020.
18. Dettorre GM, Dolly S, Loizidou A, et al. Systemic pro-inflammatory response identifies patients with cancer with adverse outcomes from SARS-CoV-2 infection: the OnCovid Inflammatory Score. *J Immunother Cancer* 2021; **9**(3).
19. Widge AT, Roupheal NG, Jackson LA, et al. Durability of Responses after SARS-CoV-2 mRNA-1273 Vaccination. *New England Journal of Medicine* 2020; **384**(1): 80-2.
20. Naaber P, Tserel L, Kangro K, et al. Dynamics of antibody response to BNT162b2 vaccine after six months: a longitudinal prospective study. *Lancet Reg Health Eur* 2021; **10**: 100208.
21. Polack FP, Thomas SJ, Kitchin N, et al. Safety and Efficacy of the BNT162b2 mRNA Covid-19 Vaccine. *New England Journal of Medicine* 2020; **383**(27): 2603-15.
22. Baden LR, El Sahly HM, Essink B, et al. Efficacy and Safety of the mRNA-1273 SARS-CoV-2 Vaccine. *New England Journal of Medicine* 2020; **384**(5): 403-16.
23. Voysey M, Clemens SAC, Madhi SA, et al. Safety and efficacy of the ChAdOx1 nCoV-19 vaccine (AZD1222) against SARS-CoV-2: an interim analysis of four randomised controlled trials in Brazil, South Africa, and the UK. *Lancet* 2021; **397**(10269): 99-111.
24. Baden LR, El Sahly HM, Essink B, et al. Efficacy and Safety of the mRNA-1273 SARS-CoV-2 Vaccine. *N Engl J Med* 2021; **384**(5): 403-16.
25. Polack FP, Thomas SJ, Kitchin N, et al. Safety and Efficacy of the BNT162b2 mRNA Covid-19 Vaccine. *N Engl J Med* 2020; **383**(27): 2603-15.
26. Sadoff J, Gray G, Vandebosch A, et al. Safety and Efficacy of Single-Dose Ad26.COV2.S Vaccine against Covid-19. *N Engl J Med* 2021.
27. Schmidt AL, Labaki C, Hsu CY, et al. COVID-19 vaccination and breakthrough infections in patients with cancer. *Annals of Oncology* 2021.
28. Garassino MC, Whisenant JG, Huang LC, et al. COVID-19 in patients with thoracic malignancies (TERAVOLT): first results of an international, registry-based, cohort study. *Lancet Oncol* 2020; **21**(7): 914-22.
29. Lee LY, Cazier JB, Angelis V, et al. COVID-19 mortality in patients with cancer on chemotherapy or other anticancer treatments: a prospective cohort study. *Lancet* 2020; **395**(10241): 1919-26.
30. Lopez Bernal J, Andrews N, Gower C, et al. Effectiveness of Covid-19 Vaccines against the B.1.617.2 (Delta) Variant. *New England Journal of Medicine* 2021; **385**(7): 585-94.

31. Planas D, Veyer D, Baidaliuk A, et al. Reduced sensitivity of SARS-CoV-2 variant Delta to antibody neutralization. *Nature* 2021; **596**(7871): 276-80.
32. Naranbhai V, St. Denis KJ, Lam EC, et al. Neutralization breadth of SARS-CoV-2 viral variants following primary series and booster SARS-CoV-2 vaccines in patients with cancer. *Cancer Cell* 2022; **40**(1): 103-8.e2.
33. Hoffmann M, Krüger N, Schulz S, et al. The Omicron variant is highly resistant against antibody-mediated neutralization: Implications for control of the COVID-19 pandemic. *Cell* 2021.
34. Araf Y, Akter F, Tang Y-d, et al. Omicron variant of SARS-CoV-2: Genomics, transmissibility, and responses to current COVID-19 vaccines. *Journal of Medical Virology*; **n/a**(n/a).

Figure Legends

Figure 1: study flow diagram.

Figure 2: Summary of COVID-19 outcomes according to vaccination status (**A**). Patients were categorized as fully vaccinated at the time of COVID-19 diagnoses if they had received two doses for the BNT162b2, mRNA-1273, and ChAdOx1-S vaccines or in case of infection diagnosed at least 28 days after a single dose of the Ad.26.COV2.S vaccine. (**B**) Summary COVID-19 sequelae analysis according to the vaccination status.

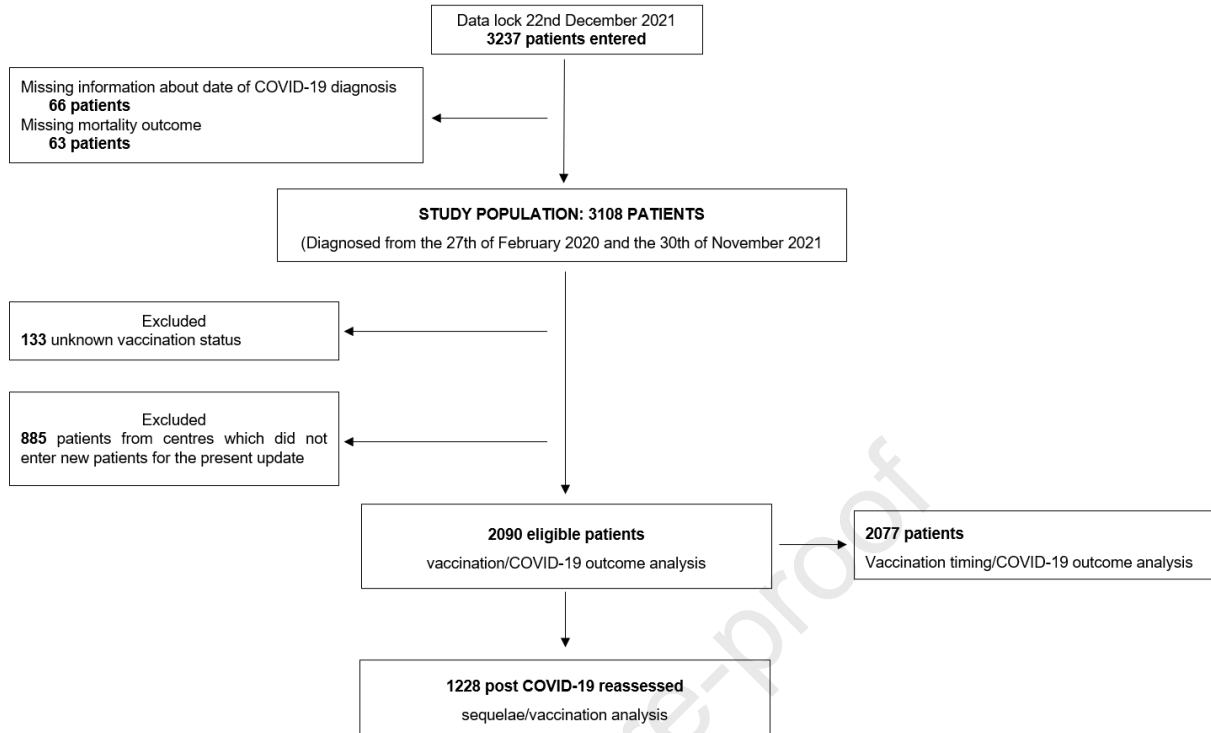
Figure 3: Forest plot graph reporting the (**A**) unadjusted odds ratio (OR) and the (**B**) adjusted odds ratio (aOR) from the Inverse Probability of Treatment Weighting (IPTW) fitted multivariable logistic regression models for each COVID-19 outcomes. The following covariates were included in each model: country (United Kingdom vs Spain vs Italy), biological sex (male vs female), age (≥ 65 vs < 65 years), number of comorbidities (≥ 2 vs 0-1), tumour status (presence of active vs non-active disease), and the receipt of systemic anticancer therapy (SACT) within 4 weeks of SARS-CoV-2 infection (yes vs no). CFR: case fatality rate. Complete multivariable models for each COVID-19 outcomes are reported in **Supplementary Table 2**.

Table 1: Demographics and oncological characteristics of eligible patients according to the vaccination status. * Within 4 weeks of COVID-19 diagnosis. SACT: systemic anticancer therapy.

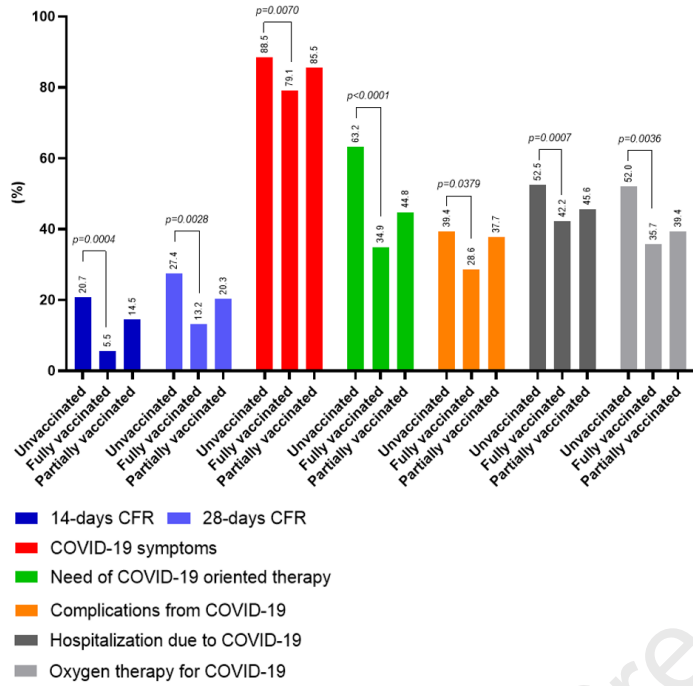
	Unvaccinated	Fully vaccinated	P-value	Partially vaccinated
	N = 1930 (%)	N = 91 (%)		N = 69 (%)
Country				
<i>United Kingdom</i>	607 (31.5)	45 (49.5)	0.0003	35 (50.7)
<i>Spain</i>	712 (36.9)	32 (35.2)		26 (37.7)
<i>Italy</i>	611 (31.7)	14 (15.4)		8 (11.6)
Sex				
<i>Male</i>	1043 (54.2)	43 (47.3)	0.1970	35 (50.7)
<i>Females</i>	883 (45.8)	48 (52.7)		34 (49.3)
<i>Missing</i>	4	-		-
Age				
<i><65 years</i>	753 (39.2)	44 (48.4)	0.0798	26 (38.8)
<i>≥65 years</i>	1170 (60.8)	47 (51.6)		41 (61.2)
<i>Missing</i>	6	-		2
Comorbidities				
<i>0-1</i>	1031 (53.4)	48 (52.7)	0.9000	32 (46.4)
<i>≥2</i>	899 (46.6)	43 (47.3)		37 (53.6)
Smoking history				
<i>Never smokers</i>	818 (50)	34 (41)	0.1095	24 (41.4)
<i>Former/current smokers</i>	819 (50)	49 (59)		34 (58/6)
<i>Missing</i>	293	8		11
Primary Tumour				
<i>Breast</i>	313 (16.4)	16 (17.6)	0.5284	13 (18.8)
<i>Gastrointestinal</i>	385 (20.1)	15 (16.5)		12 (17.4)
<i>Gynaecological/Genito-Urinary</i>	344 (18.0)	21 (23.1)		13 (18.8)
<i>Thoracic</i>	301 (15.7)	15 (16.5)		13 (18.8)
<i>Others</i>	225 (11.8)	13 (14.3)		10 (14.5)
<i>Haematologic</i>	346 (18.1)	11 (12.1)		8 (11.6)
<i>Missing</i>	16	-		-
Tumour stage				
<i>Local/loco-regional</i>	833 (47.2)	34 (40)	0.1959	31 (47)
<i>Advanced</i>	933 (52.8)	51 (60)		35 (53)
<i>Missing</i>	164	6		3
Tumour status at COVID-19 diagnosis				
<i>Remission/non measurable disease</i>	679 (35.5)	30 (33)	0.6249	27 (39.7)
<i>Active malignancy</i>	1235 (64.5)	61 (67)		41 (60.3)
<i>Missing</i>	16	-		1
SACT at COVID-19 diagnosis*				
<i>No</i>	1103 (59.7)	40 (45.5)	0.0082	33 (53.2)
<i>Yes</i>	746 (40.3)	48 (54.5)		29 (46.8)
<i>Missing</i>	81	3		7
Timing of infection				
<i>Post-vaccination phase</i>	560 (29.0)	91 (100)		69 (98.6)
<i>Pre-vaccination phase</i>	1370 (71.0)	-		-

Table 2: Summary of COVID-19 related outcomes according to the vaccination status.

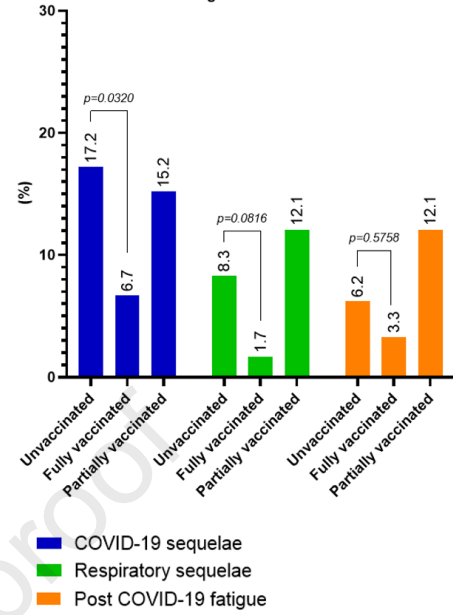
	Unvaccinated	Fully vaccinated	P-value	Partially vaccinated
	N = 1930 (%)	N = 91 (%)		N = 69 (%)
14-Days case fatality rate				
Alive	1530 (79.3)	86 (94.5)	0.0004	59 (85.5)
Death events	400 (20.7)	5 (5.5)		10 (14.5)
28-Days case fatality rate				
Alive	1401 (72.6)	79 (86.8)	0.0028	55 (79.7)
Death events	529(27.4)	12 (13.2)		14 (20.3)
COVID-19 symptoms				
No	222 (11.5)	19 (20.9)	0.0070	10 (14.5)
Yes	1708 (88.5)	72 (79.1)		59 (85.5)
Need of COVID-19 oriented therapy				
No	676 (36.8)	56 (65.1)	<0.0001	37 (55.2)
Yes	1162 (63.2)	30 (34.9)		30 (44.8)
Missing	92	5		2
Complications from COVID-19				
No	1169 (60.6)	65 (71.4)	0.0379	43 (62.3)
Yes	761 (39.4)	26 (28.6)		26 (37.7)
Hospitalization				
Not required	431 (22.5)	36 (40.0)	0.0007	15 (22.1)
Required due to COVID-19	1006 (52.5)	38 (42.2)		31 (45.6)
Pre-existing	479 (25.0)	16 (17.8)	-	22 (32.4)
Missing	14	1		1
Oxygen therapy				
No	884 (48.0)	54 (64.3)	0.0036	40 (60.6)
Yes	956 (52.0)	30 (35.7)		26 (39.4)
Missing	90	7		3

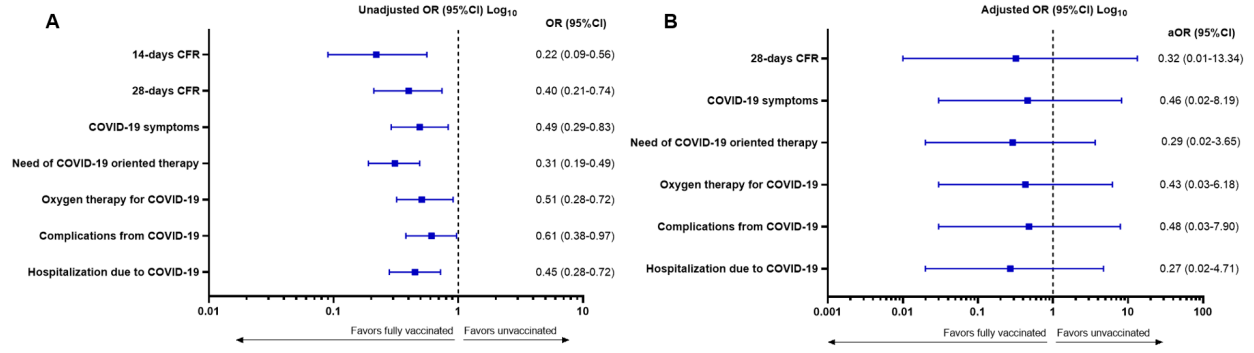


A COVID-19 outcomes according to the vaccination status



B COVID-19 sequelae according to the vaccination status





Journal Pre-proof

- Immunogenicity of SARS-CoV-2 vaccines in patients with cancer have been investigated
- There is a need for evidence of SARS-CoV-2 vaccines efficacy from large populations
- In this analysis vaccinated patients experienced improved COVID-19 outcomes
- SARS-CoV-2 vaccines are effective in reducing severe COVID-19 in patient with cancer

Journal Pre-proof

Declaration of interests

The authors declare that they have no known competing financial interests or personal relationships that could have appeared to influence the work reported in this paper.

The authors declare the following financial interests/personal relationships which may be considered as potential competing interests:

Vaccination against SARS-CoV-2 protects from morbidity, mortality, and sequelae from COVID19 in patients with cancer.

As corresponding author of the abovementioned manuscript, I declare on behalf of my co-authors the following conflict of interests:

David J Pinato received lecture fees from ViiV Healthcare, Bayer Healthcare, BMS, Roche, Eisai, Falk Foundation, travel expenses from BMS and Bayer Healthcare; consulting fees for Mina Therapeutics, Eisai, Roche, DaVolterra and Astra Zeneca; research funding (to institution) from MSD and BMS.

Alex Prat has declared personal honoraria from Pfizer, Roche, MSD Oncology, Eli Lilly, and Daiichi Sankyo; travel, accommodations, and expenses paid by Daiichi Sankyo; research funding from Roche and Novartis; and consulting/advisory role for NanoString Technologies, Amgen, Roche, Novartis, Pfizer and Bristol-Myers Squibb.

Matteo Lambertini acted as consultant for Roche, Novartis, Lilly, AstraZeneca, Exact Sciences, MSD, Pfizer, Seagen and received speaker honoraria from Roche, Novartis, Lilly, Pfizer, Takeda, Ipsen and Sandoz outside the submitted work.

Joan Brunet has declared consulting/advisory role for MSD and Astra Zeneca.

Alessandra Gennari has declared consulting/advisory role for Roche, MSD, Eli Lilly, Pierre Fabre, Eisai, and Daiichi Sankyo; speakers bureau for Eisai, Novartis, Eli Lilly, Roche, Teva, Gentili, Pfizer, Astra Zeneca, Celgene, and Daiichi Sankyo; research funds: Eisai, Eli Lilly, and Roche. CMV has received travel grants and other honoraria from BMS, MSD, Novartis and Roche.

Gianluca Gaidano has declared consulting/advisory role for Janssen, Abbvie, Astra-Zeneca and BeiGene, and speaker fees from Janssen and Abbvie.

Lorenza Rimassa received consulting fees from Taiho Oncology, Servier, Amgen, ArQule, AstraZeneca, Basilea, Bayer, BMS, Celgene, Eisai, Exelixis, Genenta, Hengrui, Incyte, Ipsen, IQVIA, Lilly, MSD, Nerviano Medical Sciences, Roche, Sanofi, Zymeworks; lecture fees from AbbVie, Amgen, Bayer, Eisai, Gilead, Incyte, Ipsen, Lilly, Merck Serono, Roche, Sanofi; travel expenses from Ipsen; and institutional research funding from Agios, ARMO BioSciences, AstraZeneca, BeiGene, Eisai, Exelixis, Fibrogen, Incyte, Ipsen, Lilly, MSD, Nerviano Medical Sciences, Roche, Zymeworks.

Joseph Taberero reported consulting fees from Array Biopharma, AstraZeneca, Avvinity, Bayer, Boehringer Ingelheim, Chugai, Daiichi Sankyo, F. Hoffmann-La Roche Ltd, Genentech Inc, HalioDX SAS, Hutchison MediPharma International, Ikena Oncology, Inspirna Inc, IQVIA, Lilly, Menarini, Merck Serono, Merus, MSD, Mirati, Neophore, Novartis, Ona Therapeutics, Orion Biotechnology, Peptomyc, Pfizer, Pierre Fabre, Samsung Bioepis, Sanofi, Seattle Genetics, Scandion Oncology, Servier, Sotio Biotech, Taiho, Tessa Therapeutics and TheraMyc. He also reported speaker's fees from Imedex, Medscape Education, MJH Life Sciences, PeerView Institute for Medical Education and Physicians Education Resource (PER). He also declared institutional research support from Amgen Inc, Array Biopharma Inc, AstraZeneca Pharmaceuticals LP, BeiGene, Boehringer Ingelheim, Bristol Myers Squibb, Celgene, Debiopharm International SA, F. Hoffmann-La Roche Ltd, Genentech Inc, HalioDX SAS, Hutchison MediPharma International, Janssen-Cilag SA, MedImmune, Menarini, Merck Health KGAA, Merck Sharp & Dohme, Merus NV, Mirati, Novartis Farmacéutica SA, Pfizer, Pharma Mar, Sanofi Aventis Recherche & Développement, Servier, Taiho Pharma USA Inc, Spanish Association Against Cancer Scientific Foundation and Cancer Research UK.

Alessio Cortellini received consulting fees from MSD, BMS, AstraZeneca, Roche; speakers' fee from AstraZeneca, MSD, Novartis and Eisai.

All remaining authors have declared no conflicts of interest.

London, April 18th, 2022