



**Violence against women:**  
From natal home to marriage home  
Olympia Campbell & Ruth Mace

# VAW often = intimate partner violence or sexual violence



Target

## 5.2

Eliminate all forms of violence against all women and girls in the public and private spheres, including trafficking and sexual and other types of exploitation

Indicators ▲

### 5.2.1

Proportion of ever-partnered women and girls aged 15 years and older subjected to physical, sexual or psychological violence by a current or former intimate partner in the previous 12 months, by form of violence and by age

### 5.2.2

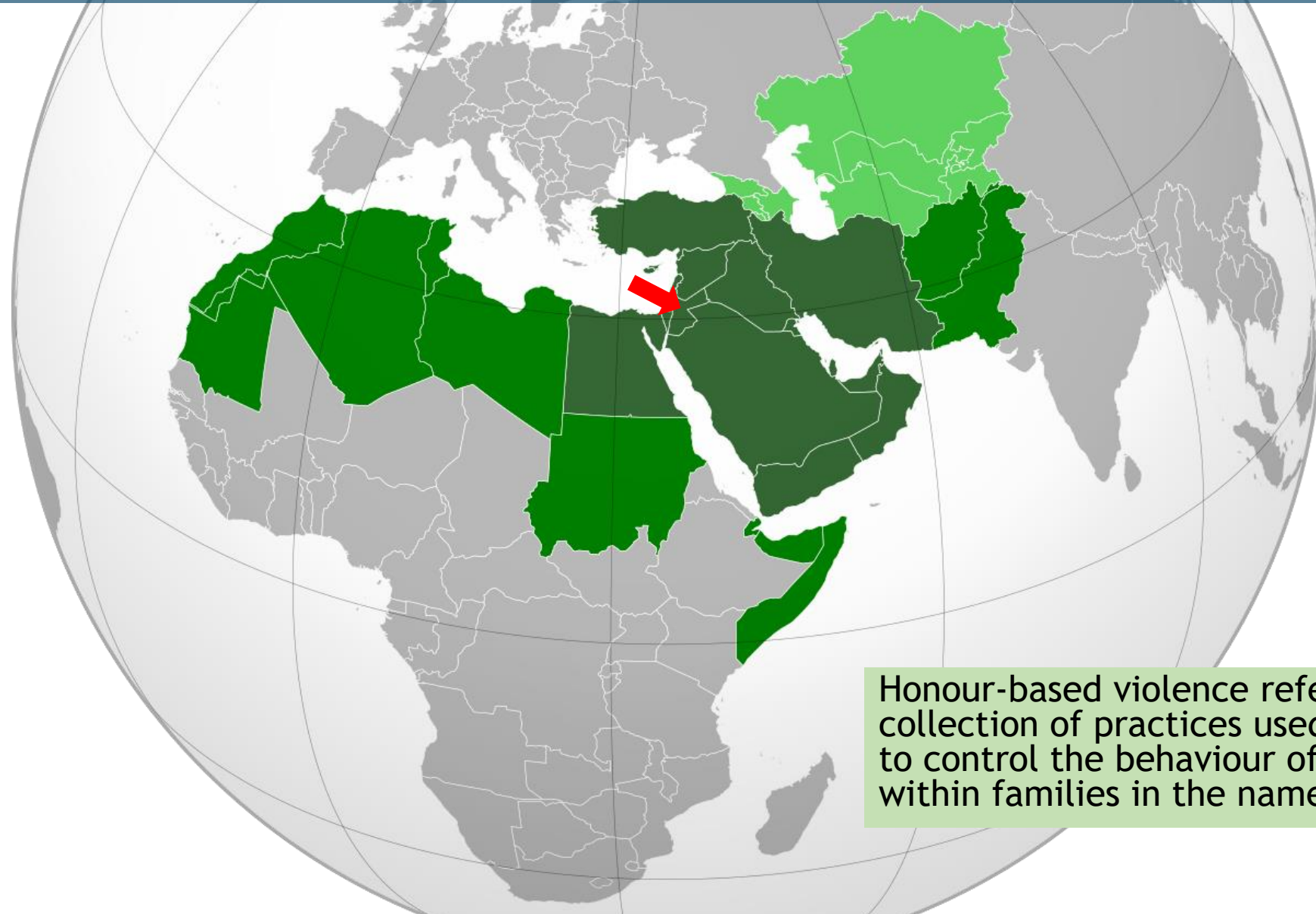
Proportion of women and girls aged 15 years and older subjected to sexual violence by persons other than an intimate partner in the previous 12 months, by age and place of occurrence



## Key facts

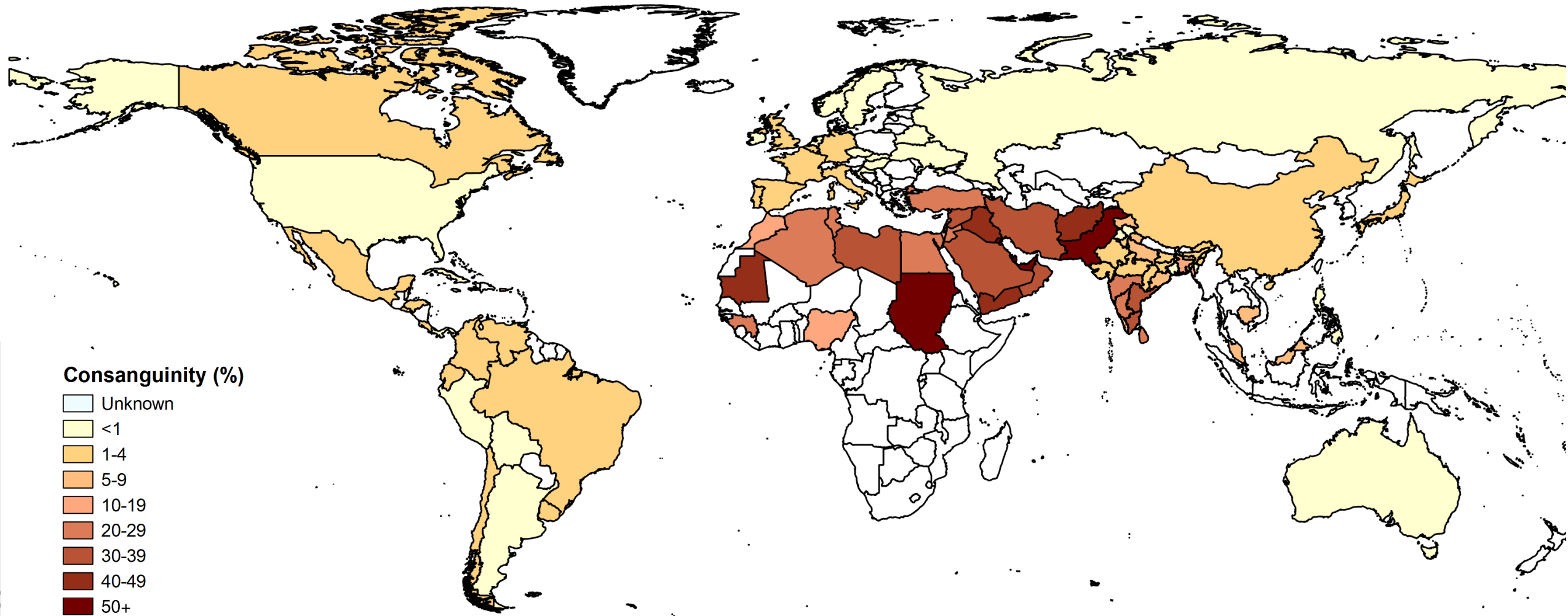
- Violence against women – particularly intimate partner violence and sexual violence – is a major public health problem and a violation of women's human rights.

# Honour cultures are common in the MENA region



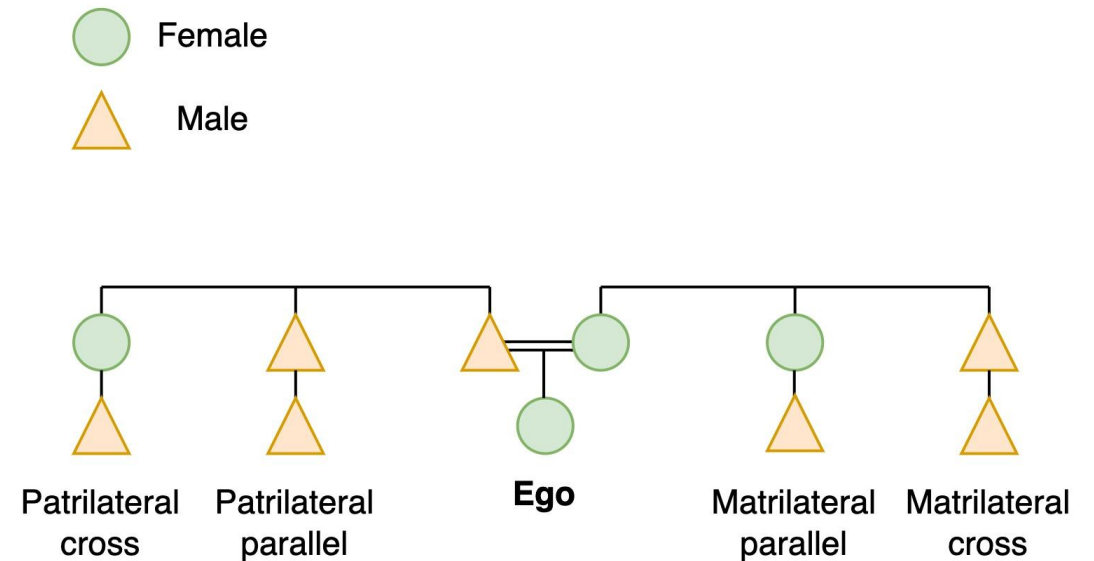
Honour-based violence refers to “a collection of practices used predominantly to control the behaviour of women and girls within families in the name of honour”

...as are high levels of consanguinity



# Cousin marriage and VAW

1. Cousin marriage is protective against IPV (Dyson & Moore 1983)
2. Cousin marriage increases conflict over marriage choice leading to natal family violence (Tillion 1983)



# Three research questions

## Is cousin marriage protective of IPV but a risk factor for NFV

- Women are better acquainted with their husbands
- More likely to reside near natal family

BUT

- Under the control of relatives
- Potential risk of inbreeding depression

## Does this depend on the type of cousin

- Cousin on the father or mother's side may alter the strength of kin support

## How do other common risk factors associate with the two types of violence

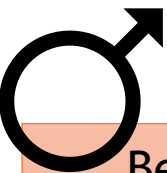
- Wealth
- Number of children
- Polygyny

# Data & summary stats

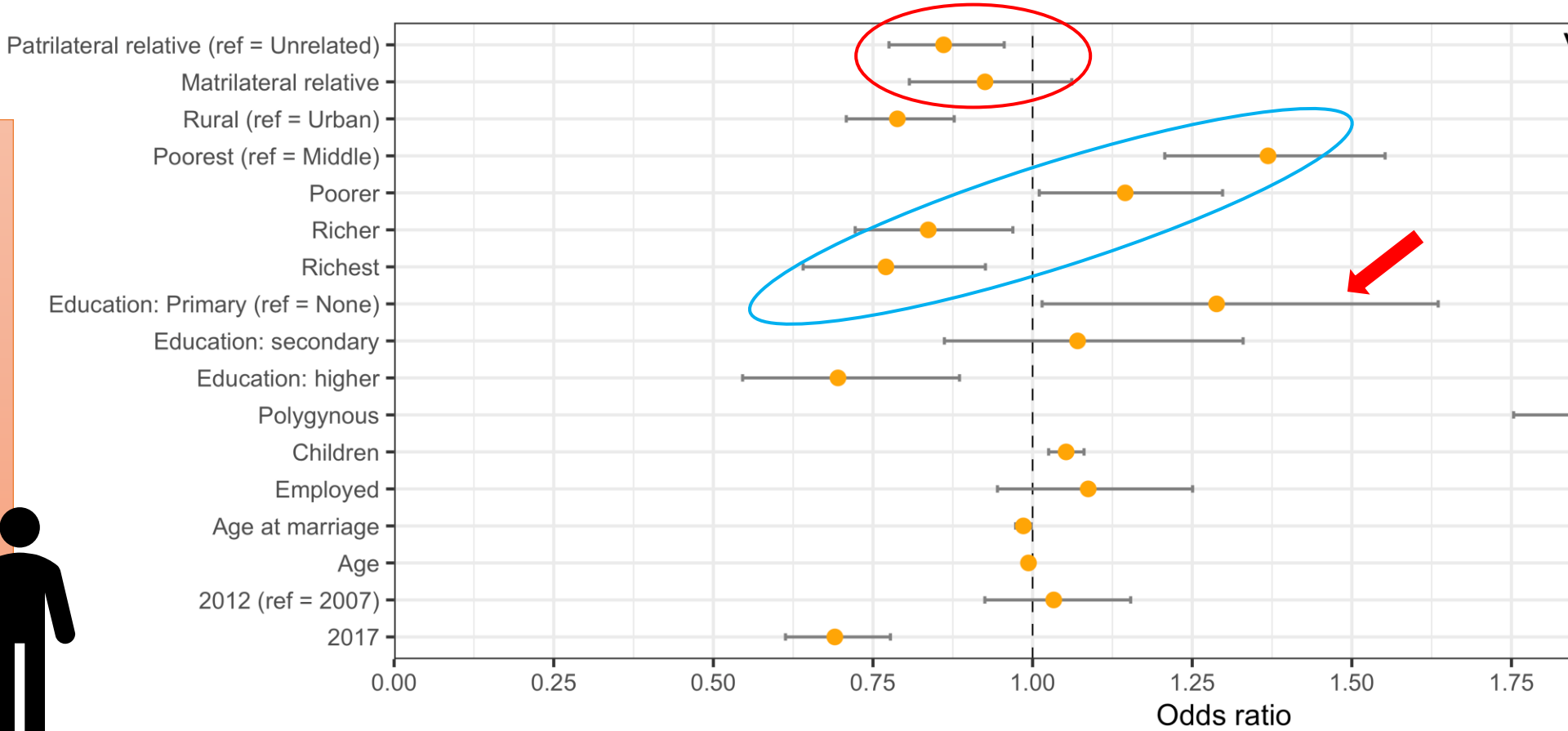



- ~16,000 ever-married women
- 2007, 2012, 2017
- 17.7% reported IPV, 11.5% reported natal family violence
- 34.9% married consanguineously
  - Preference for patrilateral cousins (68%)

# Patrilateral but not matrilateral cousin marriage is associated with a reduced risk of reporting IPV



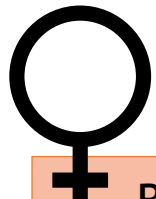
Being married to a patrilateral relative was significantly associated with a 14% reduction (OR = 0.86, 95% CI [0.78-0.96]), compared to women married to unrelated individuals



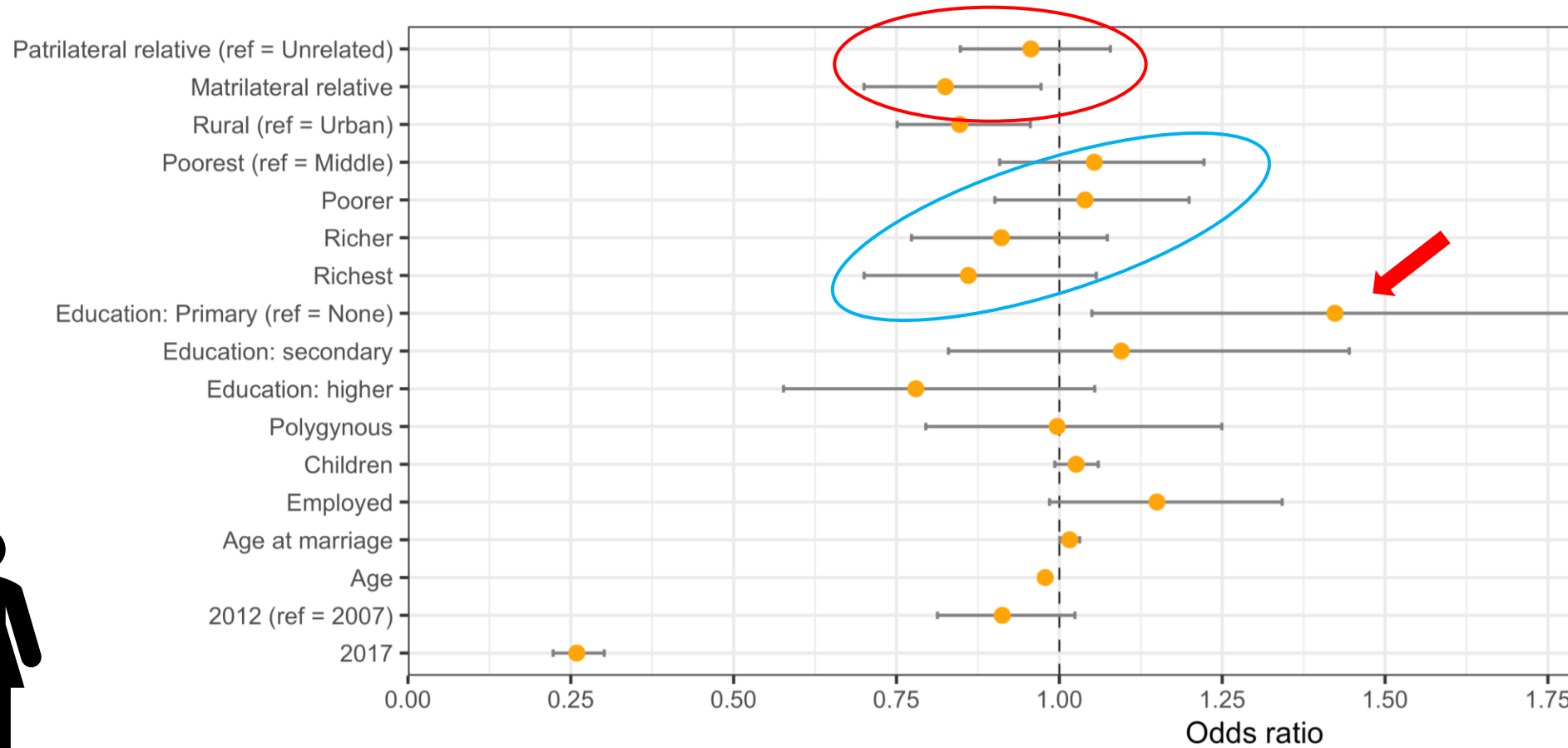

INTIMATE PARTNER VIOLENCE



# Matrilateral but not patrilineal cousin marriage is associated with a reduced risk of reporting NFV



Being married to a matrilineal relative was significantly associated with a 18% reduction (OR = 0.82, 95% CI [0.70-0.97]), compared to women married to unrelated individuals



NATAL FAMILY VIOLENCE

# Implications

1 Importance of distinguishing between different types of VAW

2 Importance of looking at the specific marriage practices

3 Difficulty in asking about family violence



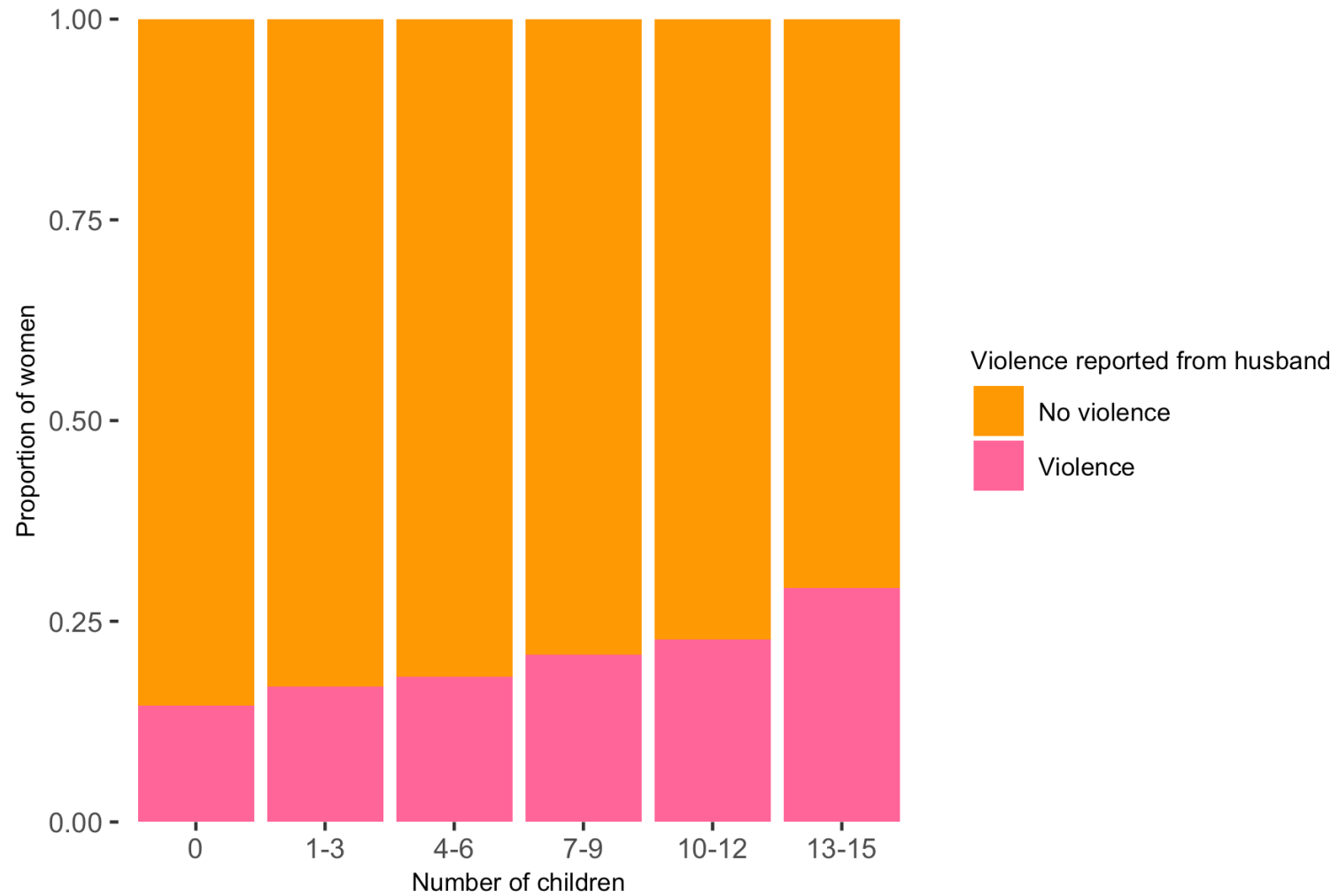
Two Bedouin girls at a wedding

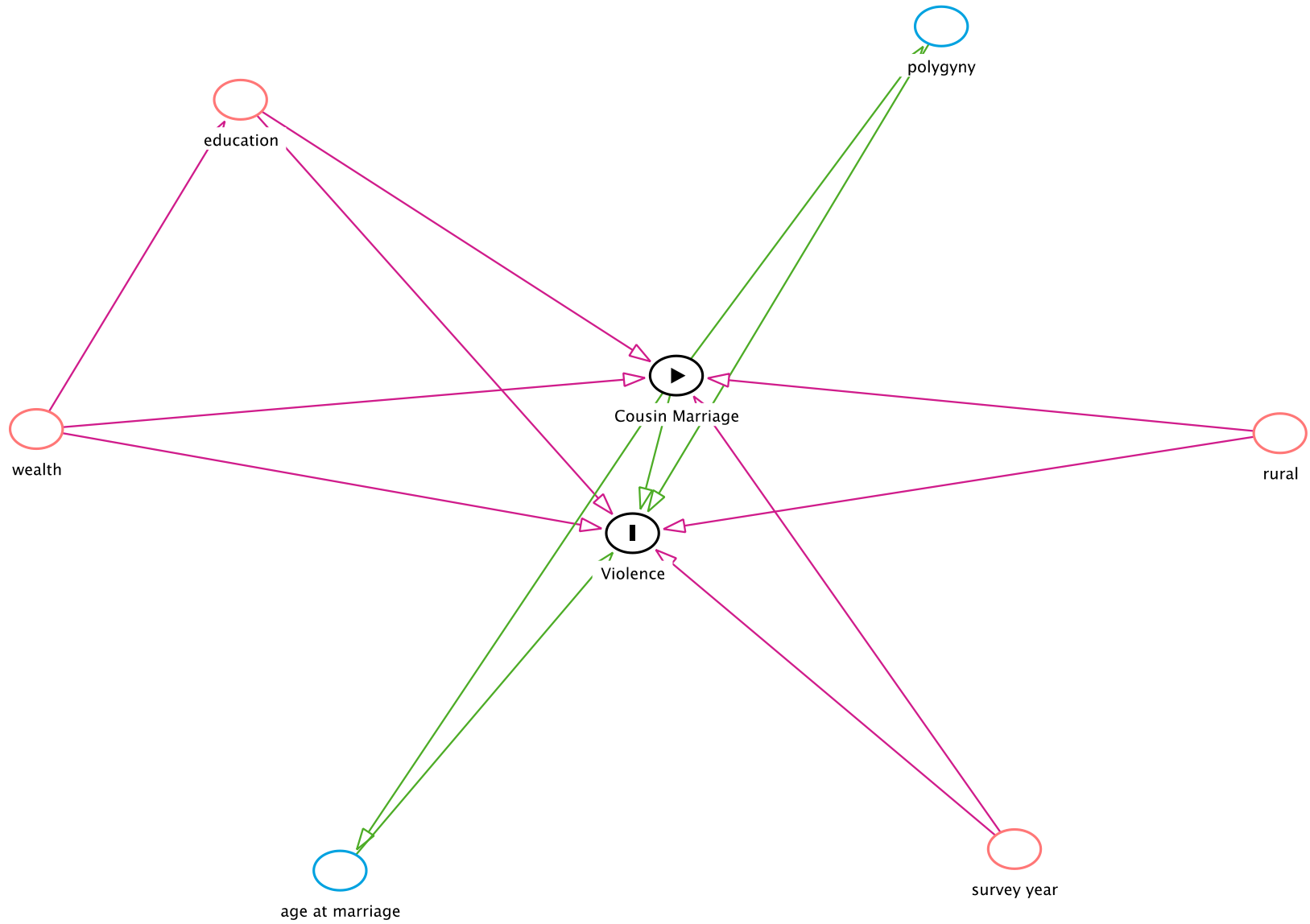
Thank you!

	Violence from husband % (n)	Violence from natal family % (n)					Justification of violence % (n)
		Mother	Father	Sister	Brother	Any natal family member*	
2007	19.60 (675)	7.14 (246)	6.97 (240)	1.48 (51)	7.26 (250)	16.41 (565)	76.66 (2640)
2012	19.44 (1366)	4.50 (316)	6.33 (444)	0.81 (64)	7.98 (560)	15.17 (1065)	44.84 (3151)
2017	14.83 (1016)	1.58 (105)	2.52 (167)	0.20 (13)	2.40 (159)	5.00 (332)	26.77 (1834)
Total	17.65 (3057)	3.90 (667)	4.98 (851)	0.74 (128)	5.67 (969)	11.47 (1962)	44.02 (7625)

	Double first cousins	Patrilateral parallel cousin	Patrilateral cross cousin	Patrilateral second cousin	Matrilateral parallel cousin	Matrilateral cross cousin	Matrilateral second cousin	Unrelated
2007	4.20 (457)	10.43 (1134)	4.15 (451)	10.35 (1126)	4.94 (537)	3.29 (358)	4.76 (518)	57.88 (6295)
2012	1.52 (172)	9.28 (1054)	4.88 (554)	8.90 (1010)	5.69 (646)	3.37 (382)	3.38 (384)	62.98 (7150)
2017	3.86 (567)	6.84 (1004)	3.04 (446)	5.48 (805)	3.48 (511)	2.48 (364)	2.75 (404)	72.08 (10588)
Total	3.24 (1196)	8.65 (3192)	3.93 (1451)	7.97 (2941)	4.59 (1694)	2.99 (1104)	3.54 (1306)	65.10 (24033)

# Women who report violence have more children







Los Angeles Times



WORLD & NATION  
After woman's brutal killing by her father, Jordan asks at what price 'honor'?

