






Magnetic-field-controlled spin fluctuations and quantum criticality in $\text{Sr}_3\text{Ru}_2\text{O}_7$

C. Lester¹, S. Ramos ², R. S. Perry ³, T. P. Croft¹, M. Laver ⁴, R. I. Bewley⁵, T. Guidi ⁵, A. Hiess^{6,7}, A. Wildes⁶, E. M. Forgan⁴ & S. M. Hayden ¹✉

When the transition temperature of a continuous phase transition is tuned to absolute zero, new ordered phases and physical behaviour emerge in the vicinity of the resulting quantum critical point. $\text{Sr}_3\text{Ru}_2\text{O}_7$ can be tuned through quantum criticality with magnetic field at low temperature. Near its critical field B_c it displays the hallmark T -linear resistivity and a $T \log(1/T)$ electronic heat capacity behaviour of strange metals. However, these behaviours have not been related to any critical fluctuations. Here we use inelastic neutron scattering to reveal the presence of collective spin fluctuations whose relaxation time and strength show a nearly singular variation with magnetic field as B_c is approached. The large increase in the electronic heat capacity and entropy near B_c can be understood quantitatively in terms of the scattering of conduction electrons by these spin-fluctuations. On entering the spin-density-wave ordered phase present near B_c , the fluctuations become stronger suggesting that the order is stabilised through an “order-by-disorder” mechanism.

¹H.H. Wills Physics Laboratory, University of Bristol, Tyndall Ave., Bristol BS8 1TL, UK. ²School of Physical Sciences, University of Kent, Canterbury CT2 7NH, UK. ³London Centre for Nanotechnology, University College London, London WC1H 0AH, UK. ⁴School of Physics and Astronomy, University of Birmingham, Birmingham B15 2TT, UK. ⁵ISIS Facility, Rutherford Appleton Laboratory, Chilton, Didcot OX11 0QX, UK. ⁶Institut Laue-Langevin, 71 avenue des MartyrsCS 20156, 38042 Grenoble, France. ⁷Present address: European Spallation Source ERIC, P.O. Box 176, 22100 Lund, Sweden.

✉email: s.hayden@bristol.ac.uk

The nature of the quantum criticality in $\text{Sr}_3\text{Ru}_2\text{O}_7$ has been debated for 20 years, since the discovery of its anomalous field-dependent electronic properties^{1–4}. Early proposals suggested that critical fluctuations were associated with metamagnetism¹ or fluctuations in the Fermi surface². However, the discovery of spin density wave (SDW) order in $\text{Sr}_3\text{Ru}_2\text{O}_7$ ⁵ brought these proposals into question.

The application of a large magnetic field to metals that have antiferromagnetic or spin-density wave order typically destabilises this order because the magnetic moments tend to align with the field. However certain metals, including $\text{Sr}_3\text{Ru}_2\text{O}_7$ ⁵ and URu_2Si_2 ⁶, have recently been discovered to exhibit magnetic order that is favoured by the magnetic field over a small range of field values. In the case of $\text{Sr}_3\text{Ru}_2\text{O}_7$, this tuning effect of the field is believed to arise because of a field-induced Lifshitz transition in the Fermi surface⁷ which changes the nesting and the wavevector-dependent susceptibility $\chi(\mathbf{Q})$. Spin orbit coupling is also important as shown by the strong dependence of the SDW order on the magnetic field direction⁵.

When a magnetic field is applied along the c -axis, that is perpendicular to the RuO_2 planes, two SDW phases (A and B) are observed⁵ for $T \lesssim 1$ K and $7.8 \lesssim B \lesssim 8.5$ T. The $B-T$ phase diagram is shown in Fig. 1a. Transport and thermodynamic measurements^{1,8,9} indicate a large region of temperature-induced fluctuations surrounding the SDW ordered phases. There is a quantum critical fan centred on $B_c \sim 7.95$ T as shown in the field and temperature dependent entropy^{8,9} plotted in Fig. 1a. Note the ridge at B_c characteristic of quantum criticality. As $B \rightarrow B_c$, the low-temperature coefficient of specific heat³ diverges as $\gamma = C/T \sim 1/|B - B_c|$ and the exponent¹ of the resistivity α in $\rho = \rho_0 + AT^\alpha$ falls to $\alpha = 1$. At $B = B_c$ a low temperature

divergence $C \sim T \log(1/T)$ is observed until it is cut off at the SDW ordering temperature¹⁰.

In this work we investigate the very low-energy collective magnetic excitations to determine how they relate to the strange metal and quantum critical behaviour. We find that they are dominated by an overdamped transverse mode with in-plane fluctuations whose characteristic relaxation rate evolves in a nearly singular way. We use a phenomenological spin fluctuation model to relate this behaviour to the low-temperature thermal properties.

Results

We study the very-low energy collective spin fluctuations of $\text{Sr}_3\text{Ru}_2\text{O}_7$ near the SDW ordering wavevector \mathbf{Q}_δ using inelastic neutron scattering (INS). Measurements are made over the energy range 0–1 meV as a function of B . We used the LET time-of-flight spectrometer at the ISIS neutron spallation source (see Methods). Figure 1b shows a \mathbf{Q} -map of the magnetic scattering at $\hbar\omega = 0.2$ meV for $B = B_c = 7.95$ T and $T = 50$ mK. Strong inelastic scattering can be seen near the SDW ordering wavevectors $\mathbf{Q}_\delta = (\pm\delta, 0, 0)$ and $(0, \pm\delta, 0)$ with $\delta = 0.23$. Higher-energy ($\gtrsim 1$ meV) excitations with similar wavevectors have been previously observed in $\text{Sr}_3\text{Ru}_2\text{O}_7$ at $T = 1.5$ K^{11,12}. Figure 1c–h shows cuts through \mathbf{Q}_δ for various energies. It can be seen that the magnetic excitations broaden with energy. We can define the energy-dependent peak widths (half-width at half maximum) for cuts parallel and perpendicular to \mathbf{Q}_δ as $\sigma_{\parallel}(\omega)$ and $\sigma_{\perp}(\omega)$ respectively. These are determined from data such as that in Fig. 1c–h and shown in Fig. 1i. Figure 1j shows a cut along ℓ through \mathbf{Q}_δ , the almost constant intensity indicates a lack of

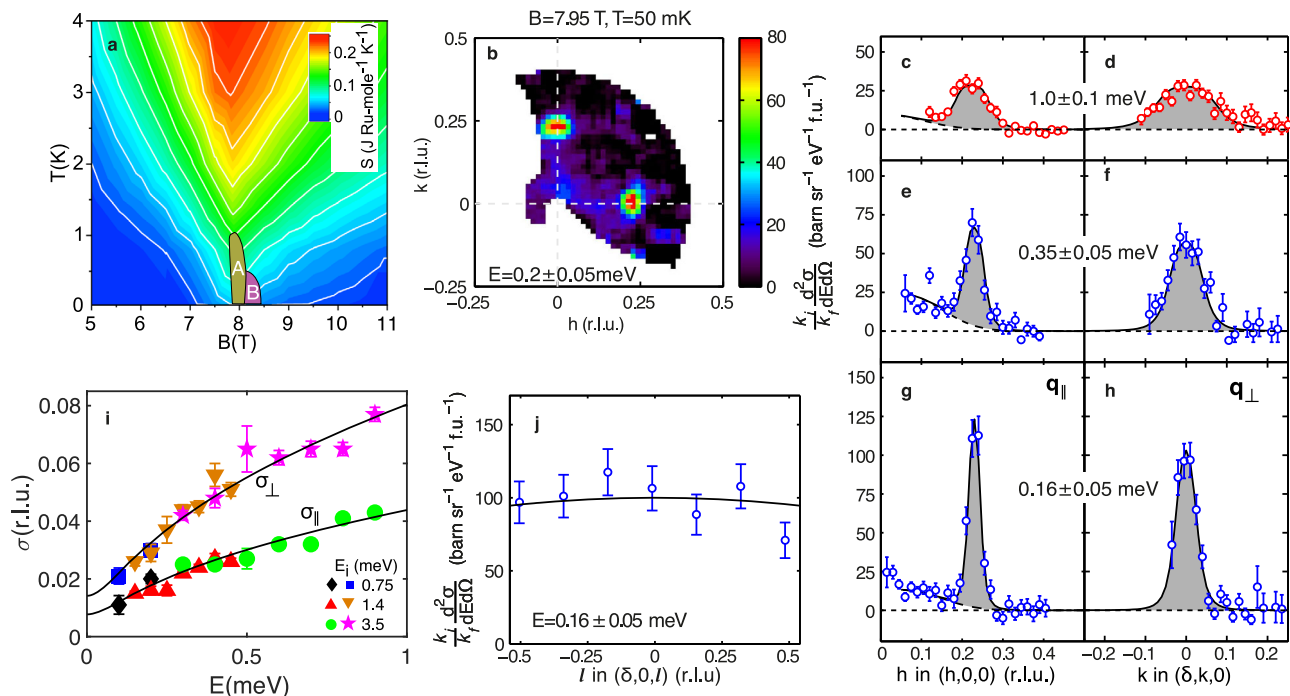


Fig. 1 Quantum criticality and the wavevector-dependence of the magnetic excitations. **a** Field and temperature dependence of entropy (based on data of Sun et al.⁹) showing a quantum critical behaviour near $B_c \approx 7.95$ T and SDW phases A and B^{2,5}. **b** Wavevector-dependence of low-energy (0.2 meV) spin fluctuations measured at B_c showing strong excitations near \mathbf{Q}_δ (units as **c–h**). **c–h** \mathbf{Q} -cuts through \mathbf{Q}_δ for different energies showing the dispersion of the excitations. The direction of the cut with respect to \mathbf{Q}_δ is denoted by \parallel and \perp . **i** Energy dependence of the half-width-half-maximum σ of peaks such as those in **c–h**. Solid line is a fit to the phenomenological MMP model susceptibility described in the text with the parameters in Table 1. **j** The 2D nature of the spin fluctuations is demonstrated by the lack of ℓ -dependence of the response. Data in panels **c–h** have been integrated over the range $-0.5 < \ell < 0.5$. In this paper, we label reciprocal space (h, k, ℓ) in units of $(2\pi/a, 2\pi/b, 2\pi/c)$ using the $I4/mmm$ space group with¹⁶ $a \approx 3.89$ Å and $c \approx 20.7$ Å. Error bars are determined from Poisson counting statistics or least squares fitting of data and denote one standard deviation.

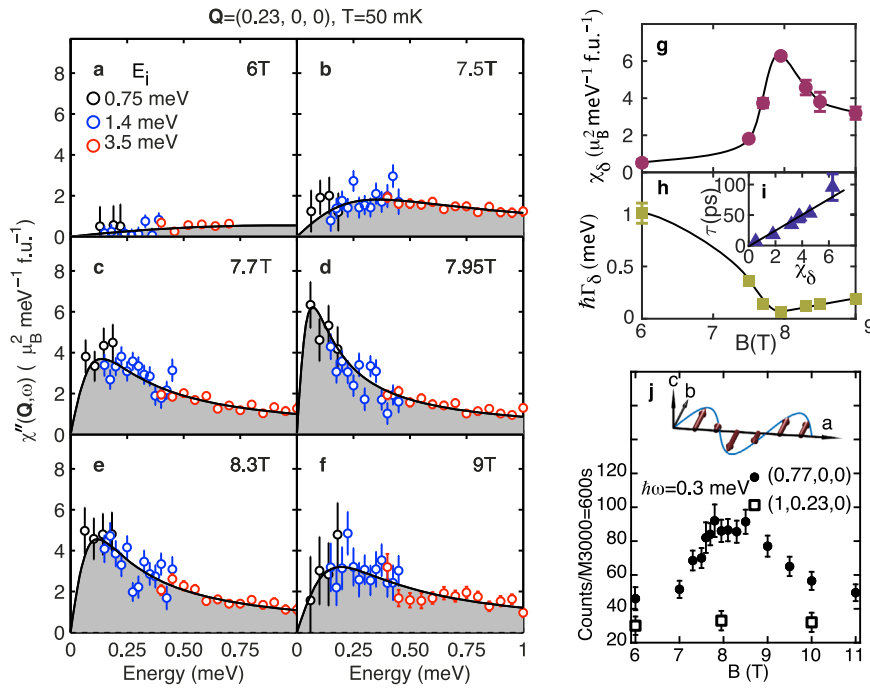


Fig. 2 The collective spin fluctuations in $\text{Sr}_3\text{Ru}_2\text{O}_7$ measured through its quantum critical point. **a–f** Energy-dependent spectra of the magnetic response function $\chi''(\mathbf{Q}, \omega)$ for $\mathbf{Q} = \mathbf{Q}_\delta$ measured for magnetic fields through the critical field. The magnetic response has a Lorentzian form (solid lines) and softens (strengthens at the lowest energies) for the critical field $B_c = 7.95$ T. The data have been integrated over $-0.5 < \ell < 0.5$. Colour of points indicates the incident neutron energy (E_i), also in Fig. 1. **g** The wavevector-dependent susceptibility χ_δ is peaked at B_c . **h** The spin relaxation rate Γ_δ is minimum at B_c and the inset shows that the relaxation time $\tau = 1/\Gamma_\delta \propto \chi_\delta$. **j** The spin fluctuations are seen at $\mathbf{Q} = (1 - \delta, 0, 0)$ and not at $(1, \delta, 0)$ implying that they have transverse polarisation as illustrated for the SDW propagating along the a -axis.

ℓ -dependence of the response and is consistent with the moments in the RuO_2 bilayers fluctuating independently¹¹ as previously observed at $B = 0$ and higher energies. In our analysis we treat the system as being 2D and ignore the ℓ dependence of the excitations.

Data such as that in Fig. 1b–h can be converted to the magnetic response function $\chi''(\mathbf{Q}, \omega)$ (see Methods). Figure 2a–f shows the energy-dependence of $\chi''(\mathbf{Q}, \omega)$ at \mathbf{Q}_δ for B increasing through B_c . Our data is consistent with an overdamped (relaxational) magnetic response at all fields investigated which can be described by a Lorentzian energy dependence. We observe a dramatic reduction in the energy scale of the magnetic response and an increase in its amplitude as the applied field approaches B_c . This is direct evidence that the scattering we observe is associated with the quantum critical point at B_c .

The observed response is characteristic of nearly anti-ferromagnetic metals (See Methods). It can be well described using a 2D phenomenological model used by Moriya^{13,14} and Millis–Monien–Pines (MMP)¹⁵, for convenience we call this the MMP form:

$$\chi''(\mathbf{Q}, \omega) = \sum_{\mathbf{Q}_\delta} \frac{\chi_\delta \Gamma_\delta \omega}{\Gamma_\delta^2 (1 + \xi_\parallel^2 q_\parallel^2 + \xi_\perp^2 q_\perp^2)^2 + \omega^2}. \quad (1)$$

The MMP form has been widely used to describe cuprate superconductors¹⁵. In the present case of incommensurate spin density fluctuations we have $\mathbf{Q}_\delta = (\pm\delta, 0)$ and $(0, \pm\delta)$, rather than $(1/2 \pm \delta, 1/2)$ and $(1/2, 1/2 \pm \delta)$ in the cuprates. The components of the reduced wavevector $\mathbf{q} = \mathbf{Q} - \mathbf{Q}_\delta$ parallel and perpendicular to \mathbf{Q}_δ are q_\parallel and q_\perp respectively. The corresponding correlation lengths are ξ_\parallel and ξ_\perp respectively. Near \mathbf{Q}_δ , Eqn. (1) yields excitations described by an overdamped harmonic oscillator with

Table 1 Fitted susceptibility parameters for $B = 7.95$ T and $T = 50$ mK. c_\parallel and c_\perp are derived from other parameters.	
χ_δ ($\mu_B^2 \text{meV}^{-1} \text{f.u.}^{-1}$)	12.5(3)
δ (r.l.u)	0.230(2)
ξ_\parallel^{-1} (r.l.u.)	0.0116(5)
ξ_\perp^{-1} (r.l.u.)	0.022(1)
$\hbar\Gamma_\delta$ (meV)	0.07(1)
c_\parallel (r.l.u. ²)	145(22)
c_\perp (r.l.u. ²)	522(86)

a relaxation rate $\Gamma(\mathbf{Q})$ given by

$$\Gamma(\mathbf{Q}) = \Gamma_\delta \left(1 + \xi_\parallel^2 q_\parallel^2 + \xi_\perp^2 q_\perp^2 \right). \quad (2)$$

The solid lines in Fig. 1c–h are fits to the \mathbf{Q} -dependence predicted by Eqn. (1) for each energy transfer with the corresponding extracted widths, $\sigma_\parallel(\omega)$ and $\sigma_\perp(\omega)$, plotted in 1i. The solid lines in 1i show the predictions the MMP form (Eqn. (1)) with the fitted parameters in Table 1. In addition, the ω -dependence of $\chi''(\mathbf{Q}, \omega)$ at \mathbf{Q}_δ is well described by the overdamped response (Eq. (1)) at $B = 7.95$ T and other fields as shown in Fig. 2a–f. Thus the MMP form provides an excellent description of our data.

The lowest energy and strongest fluctuations occur at \mathbf{Q}_δ . These are parameterised by the relaxation rate Γ_δ and susceptibility χ_δ . The field dependence of these parameters is shown in Fig. 2g, h. We see a dramatic softening (Fig. 2h) and an increase in strength (Fig. 2g) of the fluctuations on approaching B_c . At $B = 7.95$ T, the fluctuating moment associated with the low-energy (< 1 meV) excitations is $\sqrt{\langle m^2 \rangle} \approx 0.17(2) \mu_B \text{Ru}^{-1}$ which is larger than the ordered moment⁵ $\langle m \rangle = 0.1 \mu_B \text{Ru}^{-1}$.

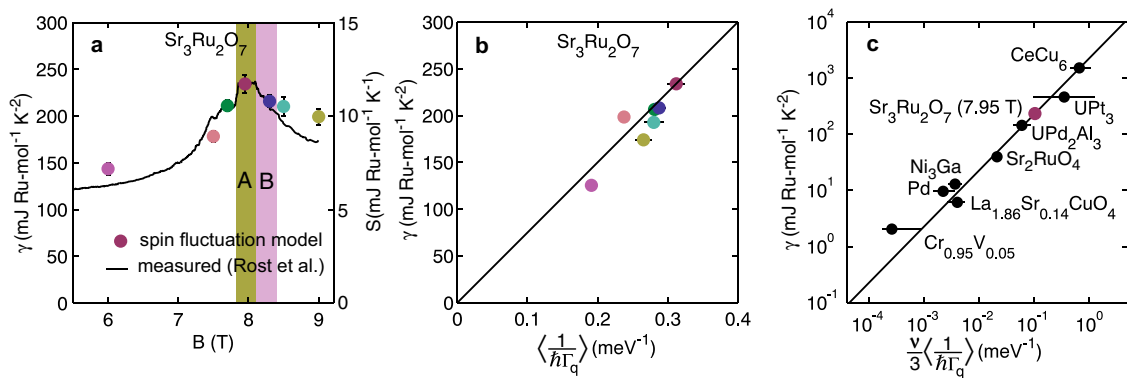


Fig. 3 Spin fluctuations and the specific heat capacity. **a** Circles show the low-temperature linear co-efficient of the heat capacity γ calculated using the phenomenological spin-fluctuation model described in the text and our experimentally determined parameters. Solid line is the measured γ of Rost et al.¹⁰. Note the spin-fluctuation model predicts increases of γ approaching B_c and on entering SDW phases A and B. **b** The measured γ ¹⁰ for field values in panel a (fields denoted by colours) plotted against the Brillouin-zone-averaged inverse spin relaxation rate $\langle \Gamma(\mathbf{Q})^{-1} \rangle$. **c** The measured γ plotted against the experimentally determined $\langle \Gamma(\mathbf{Q})^{-1} \rangle$ for a variety of correlated electron metals^{27,28}. Solid line is Eq. (3) and $\nu = 3$ for all systems except $\text{Sr}_3\text{Ru}_2\text{O}_7$ where $\nu = 1$.

We can also measure at other reciprocal space positions to probe the polarisation of the excitations. Figure 2j shows data collected using the IN14 spectrometer at the Institut Laue-Langevin for $\hbar\omega = 0.3$ meV and fields through B_c . At the $(1 - \delta, 0, 0)$ position we see that the field-dependent intensity mirrors the behaviour at $(\delta, 0, 0)$ in Fig. 2g, with a peak in SDW phases near B_c . In contrast, no such peak is observed at $(1, \delta, 0)$ implying that the spin fluctuation mode (SFM) is only seen when the propagation vector (reduced to the first Brillouin zone) is parallel to \mathbf{Q} . Using the standard theory for magnetic INS (See Methods for details.) we can infer that the spin fluctuations associated with the soft mode propagating along the a -axis are polarised along the b -axis (see Fig. 2j). The polarisation is perpendicular to the c -axis and the propagation vector, and in the same direction as the ordered moment of the SDW⁵. Thus the soft excitation near B_c is found to be a transverse spin fluctuation mode polarised within the RuO_2 planes.

Discussion

We have identified an overdamped collective transverse spin-fluctuation mode which is uniquely controlled by magnetic field and becomes soft near $B = B_c$. In this section, we discuss the origin of the mode and its relationship to the SDW order and strange metal properties of $\text{Sr}_3\text{Ru}_2\text{O}_7$. The characteristic wavevectors of emerging magnetic order and low-energy magnetic excitations of quantum materials can often be understood in terms of nesting features of the underlying Fermi surface. In the case of $\text{Sr}_3\text{Ru}_2\text{O}_7$, density functional theory (DFT) calculations⁷ have shown that exchange splitting induced by a large magnetic field causes a topological Lifshitz transition (LT) in the Fermi surface (FS) which creates new pockets of the γ -band. The four γ -pockets are centred on the X point of the BZ and derive from a FS reconstruction due to the RuO_6 octahedra rotations present in the $\text{Sr}_3\text{Ru}_2\text{O}_7$ structure¹⁶. The presence of the γ -pockets allows nesting for a certain range of fields with wavevectors similar to those of the SDW order and the soft-magnetic excitations reported here. We believe the SFM is a paramagnon-like excitation¹⁷ characteristic of metals close to magnetic order. Such modes are understood in terms of the Hubbard model where single-particle spin-flip excitations involving electronic states near the Fermi energy are enhanced by the electron interactions on the Ru site.

Our results show that the SFM becomes stronger in the SDW ordered state (see Fig. 2). Thus the SDW state in $\text{Sr}_3\text{Ru}_2\text{O}_7$ forms together with a background of strong quantum and thermal

magnetic fluctuations. An interesting feature of $\text{Sr}_3\text{Ru}_2\text{O}_7$ is that at finite constant T the entropy of the SDW phases is larger than in the surrounding regions at lower and higher fields (see Fig. 3a)³. This may be understood in terms of the data in Fig. 2. If $\chi''(\mathbf{Q}, \omega)$ is large then the fluctuation-dissipation theorem implies that strong spin fluctuations are present. The increase in $\chi''(\mathbf{Q}, \omega)$ observed for fields near $B = B_c$ (see Fig. 2) means that, at the small but finite temperature investigated ($T = 50$ mK), thermal fluctuations would be induced increasing the entropy of the system as observed experimentally (this is estimated explicitly below). Our data supports the notion that the SDW state in $\text{Sr}_3\text{Ru}_2\text{O}_7$ is stabilised by fluctuations i.e. the free energy is lowered by the system sampling more configurations. The presence of fluctuations can be inferred from the variation of entropy with field and our scattering measurements. This “order-by-disorder” mechanism whereby fluctuations stabilise an ordered phase has been discussed by Onsager, Villain and others¹⁸ in a wide variety of systems ranging from colloidal suspensions to insulating magnets.

The quantum critical and strange metal behaviour of $\text{Sr}_3\text{Ru}_2\text{O}_7$ have been revealed by B -dependent transport and thermal measurements^{1,3,9,10}. Clearly it is important to establish how this behaviour relates to the spin fluctuations reported here. The strong spin fluctuations we observe near B_c could provide scattering¹⁹ resulting in strange metal T -linear behaviour transport if they have the appropriate T -dependence. This will be studied in future work. The signature of quantum criticality in the thermal properties of $\text{Sr}_3\text{Ru}_2\text{O}_7$ is illustrated in Figs. 1a and 3a. At finite temperature, there is a divergence in field of the specific heat $\gamma = C/T \sim 1/|B - B_c|$ approaching the SDW phases. We can use our data to make a quantitative estimate of the electronic specific heat and establish whether the signatures seen in thermal measurements are due to spin fluctuations.

The low temperature thermal properties of metals near magnetic instabilities have been discussed in terms of spin fluctuation (paramagnon) theory originally developed in the 1960s^{17,20} and “self-consistent renormalization” (SCR) or self-consistent one-loop approximation introduced in the 1970s^{21–26}. These models address the enhancement of the low-temperature specific heat in metals that arises from the scattering of electrons by spin fluctuations. The spin fluctuations concerned are strongly damped and can drastically alter the thermodynamic properties of the metals. Edwards and Lonzarich²⁴, and Moriya and collaborators^{25,26} have obtained (See Methods for details) an approximate expression for the contribution of spin fluctuations

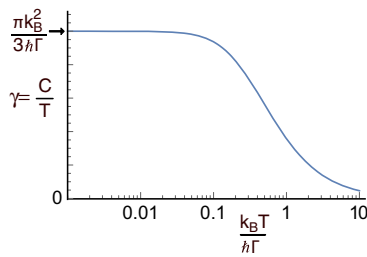


Fig. 4 Heat capacity of a single spin-fluctuation mode. The temperature dependence of $\gamma = C/T$ for a single spin-fluctuation mode with a temperature-independent relaxation rate Γ calculated from Eq. (8).

to γ in the $T \rightarrow 0$ limit. This is

$$\gamma = \frac{\nu\pi k_B^2}{3\hbar} \left\langle \frac{1}{\Gamma(\mathbf{Q})} \right\rangle_{\text{BZ}}, \quad (3)$$

where ν is the number of polarisations of the spin fluctuations that contribute to the specific heat, $\Gamma(\mathbf{Q})$ is the spin-fluctuation relaxation rate, and $\langle \dots \rangle$ denotes an average over the Brillouin zone (BZ). Figure 4 shows the heat capacity expected for a single mode with temperature independent $\Gamma(\mathbf{Q})$. Eq. (3) may be checked experimentally by measuring $\Gamma(\mathbf{Q})$ throughout the Brillouin zone using inelastic neutron scattering. Figure 3c shows a comparison of the measured $\langle \Gamma(\mathbf{Q})^{-1} \rangle$ and heat capacity γ for a variety of correlated metals (see Methods for details) demonstrating this method broadly works^{27,28}. We have assumed that $\nu = 3$ for all the systems except $\text{Sr}_3\text{Ru}_2\text{O}_7$.

To estimate the low- T specific heat of $\text{Sr}_3\text{Ru}_2\text{O}_7$ using Eq. (3) we set $\nu = 1$ since only a single transverse spin fluctuation mode is observed (Fig. 2j). The magnetic response is parameterised using Eq. (1) with the parameters in Table 1 for $B = 7.95$ T. Our estimate (see Methods) yields $\gamma_{\text{SFM}} = 0.23(3) \text{ J K}^{-2} \text{ Ru-mol}^{-1}$ which agrees with the measured value¹⁰ $\gamma_{\text{exp}} = 0.22 \text{ J K}^{-2} \text{ Ru-mol}^{-1}$.

For $B = 7.95$ T we made INS measurements over a wide range of wavevectors and energies to demonstrate that Eq. (1) provides a good description of the magnetic response. At other fields, data was only collected near the incommensurate position \mathbf{Q}_δ where the spin fluctuations are strongest and have the lowest energy scale. This allows the field dependence of χ_δ and Γ_δ , but not $\xi_{\parallel,\perp}$ to be determined (see Fig. 2g-h). Near a critical point, we expect χ_δ and Γ_δ to be controlled by the correlation length ξ . In mean-field theory (see Millis-Monien-Pines¹⁵ and Moriya and Ueda¹⁴), we expect $\Gamma_\delta \propto \xi^{-2}$ and $\chi_\delta \propto \xi^2$. This is consistent with the data plotted in Fig. 2i where it is shown that the relaxation time $\tau = \Gamma_\delta^{-1} \propto \chi_\delta$. Thus, if we assume

$$\hbar\Gamma_\delta(B) = c_{\parallel} / \xi_{\parallel}^2(B) = c_{\perp} / \xi_{\perp}^2(B) \quad (4)$$

and use the values of c_{\parallel} and c_{\perp} determined at $B = 7.95$ T (Table 1) we have a field-dependent model for the magnetic response $\chi''(\mathbf{Q}, \omega)$. This may be used to compute $\langle \Gamma^{-1}(\mathbf{Q}) \rangle(B)$ and hence the field-dependence of the heat capacity. The result of this procedure is shown by the points in Fig. 3a. The heat capacity calculated from our spin fluctuation model shows a remarkable agreement with experimental measurements (solid line). The model reproduces the increase in γ and entropy S on approaching the SDW phases and also the increase of these quantities on entering the SDW phases.

We show how the collective spin fluctuations in the correlated electron metal $\text{Sr}_2\text{Ru}_3\text{O}_7$ evolve in a near singular way, as a magnetic field sweeps the system through a quantum critical point at very low temperature. These fluctuations may stabilise the SDW order observed in this system. We demonstrate how a simple phenomenological model describing the scattering of electrons by the collective spin fluctuations can compute the low temperature heat capacity and entropy of $\text{Sr}_2\text{Ru}_3\text{O}_7$. Hence the novel thermal and transport properties of $\text{Sr}_2\text{Ru}_3\text{O}_7$ ¹⁻⁴ can be

understood in terms of the spin fluctuations reported here and the SDW order⁵. The model appears to have more general applicability to other materials with damped magnetic excitations. For example, it might be used to test whether the doping-dependent peak in the heat capacity γ in cuprate superconductors²⁹ can be understood through magnetic excitations.

Methods

Sample growth and characterisation. Our sample was an array of 9 single crystals sample with total mass of 6.6 g and was grown using an image furnace³⁰. The samples were co-aligned on thin aluminium plates with the [001] direction out of plane (parallel to applied field) and the sample had a total mosaic of 1.5°. Susceptibility, transport and neutron diffraction measurements on samples used in the present experiment showed that they were of comparable purity to previous studies²⁻⁴. In particular, they exhibit the hallmarks of the quantum critical phases shown in Fig. 1.

Neutron scattering measurements. Experiments were performed at the LET spectrometer at the ISIS spallation source and the IN14 spectrometer at the ILL at temperatures down to $T = 50$ mK and fields up to $B = 11$ T. For LET we used incident energies $E_i = 0.75, 1.4,$ and 3.5 meV. INS can be used to probe the imaginary part of the generalised susceptibility $\chi''(\mathbf{Q}, \omega)$, a measure of the strength of magnetic excitations at a particular (\mathbf{Q}, ω) . The magnetic scattering cross-section is given by³¹

$$\frac{d^2\sigma}{d\Omega dE} = \frac{(y_n r_e)^2 k_f}{\pi g^2 \mu_B^2 k_i} \frac{|F(\mathbf{Q})|^2}{1 - \exp(-\hbar\omega/kT)} \times \sum_{\alpha\beta} \chi''_{\alpha\beta}(\mathbf{Q}, \omega) (\delta_{\alpha\beta} - \hat{Q}_\alpha \hat{Q}_\beta), \quad (5)$$

where $(y_n r_e)^2 = 0.2905$ barn sr^{-1} , g is the Landé factor, \mathbf{k}_i and \mathbf{k}_f are the incident and final neutron wave vectors, $|F(\mathbf{Q})|^2$ is the magnetic form factor for the Ru atom and $\mathbf{Q} = \mathbf{k}_i - \mathbf{k}_f$. Our data were placed on an absolute scale by comparing the scattering signal with that from a V standard. Our quoted susceptibilities are $\chi'' = \frac{1}{3}(\chi''_{xx} + \chi''_{yy} + \chi''_{zz})$ and the factor $(\delta_{\alpha\beta} - \hat{Q}_\alpha \hat{Q}_\beta)$ is used to determine the polarization of the excitations.

Spin fluctuation heat capacity model. Spin fluctuation theory in the “self-consistent renormalization” (SCR) or self-consistent one-loop approximation²¹⁻²⁶ can be used to estimate the low-temperature free energy F can be expressed^{20,23} as

$$F = \sum_{\mathbf{v}, \mathbf{Q}} \int_0^{\omega_c} d\omega \frac{F_{\text{osc}}(\omega)}{\pi} \frac{\Gamma_{\mathbf{v}}(\mathbf{Q})}{\omega^2 + \Gamma_{\mathbf{v}}^2(\mathbf{Q})}, \quad (6)$$

where $F_{\text{osc}}(\omega) = \hbar\omega/2 + k_B T \ln[1 - \exp(-\hbar\omega/k_B T)]$ is the free energy of a harmonic oscillator with frequency ω and $\Gamma_{\mathbf{v}}(\mathbf{Q})$ is the relaxation rate of a spontaneous spin fluctuation of wavevector \mathbf{Q} and polarization \mathbf{v} . Eq. (6) may be used to obtain an approximate expression²⁶ for the linear coefficient of specific heat γ ,

$$\gamma = \frac{C}{T} = - \frac{\partial^2 F}{\partial T^2} \quad (7)$$

$$= \sum_{\mathbf{v}, \mathbf{Q}} \int_0^{\omega_c} d\omega \frac{C_{\text{osc}}(\omega)}{T} \frac{1}{\pi} \frac{\Gamma_{\mathbf{v}}(\mathbf{Q})}{\Gamma_{\mathbf{v}}(\mathbf{Q})^2 + \omega^2}. \quad (8)$$

This is the sum of the specific heat C_{osc} of harmonic oscillators with the frequency distribution of the spin-fluctuation spectrum, where

$$C_{\text{osc}}(\omega) = \frac{\hbar^2 \omega^2}{k_B T^2} \frac{e^{\hbar\omega/k_B T}}{(e^{\hbar\omega/k_B T} - 1)^2}. \quad (9)$$

To illustrate the result, we evaluate Eq. (8) numerically for a single (\mathbf{v}, \mathbf{Q}) mode with temperature independent $\Gamma_{\mathbf{v}}(\mathbf{Q}) = \Gamma$ and $\omega_c \rightarrow \infty$. The result is shown in Fig. 4.

A renormalization group (RG) analysis by Millis³² obtained the quantum critical behaviour for various magnetic models. In the case of the 2D antiferromagnet, which is of interest here, both SCR^{25,26} and RG³² theory yield a logarithmic contribution to $\gamma = C/T \sim \ln(1/T)$ at low temperatures.

Edwards and Lonzarich²⁴, and Moriya and collaborators^{25,26} have obtained an approximate expression (Eq. (3)) for γ in the $T \rightarrow 0$ limit based on Eqs. (6)–(9).

Application of the spin-fluctuation theory of the specific heat to $\text{Sr}_3\text{Ru}_2\text{O}_7$. We estimate the low- T specific heat of $\text{Sr}_3\text{Ru}_2\text{O}_7$ using Eq. (3) treating the spin fluctuations as being 2D and assuming the only a single transverse spin fluctuation mode contributes to the specific heat i.e. $\nu = 1$. The magnetic response is parameterised using Eq. (1) with the parameters in Table 1 for $B = 7.95$ T and $T = 50$ mK. In order to estimate the heat capacity using Eq. (3), we average $\Gamma^{-1}(\mathbf{Q})$ over the BZ. Fluctuations corresponding to the four \mathbf{Q}_δ wavevectors are believed to pervade the whole sample so no domain averaging is required. The average is dominated by the regions near the four \mathbf{Q}_δ wavevectors, where there is little overlap of the different terms in the

sum of Eq. (1). Thus $\langle \Gamma^{-1}(\mathbf{Q}) \rangle$ can be computed by averaging $\Gamma^{-1}(\mathbf{Q})$ using Eq. (2). We find, for $B = 7.85$ T, $\langle (\hbar I)^{-1}(\mathbf{Q}) \rangle = 0.312 \pm 0.012 \text{ meV}^{-1}$. Hence $\gamma = N_A \pi k_B^2 / 3 \times 0.312 = 0.233 \text{ J K}^{-2} \text{ Ru} \cdot \text{mol}^{-1}$.

Data availability

All relevant data are available from the corresponding authors upon reasonable request.

Received: 22 June 2021; Accepted: 14 September 2021;

Published online: 04 October 2021

References

- Grigera, S. A. et al. Magnetic field-tuned quantum criticality in the metallic ruthenate $\text{Sr}_3\text{Ru}_2\text{O}_7$. *Science* **294**, 329 (2001).
- Grigera, S. A. et al. Disorder-sensitive phase formation linked to metamagnetic quantum criticality. *Science* **306**, 1154 (2004).
- Rost, A. W., Perry, R. S., Mercure, J. F., Mackenzie, A. P. & Grigera, S. A. Entropy landscape of phase formation associated with quantum criticality in $\text{Sr}_3\text{Ru}_2\text{O}_7$. *Science* **325**, 1360 (2009).
- Borzi, R. A. et al. Formation of a nematic fluid at high fields in $\text{Sr}_3\text{Ru}_2\text{O}_7$. *Science* **315**, 214 (2007).
- Lester, C. et al. Field-tunable spin-density-wave phases in $\text{Sr}_3\text{Ru}_2\text{O}_7$. *Nat. Mat.* **14**, 373 (2015).
- Knafo, W. et al. Field-induced spin-density wave beyond hidden order in URu_2Si_2 . *Nat. Comm.* **7**, 13075 (2016).
- Efremov, D. V. et al. Multicritical Fermi surface topological transitions. *Phys. Rev. Lett.* **123**, 207202 (2019).
- Tokiwa, Y., Mchawat, M., Perry, R. S. & Gegenwart, P. Multiple metamagnetic quantum criticality in $\text{Sr}_3\text{Ru}_2\text{O}_7$. *Phys. Rev. Lett.* **116**, 226402 (2016).
- Sun, D., Rost, A. W., Perry, R. S., Mackenzie, A. P. & Brando, M. Low temperature thermodynamic investigation of the phase diagram of $\text{Sr}_3\text{Ru}_2\text{O}_7$. *Phys. Rev. B* **97**, 115101 (2018).
- Rost, A. W. et al. Thermodynamics of phase formation in the quantum critical metal $\text{Sr}_3\text{Ru}_2\text{O}_7$. *Proc. Natl Acad. Sci. USA* **108**, 16549 (2011).
- Capogna, L. et al. Observation of two-dimensional spin fluctuations in the bilayer ruthenate $\text{Sr}_3\text{Ru}_2\text{O}_7$ by inelastic neutron scattering. *Phys. Rev. B* **67**, 012504 (2003).
- Ramos, S. et al. Spin dynamics in $\text{Sr}_3\text{Ru}_2\text{O}_7$ near the metamagnetic transition by inelastic neutron scattering. *Physica B* **403**, 1270 (2008).
- Moriya, T. Spin fluctuations in nearly antiferromagnetic metals. *Phys. Rev. Lett.* **24**, 1433 (1970).
- Moriya, T. & Ueda, K. Spin fluctuations and high temperature superconductivity. *Adv. Phys.* **49**, 555 (2000).
- Millis, A. J., Monien, H. & Pines, D. Phenomenological model of nuclear relaxation in the normal state of $\text{YBa}_2\text{Cu}_3\text{O}_7$. *Phys. Rev. B* **42**, 167 (1990).
- Shaked, H., Jorgensen, J., Chmaissem, O., Ikeda, S. & Maeno, Y. Neutron diffraction study of the structural distortions in $\text{Sr}_3\text{Ru}_2\text{O}_7$. *J. Solid State Chem.* **154**, 361 (2000).
- Doniach, S. & Engelsberg, S. Low-temperature properties of nearly ferromagnetic Fermi liquids. *Phys. Rev. Lett.* **17**, 750 (1966).
- Green, A. G., Conduit, G. & Krüger, F. Quantum order-by-disorder in strongly correlated metals. *Ann. Rev. Condens. Mat. Phys.* **9**, 59 (2018).
- Musatov, C. H., Berg, E. & Hartnoll, S. A. Theory of the strange metal $\text{Sr}_3\text{Ru}_2\text{O}_7$. *Proc. Natl Acad. Sci. USA* **117**, 2852 (2020).
- Brinkman, W. F. & Engelsberg, S. Spin-fluctuation contributions to the specific heat. *Phys. Rev.* **169**, 417 (1968).
- Murata, K. K. & Doniach, S. Theory of magnetic fluctuations in itinerant ferromagnets. *Phys. Rev. Lett.* **29**, 285 (1972).
- Moriya, T. *Spin Fluctuations in Itinerant Electron Magnetism* (Springer, Berlin, 1985).
- Lonzarich, G. The magnetic equation of state and heat capacity in weak itinerant ferromagnets. *J. Mag. Mag. Mat.* **54–57**, 612 (1986).
- Edwards, D. M. & Lonzarich, G. G. The entropy of fluctuating moments at low temperatures. *Phil. Mag. B* **65**, 1185 (1992).
- Moriya, T. & Takimoto, T. Anomalous properties around magnetic instability in heavy electron systems. *J. Phys. Soc. Jpn* **64**, 960 (1995).
- Ishigaki, A. & Moriya, T. On the spin fluctuation-enhanced specific heat around the magnetic instabilities. *J. Phys. Soc. Jpn* **68**, 3673 (1999).
- Hayden, S. M., Double, R., Aeppli, G., Perring, T. G. & Fawcett, E. Strongly enhanced magnetic excitations near the quantum critical point of $\text{Cr}_{1-x}\text{V}_x$ and why strong exchange enhancement need not imply heavy fermion behavior. *Phys. Rev. Lett.* **84**, 999 (2000).
- Steffens, P. et al. Spin fluctuations in Sr_2RuO_4 from polarized neutron scattering: implications for superconductivity. *Phys. Rev. Lett.* **122**, 047004 (2019).
- Michon, B. et al. Thermodynamic signatures of quantum criticality in cuprate superconductors. *Nature* **567**, 218 (2019).
- Perry, R. & Maeno, Y. Systematic approach to the growth of high-quality single crystals of $\text{Sr}_3\text{Ru}_2\text{O}_7$. *J. Cryst. Growth* **271**, 134 (2004).
- Boothroyd, A. T. *Principles of Neutron Scattering from Condensed Matter* (Oxford University Press, Oxford, 2020).
- Millis, A. J. Effect of a nonzero temperature on quantum critical points in itinerant fermion systems. *Phys. Rev. B* **48**, 7183 (1993).

Acknowledgements

We acknowledge informative discussions with P. Coleman, A. Chubukov, R. Evans, A. Green, G. G. Lonzarich, M. Zhu and A. P. Mackenzie. Our work was supported by the UK EPSRC (Grant nos. EP/J015423/1 and EP/R011141/1).

Author contributions

C.L. and R.S.P. prepared the samples. C.L., S.M.H., S.R., T.P.C., M.L., R.B., T.G., A.H., A.W., E.M.F. made neutron scattering measurements. C.L. and S.M.H. analyzed the data and wrote the initial manuscript. All authors contributed to the discussion and provided feedback on the manuscript.

Competing interests

The authors declare no competing interests.

Additional information

Correspondence and requests for materials should be addressed to S. M. Hayden.

Peer review information *Nature Communications* thanks Dmitry Gorkov and the other, anonymous, reviewer(s) for their contribution to the peer review of this work.

Reprints and permission information is available at <http://www.nature.com/reprints>

Publisher's note Springer Nature remains neutral with regard to jurisdictional claims in published maps and institutional affiliations.



Open Access This article is licensed under a Creative Commons Attribution 4.0 International License, which permits use, sharing, adaptation, distribution and reproduction in any medium or format, as long as you give appropriate credit to the original author(s) and the source, provide a link to the Creative Commons license, and indicate if changes were made. The images or other third party material in this article are included in the article's Creative Commons license, unless indicated otherwise in a credit line to the material. If material is not included in the article's Creative Commons license and your intended use is not permitted by statutory regulation or exceeds the permitted use, you will need to obtain permission directly from the copyright holder. To view a copy of this license, visit <http://creativecommons.org/licenses/by/4.0/>.

© The Author(s) 2021