


SO₃ and Sulfate levels observed and Operational Issues Co-firing Coal and Biomass blends under Oxy-firing conditions



Nelia Jurado Pontes
(n.juradopontes@cranfield.ac.uk)

Hamid Darabkhani

John Oakey

E. J. Anthony

7th International Conference on Clean Coal Technologies

Kraków, Poland

17–21 May 2015

www.cranfield.ac.uk

Oxy-combustor facility

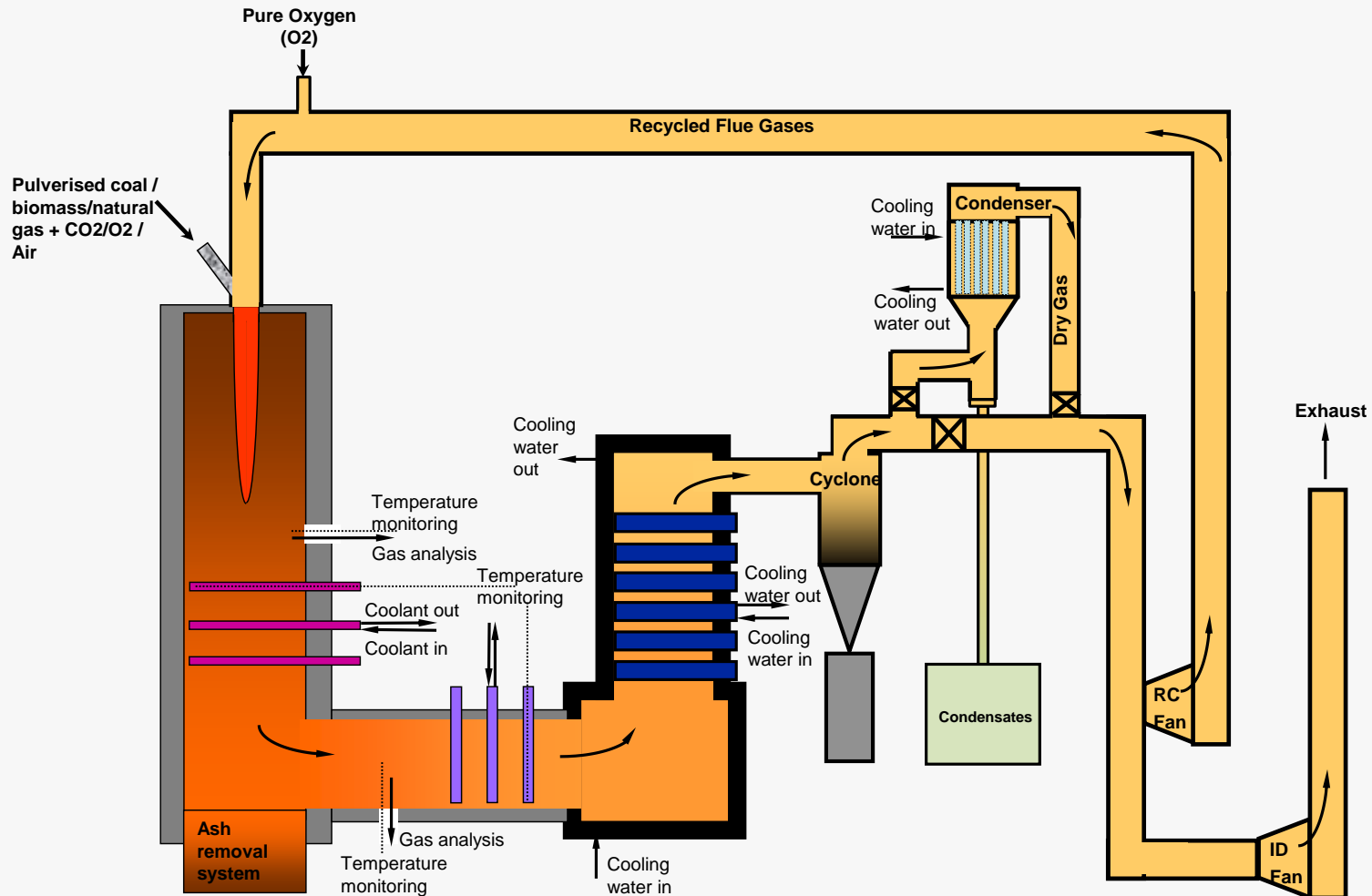


Diagram of 100kW_{th} Oxy-Combustor with Condenser

Oxy-combustor facility

FLUE GAS CONDITIONING

CONDENSER

*New calibration model needed for the FTIR
(Higher concentrations of CO₂ expected)*

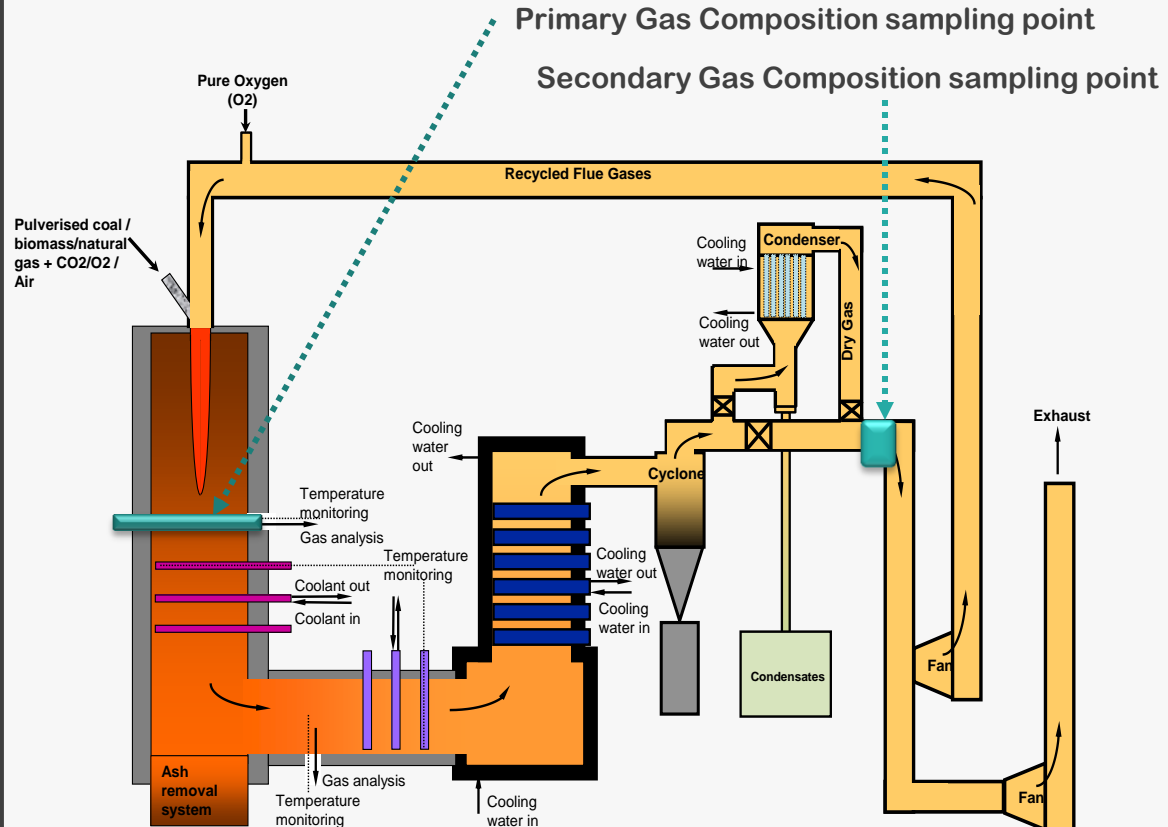


Diagram of 100kWth Oxy-Combustor with Condenser

Oxy-combustor facility NEW MEASUREMENTS

SO₃ AND SULFATES MEASUREMENT (Controlled Condensation Method)

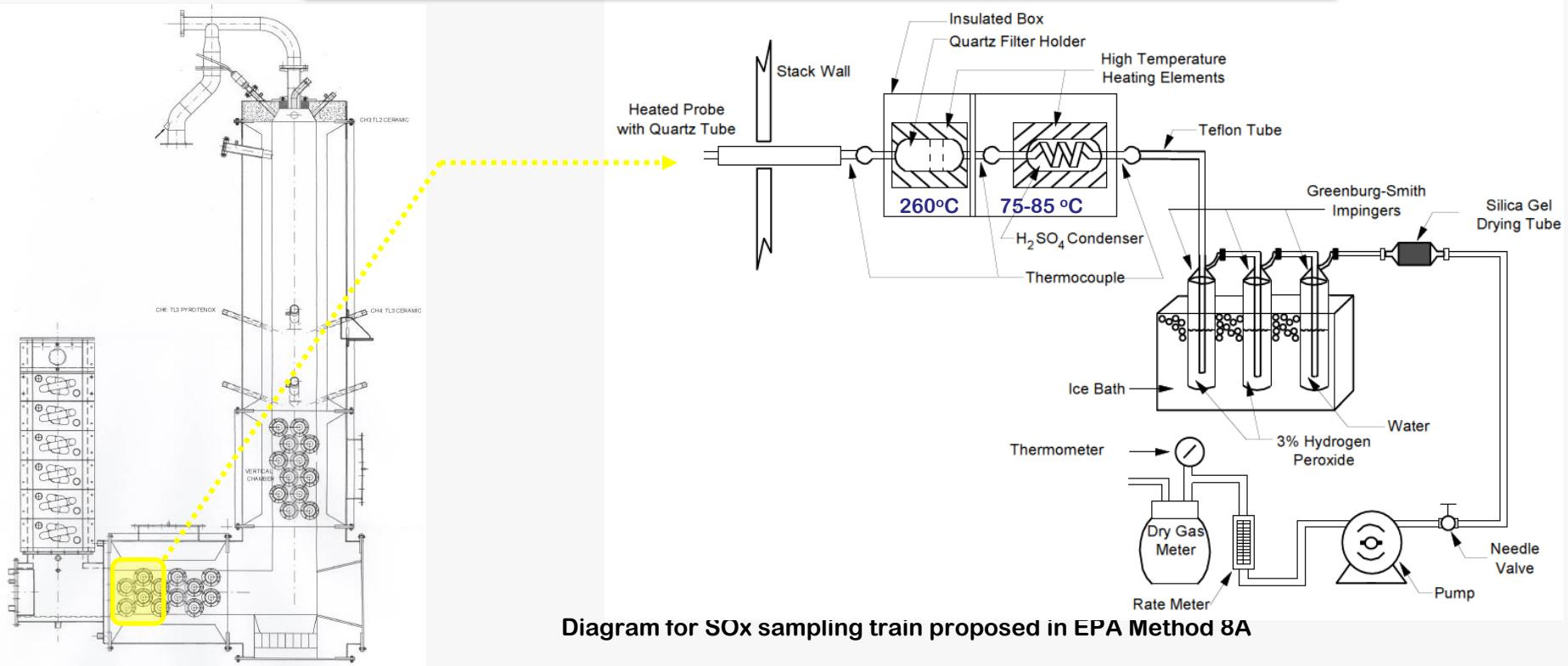


Diagram for SO_x sampling train proposed in EPA Method 8A



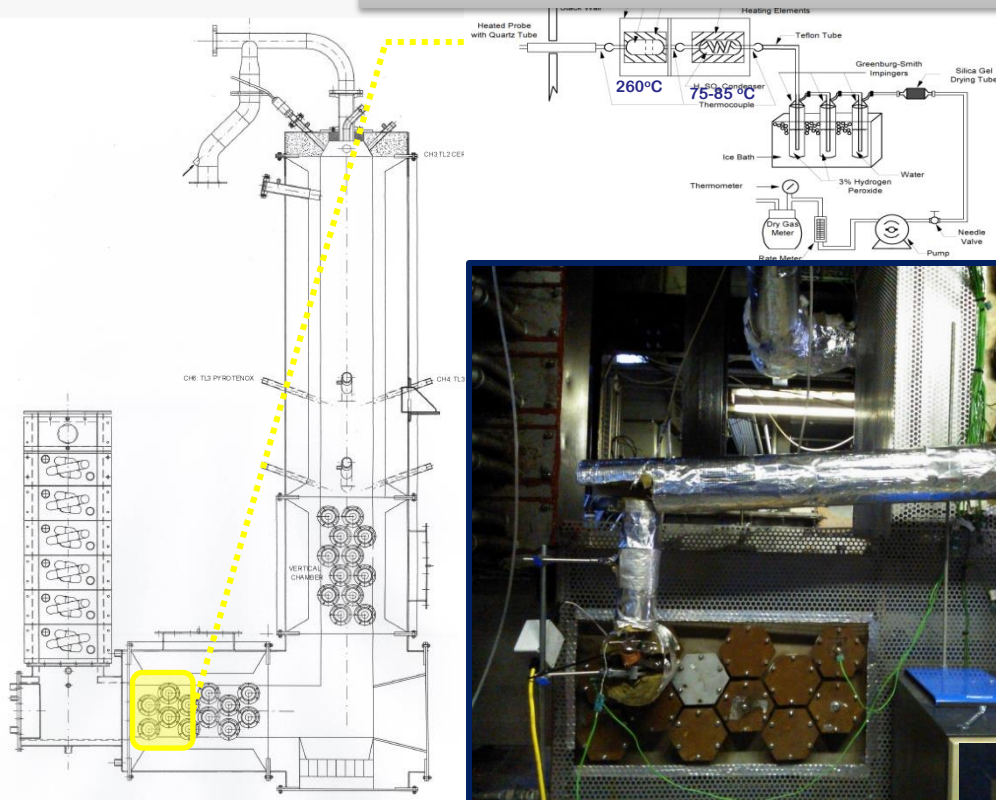
Location of the
sampling point

Modification of procedure suggested by EPA Method 8A applied

Oxy-combustor facility

NEW MEASUREMENTS

SO₃ AND SULFATES MEASUREMENT (Controlled Condensation Method)



Location of the sampling point

Oxy-combustor facility NEW MEASUREMENTS

RFG
from RC Fan
→

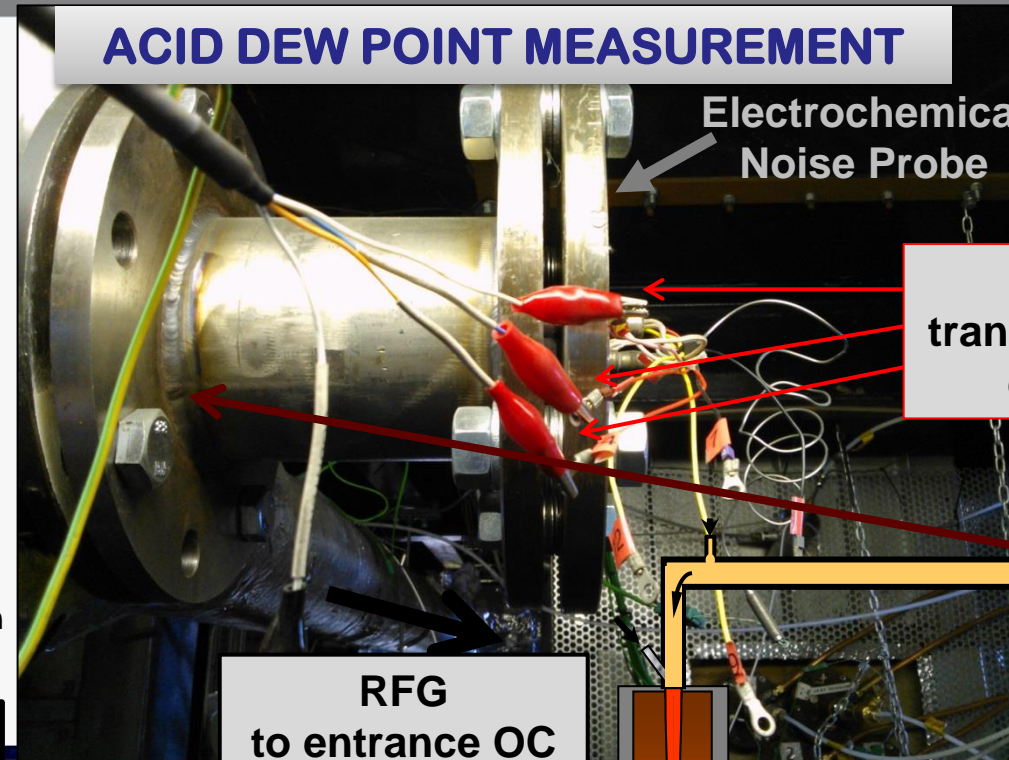


Electrodes section
before a test

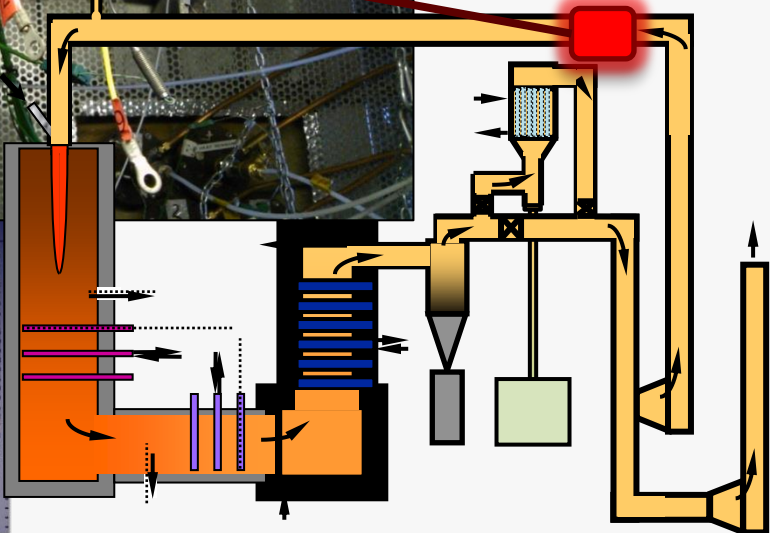
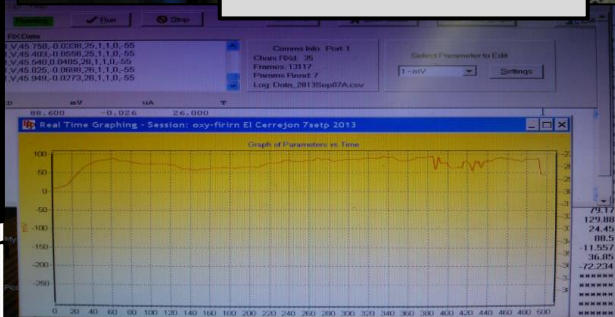


Electrodes section
after a test

ACID DEW POINT MEASUREMENT



RFG
to entrance OC



Experimental conditions

- ✦ **Type of fuel:**
 - El Cerrejon Coal 13.5kg/h
 - 75% El Cerrejon -25% CCP 15kg/h
 - 50% El Cerrejon -50% CCP 16.7kg/h
 - Cereal co-product 22kg/h
- ✦ **Percentage of Recycled Flue Gas :60-65%**
- ✦ **Types of Recycled Flue Gas**
 - Wet- Hot Recirculation (After Particle Removal)
 - Dry – Cool Recirculation (After Particle, Condenser)
- ✦ **Oxygen Injection**
 - Primary O₂ (Fuel carrier draught): Not Used
 - Secondary O₂: 34-38% in gas supplied

Experimental conditions

FUEL ANALYSIS

	El Cerrejon coal	Cereal co-product
Proximate analysis (% (wt) as received)		
Moisture	5.80	8.10
Volatile matter	34.80	70.80
Ash	8.60	4.20
Calorific value, (MJ/kg)		
Gross calorific value	27.85	17.61
Net calorific value	27.12	16.34
Ultimate analysis (% (wt) as received)		
Carbon	69.2	43.30
Hydrogen	4.40	5.80
Nitrogen	1.42	2.70
Chlorine	0.02	0.17
Sulfur	0.58	0.16
Oxygen	9.98	35.57
Ash analysis (% (wt))		
SiO ₂	60.69	44.36
Al ₂ O ₃	22.01	2.79
Fe ₂ O ₃	7.43	2.47
TiO ₂	0.92	0.12
CaO	2.27	7.78
MgO	2.90	3.96
Na ₂ O	1.06	0.36
K ₂ O	2.32	24.72
Mn ₃ O ₄	0.06	0.10
P ₂ O ₅	0.21	12.04
SO ₃	-	-
BaO	0.11	0.05

Experimental conditions

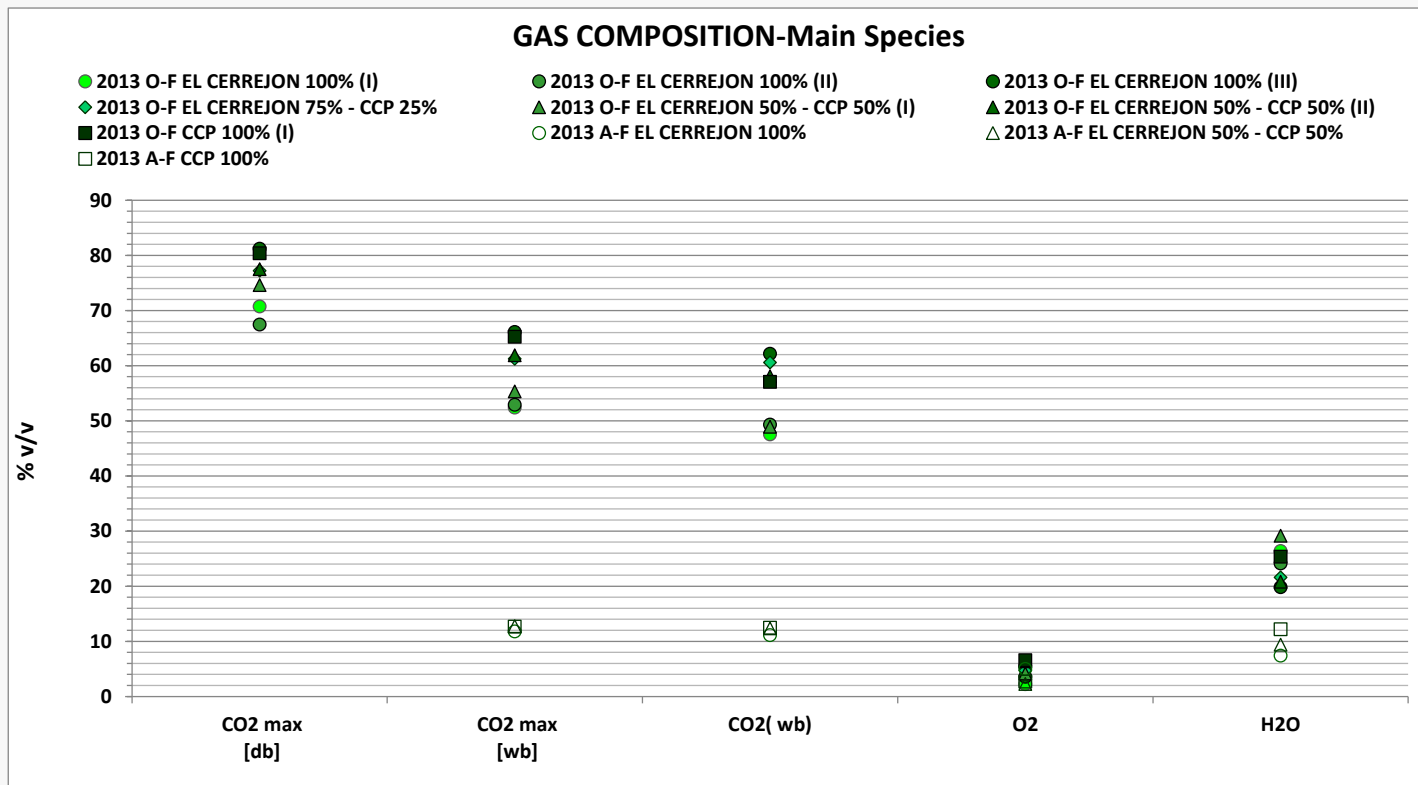
FUEL ANALYSIS

	El Cerrejon coal	Cereal co-product
Proximate analysis (% (wt) as received)		
Moisture	5.80	8.10
Volatile matter	34.80	70.80
Ash	8.60	4.20
Calorific value, (MJ/kg)		
Gross calorific value	27.85	17.61
Net calorific value	27.12	16.34
Ultimate analysis (% (wt) as received)		
Carbon	69.2	43.30
Hydrogen	4.40	5.80
Nitrogen	1.42	2.70
Chlorine	0.02	0.17
Sulfur	0.58	0.16
Oxygen	9.98	35.57
Ash analysis (% (wt))		
SiO ₂	60.69	44.36
Al ₂ O ₃	22.01	2.79
Fe ₂ O ₃	7.43	2.47
TiO ₂	0.92	0.12
CaO	2.27	7.78
MgO	2.90	3.96
Na ₂ O	1.06	0.36
K ₂ O	2.32	24.72
Mn ₃ O ₄	0.06	0.10
P ₂ O ₅	0.21	12.04
SO ₃	-	-
BaO	0.11	0.05

Experimental Results

GAS COMPOSITION

- **Maximum CO₂ : 57-62% wet basis [80-81% (d. b.)]**
- **H₂O ~ 20-29% (v/v)**
- **O₂ ~ 4.3% (v/v)**

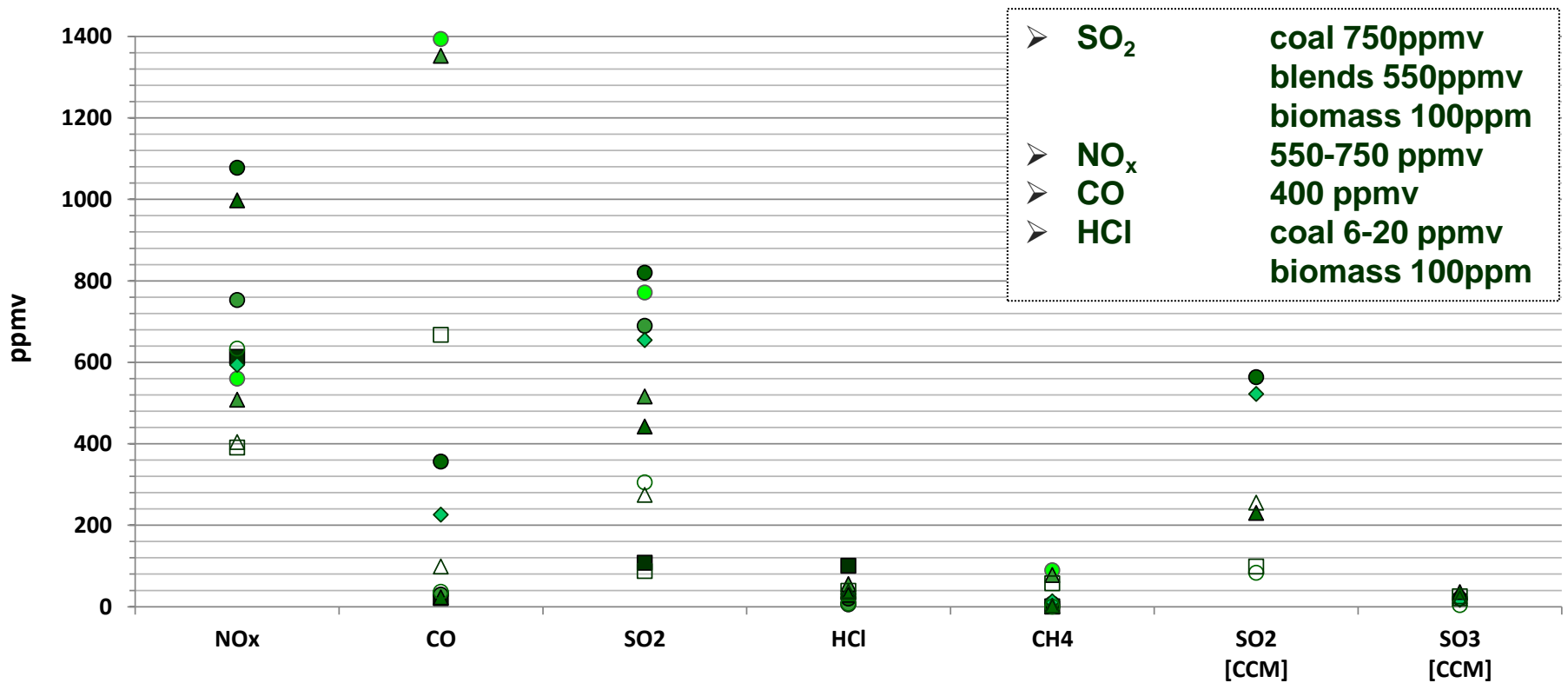


Experimental Results

GAS COMPOSITION

GAS COMPOSITION- Minor species

- 2013 O-F EL CERREJON 100% (I)
- ◆ 2013 O-F EL CERREJON 75% - CCP 25%
- 2013 O-F CCP 100% (I)
- 2013 A-F CCP 100%
- 2013 O-F EL CERREJON 100% (II)
- ▲ 2013 O-F EL CERREJON 50% - CCP 50% (I)
- 2013 A-F EL CERREJON 100%
- 2013 O-F EL CERREJON 100% (III)
- ▲ 2013 O-F EL CERREJON 50% - CCP 50% (II)
- △ 2013 A-F EL CERREJON 50% - CCP 50%



Experimental Results

SO₃ & SULFATES

	SO ₂ _FTIR (ppmv)	SO ₂ _CCM (ppmv)	(SO ₃ +SO ₄ ²⁻)_CCM (ppmv)	(SO ₃ +SO ₄ ²⁻)/SO ₂ (%)
Air-firing El Cerrejon	305.2	83.5	3.0	3.6
Air-firing 50%EC-50%CCP	274.3	245.8	16.6	6.7
Air-firing CCP	87.6	98.9	20.8	21.0
Oxy-firing El Cerrejon	819.6	566.8	16.9	3.0
Oxy-firing 75%EC-25%CCP	654.3	525.2	13.8	2.6
Oxy-firing 50%EC-50%CCP	442.2	231.4	29.5	12.7

Effect of fuel: SO₃+SO₄²⁻ levels rising as the share of CCP increases


 Alkalis reaction with SO₃ to generate sulfates
 SO₂ to SO₃ promoted by alkalis

Effect of firing mode: SO₃+SO₄²⁻ levels in oxy-firing higher than in air-firing

Experimental Results

ACID DEW POINT

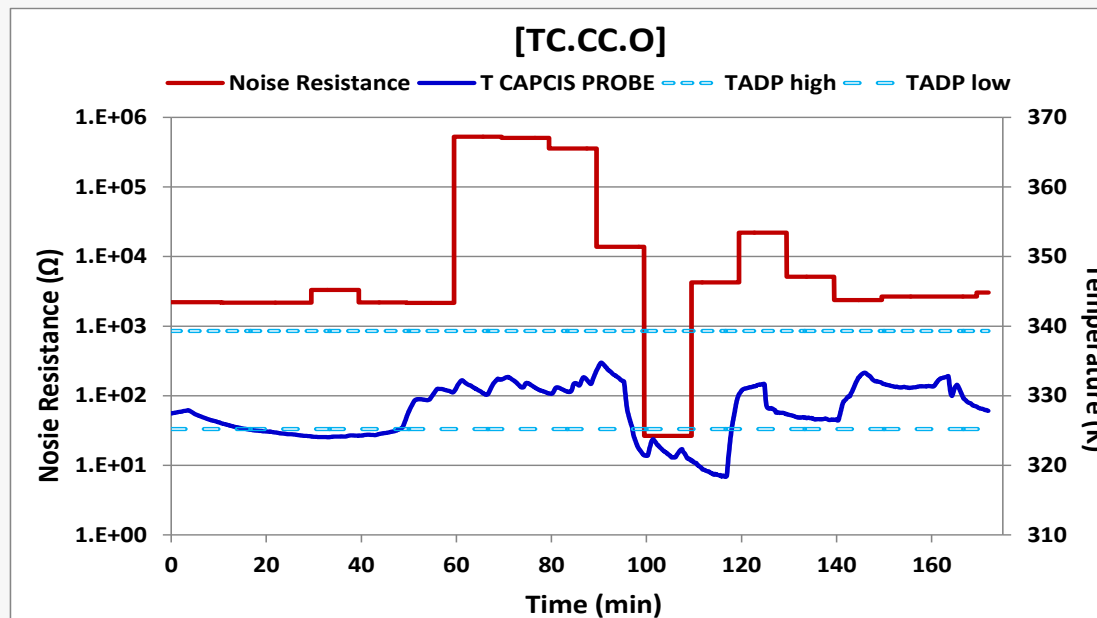
Ohm's Law:

$$R(\Omega) = \frac{V(V)}{I(A)}$$

$$NR(\Omega) = \frac{std(V)}{std(I)}$$

Explanation:

$\uparrow I \rightarrow \uparrow \left(\frac{\partial I}{\partial t}\right) \rightarrow \uparrow \text{Reaction rate}_{\text{Corrosion}} \ \& \ \downarrow NR$



Empirical acid dew points are lower than the estimated values for the high T_{ADP}



Theoretical correlations result in conservative estimations for the acid dew points

Experimental Results

HEAT FLUX

	Heat flux _{Max} (kW/m ²)	Heat flux _{Av} (kW/m ²)	RFG (%)	Power _{supplied} (kW)
Air-firing El Cerrejon	42.9	35.8	-	108
Air-firing 50%EC-50%CCP	33.7	29.2	-	108
Air-firing CCP	85.5	31.4	-	101
Oxy-firing El Cerrejon	191.7	153.8	60	119
Oxy-firing 75%EC-25%CCP	38.8	33.6	67	105
Oxy-firing 50%EC-50%CCP	82.7	63.8	60	105
Oxy-firing CCP	150.6	109.9	54	118

- ❑ Heat fluxes generated in oxy-firing double the air-firing cases
- ❑ El Cerrejon coal leads to heat fluxes 1.25 times higher than 100% CCP

Experimental Results

HEAT FLUX


	Heat flux _{Max} (kW/m ²)	Heat flux _{Av} (kW/m ²)	RFG (%)	Power _{supplied} (kW)
Air-firing El Cerrejon	42.9	35.8	-	108
Air-firing 50%EC-50%CCP	33.7	29.2	-	108
Air-firing CCP	85.5	31.4	-	101
Oxy-firing El Cerrejon	191.7	153.8	60	119
Oxy-firing 75%EC-25%CCP	38.8	33.6	67	105
Oxy-firing 50%EC-50%CCP	82.7	63.8	60	105
Oxy-firing CCP	150.6	109.9	54	118

- ❑ Heat fluxes generated in oxy-firing double the air-firing cases
- ❑ El Cerrejon coal leads to heat fluxes 1.25 times higher than 100% CCP

Experimental Results

ASH DEPOSITS

The structure of the deposit is more fibrous and porous using 100% CCP than when oxy-firing 100% El Cerrejon coal or the coal-biomass blends. No significant difference in the aspect of the deposits can be observed comparing the cases under oxy and air-firing conditions.

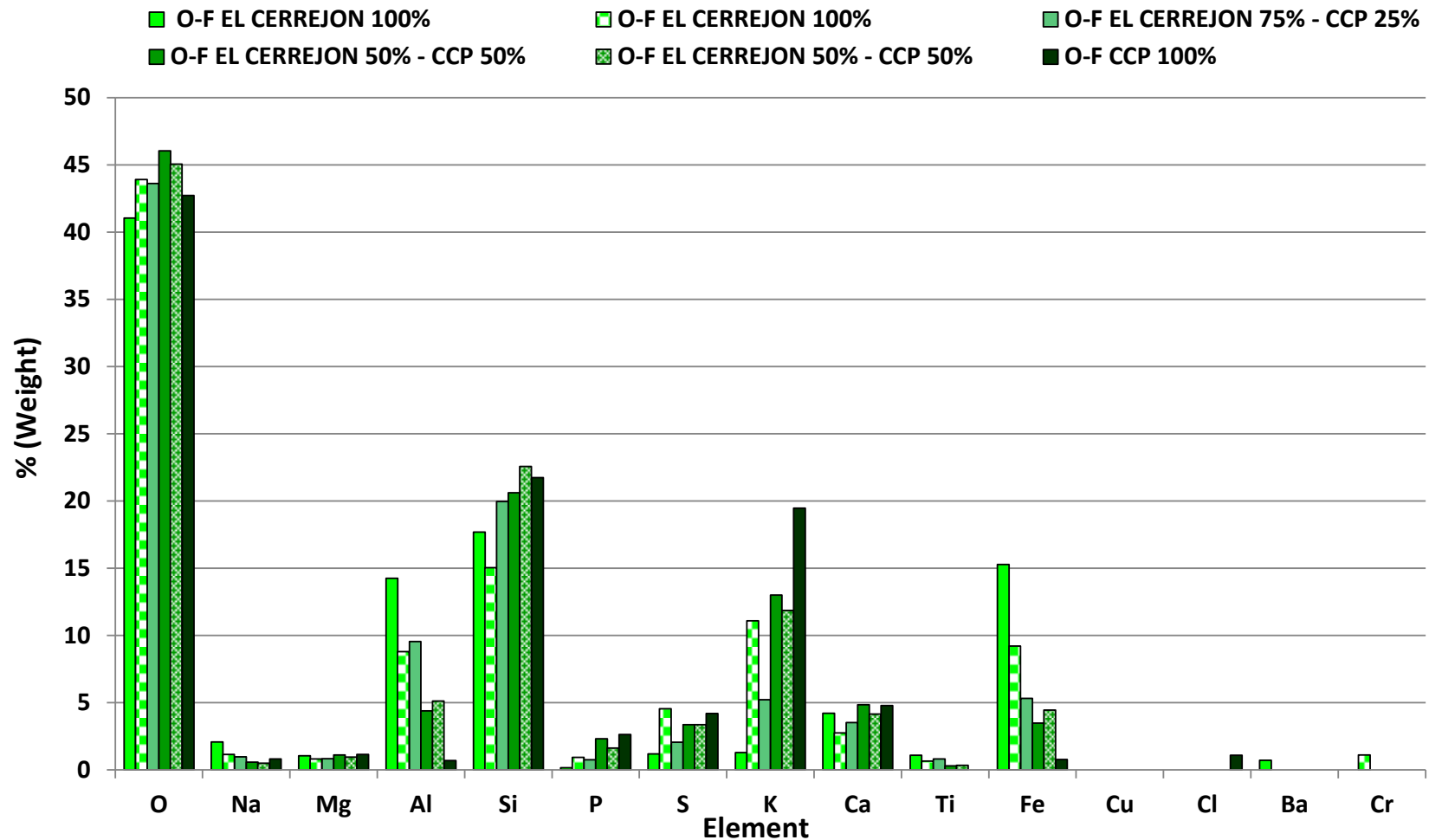


a) Air- firing El Cerrejon b) Air-firing 50%EC-50%CCP c) Air-firing CCP
d) Oxy- firing El Cerrejon e) Oxy-firing 50%EC-50%CCP f) Oxy-firing CCP

Experimental Results

ASH DEPOSITS

ASH DEPOSITS-High T (750°C) Probes



Operational issues

- ✿ Decrease of air ingress from 10% to 5% (improved sealing of the facility and operation at slightly positive pressure)
- ✿ Difficulty to control the %RFG when using coal-biomass blends and pure biomass (liquid accumulation in the condenser)
- ✿ The $\eta_{\text{condenser}}$ dropped sharply after two hours of operation
- ✿ Dry recycle used from the start of the tests with 100% biomass (otherwise minimal efficacy)
- ✿ Some air ingress into the process through the deposit probes (due to cooling air)
- ✿ Appropriate maintenance of heat flux sensor

Key findings- Experimental

■ Gas composition

- CO₂ >80% (db) for pure coal and pure biomass
- H₂O 20-29%, even with dry recycle
- NO_x 550-750ppmv
- SO₂ 100-750ppmv
- HCl 8-100ppmv
- SO₃+SO₄²⁻ 14-30ppmv

Clear increase in (SO₃+SO₄²⁻)/SO₂ ratio when ↑ %CCP

■ Acid dew point

- Theoretical correlations result in conservative estimations for the acid dew points

■ Heat flux

- oxy-firing double the air-firing cases
- Coal leads to heat fluxes 1.25 times higher than 100% CCP

Not possible compensation for heat flux

■ Ash deposits

- Markedly fibrous and cohesive for high shares of CCP
- Similar S levels for pure coal and biomass (K₂SO₄ generation)

SO₃ and Sulfate levels observed and Operational Issues Co-firing Coal and Biomass blends under Oxy-firing conditions

Thanks for your attention



Nelia Jurado Pontes
(n.juradopontes@cranfield.ac.uk)

Hamid Darabkhani

John Oakey

E. J. Anthony

7th International Conference on Clean Coal Technologies

Kraków, Poland

17–21 May 2015

www.cranfield.ac.uk