A.

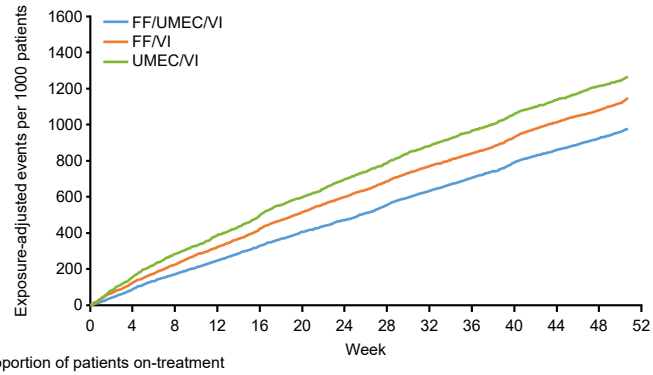

Proportion of patients on-treatment

FF/UMEC/VI	1.00	0.98	0.95	0.94	0.92	0.90	0.89	0.89	0.87	0.86	0.85	0.84	0.83
FF/VI	1.00	0.96	0.91	0.89	0.87	0.84	0.83	0.82	0.79	0.79	0.78	0.77	0.76
UMEC/VI	1.00	0.95	0.90	0.87	0.85	0.83	0.81	0.80	0.78	0.77	0.76	0.74	0.74

D.

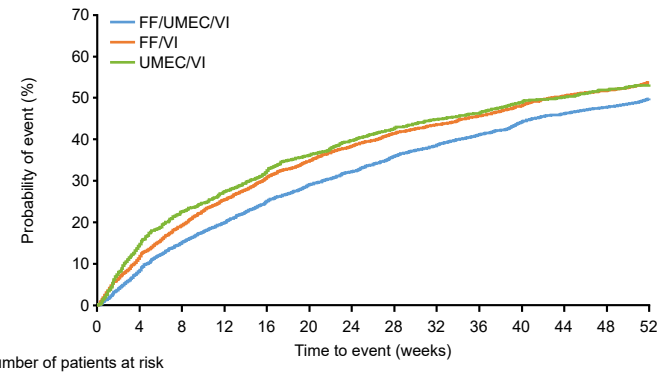

Number of patients at risk

FF/UMEC/VI	4151	3758	3408	3186	2954	2752	2614	2457	2324	2216	2085	1988	1919	1419
FF/VI	4134	3554	3133	2838	2620	2410	2250	2120	2004	1920	1823	1729	1671	1228
UMEC/VI	2070	1721	1516	1406	1301	1201	1123	1059	1001	971	917	884	851	642

B.

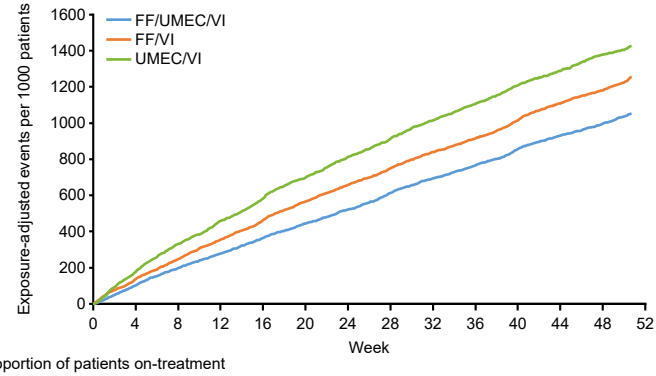

Proportion of patients on-treatment

FF/UMEC/VI	1.00	0.93	0.88	0.85	0.82
FF/VI	1.00	0.88	0.82	0.78	0.75
UMEC/VI	1.00	0.86	0.78	0.74	0.71

E.

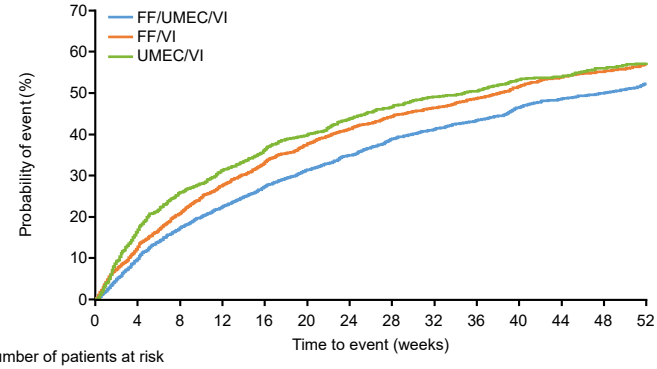

Number of patients at risk

FF/UMEC/VI	2971	2215	1795	1523	962
FF/VI	2908	1928	1503	1276	814
UMEC/VI	1481	948	744	634	414

C.

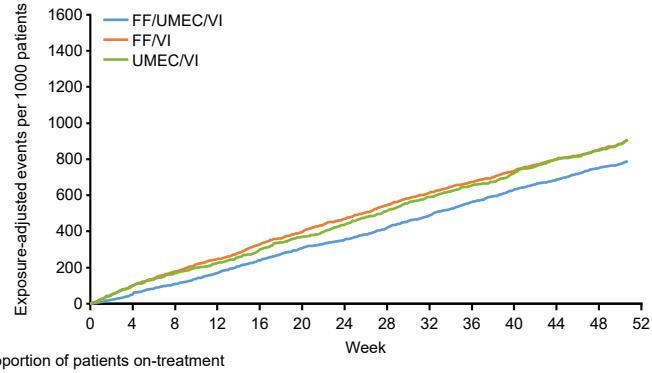

Proportion of patients on-treatment

FF/UMEC/VI	1.00	0.95	0.92	0.89	0.85
FF/VI	1.00	0.91	0.85	0.81	0.79
UMEC/VI	1.00	0.92	0.88	0.84	0.81

F.

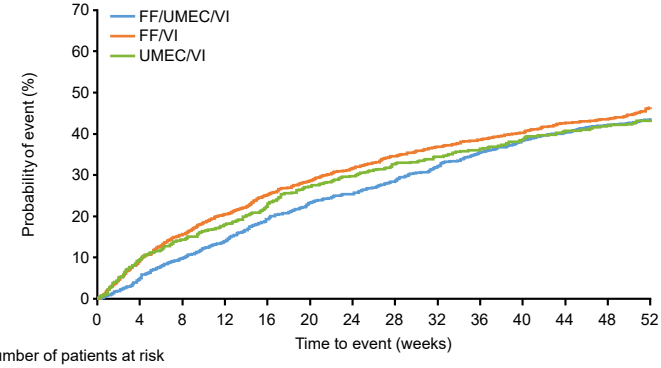

Number of patients at risk

FF/UMEC/VI	1180	971	819	693	457
FF/VI	1226	910	747	644	414
UMEC/VI	589	458	379	337	228