

Capillary-gravity waves on a dielectric fluid of finite depth under normal electric field

Tao Gao^a, Alex Doak^b, Jean-Marc Vanden-Broeck^b, Zhan Wang^{c,d,*}

^a*Department of Mathematical Sciences, University of Bath, BA2 7AZ, UK*

^b*Department of Mathematics, University College London, WC1E 6BT, UK*

^c*Institute of Mechanics, Chinese Academy of Sciences, Beijing 100190, China*

^d*School of Engineering Sciences, University of Chinese Academy of Sciences, Beijing 100049, China*

Abstract

In this work we consider two-dimensional capillary-gravity waves propagating under the influence of a vertical electric field on a dielectric of finite depth bounded above by a perfectly conducting and hydrodynamically passive fluid. Both linear and weakly nonlinear theories are developed, and long-wave model equations are derived based on the analyticity of the Dirichlet-Neumann operator. Fully nonlinear computations are carried out by using a time-dependent conformal mapping method. Solitary waves are found, and their stability characteristics subject to longitudinal perturbations are studied numerically. The shedding of stable solitary waves is achieved by moving a Gaussian pressure on the free surface with the speed close to a phase speed minimum and removing the pressure after a period of time. The novel result shows that a depression bright solitary wave and an elevation generalised solitary wave co-exist in the solitary-wave excitation.

Keywords: surface wave, solitary wave, electrohydrodynamics, capillary wave

1. Introduction

Electrohydrodynamics (EHD), which is concerned with the coupling between electric fields and fluid flows, enjoys a wide range of applications in chemistry

*Corresponding author

Email address: zwang@imech.ac.cn (Zhan Wang)

and engineering, such as coating processes in [1], and cooling systems in a con-
5 ducting pump in [2]. In practice, an EHD problem usually involves a free surface
or an interface between two liquids. Therefore, a good understanding of wave
motions under electric fields benefits the engineering community. Research on
EHD interfacial waves was first conducted by Taylor & McEwan in [3]. Their
theoretical and experimental results showed that normal electric fields can lead
10 to a destabilization of the interface between a conducting fluid and a dielectric.
A few years later, Melcher & Schwarz performed a linear stability analysis of
the problem under tangential electric fields, which were shown to be capable of
regularizing short waves in [4]. These two early works described the effect of
electric fields on the linear stability of interfacial waves. The study was then ex-
15 tended to many other EHD problems. For example, two works by [5, 6] showed
the control and suppression of the Rayleigh-Taylor instability using horizontal
electric fields. Nonlinear EHD Kelvin-Helmholtz instability was investigated in
[7, 8]. Large amplitude travelling waves in electrified fluid sheets were computed
using the full Euler equations in [9]. The touch-down singularity was observed in
20 a thin film in [10], where the lowest point of the fluid interface reaches the solid
bottom. The theoretical studies in the aforementioned references employed the
method of multiple scales, whereas the numerical results were obtained either
by a boundary integral method or direct numerical simulations.

In the absence of electric fields, the problem reduces to the study of classic
25 capillary-gravity waves. It is well acknowledged that a Korteweg-de Vries (KdV)
equation can be derived for two-dimensional long capillary-gravity waves. The
equation admits elevation solitons for $\tau > 1/3$, and depression solitons for $\tau <$
 $1/3$, where τ is the Bond number defined by

$$\tau = \frac{\sigma}{\rho g h^2}, \quad (1)$$

with σ being the coefficient of surface tension, g the acceleration due to gravity,
30 ρ the fluid density and h the thickness of the fluid layer. However, when solving
the full Euler equations, depression and elevation solitary waves were found by
[11, 12] for $\tau < 1/3$. The elevation waves from the former paper are characterised

by a train of non-decaying oscillations in the far field. These waves are the so-called generalized solitary waves, and it was later shown in [13] that the oscillatory tails never vanish. In this work, we examine whether the effect of electric fields can remove the far-field ripples of the generalized solitary waves.

The problem of two-dimensional free-surface capillary-gravity waves propagating on a perfectly conducting fluid under the effect of vertical electric fields has been investigated intensively by many authors. In the papers of [14, 15, 16] the KdV, modified KdV and KdV-Benjamin-Ono equations were derived respectively. These models were obtained in the long-wave approximation, where the depth of fluid layer is assumed to be much smaller than the typical wavelength. A comprehensive summary of the model equations can be found in [17]. Fully nonlinear travelling-wave solutions were found in [18], based on a boundary integral method. It is noted that there are no studies on time-dependent solutions of the full Euler equations. However, when the fluid is assumed to be a dielectric, and the gas layer a perfect conductor, a time-dependent conformal mapping technique, first pioneered by [21], was employed in [19] to compute the dynamics of solitary waves in deep water. In this work, we generalize the results of [19] to the case of a finite-depth fluid layer and examine the destabilizing effect of the normal electric field. Both weakly nonlinear models and fully nonlinear computations are considered.

The rest of the paper is structured as follows. The problem is formulated mathematically in section 2. The linear theory and weakly nonlinear models are derived respectively in section 3 and 4. The numerical scheme based on the time-dependent conformal mapping is described in section 5. The fully nonlinear results are presented and discussed in section 6. Finally, a conclusion is given in section 7.

2. Formulation

We consider the two-dimensional irrotational flow of an inviscid incompressible fluid of finite depth that is bounded above by a hydrodynamically passive

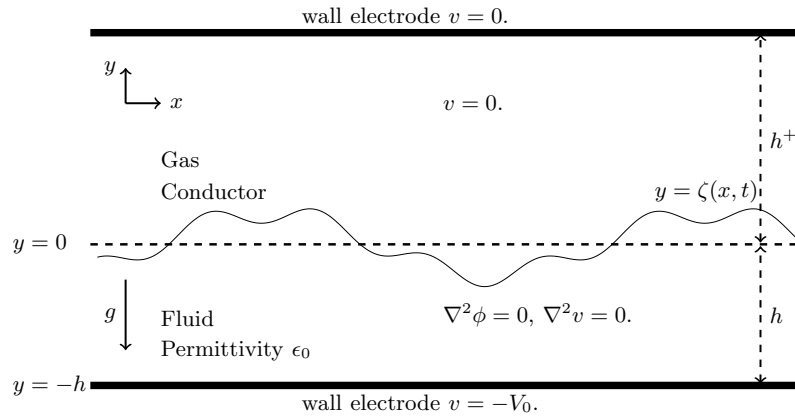


Figure 1: Configuration of the problem. The gravity acts in the negative y -direction. We denote the equation of the unknown free surface by $y = \zeta(x, t)$.

region. The fluid is assumed to be a perfect dielectric with permittivity ϵ_0 . The passive region above the fluid is assumed to be perfectly conducting. This Dielectric (fluid) – Conductor (gas) system is actually a one-layer problem which can be formulated by using Cartesian coordinates with the y -axis directed vertically upwards, and $y = 0$ at the undisturbed level. The formulation is shown in figure 1. The gravity g and the surface tension σ are both included in the formulation. The deformation of the free surface is denoted by $y = \zeta(x, t)$. A vertical electric field with voltage potential v is applied. We assume that $v = -V_0$ at the bottom, where V_0 is a constant. Since the fluid motion can be described by a velocity potential function $\phi(x, y, t)$, the governing equations can

then be written as

$$\nabla^2\phi = 0, \quad \text{for } y < \zeta(x, t), \quad (2)$$

$$\nabla^2v = 0, \quad \text{for } y < \zeta(x, t), \quad (3)$$

$$\zeta_t = \phi_y - \phi_x\zeta_x, \quad \text{on } y = \zeta(x, t), \quad (4)$$

$$v = 0, \quad \text{on } y \geq \zeta(x, t), \quad (5)$$

$$v = -V_0, \quad \text{on } y = -h, \quad (6)$$

$$\phi_y = 0, \quad \text{on } y = -h. \quad (7)$$

Furthermore, it is shown in [19] that the Bernoulli equation satisfied on the free-surface gives

$$\begin{aligned} \phi_t + \frac{1}{2}|\nabla\phi|^2 + gy - \frac{\epsilon_0}{\rho(1+\zeta_x^2)} \left[\frac{1}{2}(1-\zeta_x^2)(v_x^2 - v_y^2) + 2\zeta_x v_x v_y \right] \\ - \frac{\sigma}{\rho} \frac{\zeta_{xx}}{(1+\zeta_x^2)^{3/2}} = 0, \quad \text{on } y = \zeta(x, t), \end{aligned} \quad (8)$$

60 where the subscripts denote partial derivatives. The last three terms of (8) are
 respectively the force due to gravity, the Maxwell stresses resulting from the
 electric field, and the force due to surface tension. Equations (4) and (7) are
 the kinematic boundary condition on the free surface and the no-penetration
 condition at the bottom. The condition (5) expresses the fact that the region
 65 above the fluid is a perfect conductor, and in turn implies

$$v_x + v_y\zeta_x = 0, \quad \text{on } y = \zeta(x, t). \quad (9)$$

Condition (9) allows us to manipulate the electric field term in the dynamic
 boundary condition (8), resulting in

$$\phi_t + \frac{1}{2}|\nabla\phi|^2 + g\zeta + \frac{\epsilon_0}{2\rho}|\nabla v|^2 - \frac{\sigma}{\rho} \frac{\zeta_{xx}}{(1+\zeta_x^2)^{3/2}} = 0 \quad \text{on } y = \zeta(x, t). \quad (10)$$

We choose h , $\sqrt{h/g}$ and V_0 as the reference length, time and voltage potential
 respectively. In this scaling, the bottom boundary is given by $y = -1$. The
 governing equations (2) and (3) remain the same, while the dynamic boundary
 condition (10) becomes

$$\phi_t + \frac{1}{2}|\nabla\phi|^2 + \zeta + \frac{E_b}{2}|\nabla v|^2 - \tau \frac{\zeta_{xx}}{(1+\zeta_x^2)^{3/2}} = 0 \quad \text{on } y = \zeta(x, t), \quad (11)$$

70 where τ is the Bond number (see (1)) and E_b is the electric Bond number defined by

$$E_b = \frac{\epsilon_0 V_0^2}{\rho g h^3}. \quad (12)$$

The boundary conditions on the voltage potential are now scaled to be

$$v = 0, \quad \text{on } y = \zeta(x, t), \quad (13)$$

$$v = -1, \quad \text{on } y = -1. \quad (14)$$

The kinematic conditions (4), (7) and (9) remain unchanged.

3. Linear theory

We linearize the system by writing

$$\zeta(x, t) = A e^{i(kx - \omega t)}, \quad (15)$$

$$\phi(x, y, t) = B e^{i(kx - \omega t)} \cosh k(y + 1), \quad (16)$$

$$v(x, y, t) = y + C e^{i(kx - \omega t)} \sinh k(y + 1), \quad (17)$$

75 where A , B and C are small constants. By applying condition (9), we have

$$v = y - \frac{\zeta \sinh k(y + 1)}{\sinh k(\zeta + 1)}. \quad (18)$$

By differentiating (11) with respect to t , making use of (4) and dropping all the nonlinear terms, we obtain the linear dispersion relation

$$c_p^2 = \left(\frac{1}{k} + \tau k \right) \tanh k - E_b, \quad (19)$$

where $c_p = \omega/k$ is the phase speed. Short waves ($k \gg 1$) are always linearly stable for a fixed E_b . However, for long waves ($k \rightarrow 0$), we obtain $c_p^2 \sim 1 - E_b$,
80 which indicates that long waves are linearly unstable for $E_b > 1$. It is well known that there exists a minimum of the phase speed when $\tau < 1/3$. In the following discussion, and throughout the paper, we choose $\tau = 1/4$ in most of our numerical computations. This choice of τ is made such that there exists a

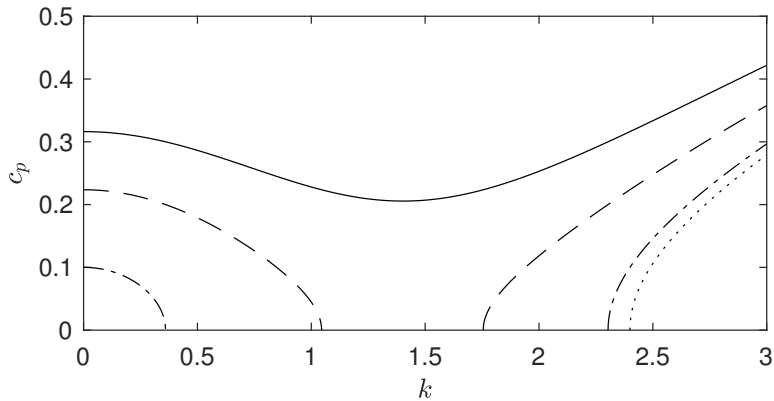


Figure 2: Graph of the linear dispersion relation for $E_b = 0.9$ (solid), 0.95 (dashed), 0.99 (dashed-dotted) and 1 (dotted) when $\tau = 1/4$ and the critical value $E_b^* = 0.9423$.

minimum in the dispersion relation, allowing the existence of depression solitary
 85 waves and elevation generalized solitary waves, as discussed in section 1.

When $E_b < E_b^* \simeq 0.9423$, the right-hand side of (19) is positive for every k ,
 and there exists a minimum at $k = k^* = 1.4026$, where the depression solitary
 waves bifurcate [22]. However, if E_b becomes larger than E_b^* , the electric field
 starts to destabilize the waves with wavenumber close to k^* . When E_b is further
 90 increased to be greater than 1, the long waves ($k \rightarrow 0$) are all destabilized, i.e.
 the KdV is no longer a valid model, and only short waves survive. An illustrating
 graph of c_p against k for different E_b is shown in figure 2.

4. Weakly nonlinear regime

In this section, we study the weakly nonlinear regime under the long wave
 95 assumption. We derive the KdV equation by using the Dirichlet-Neumann oper-
 ators for this problem, and discuss how the weakly nonlinear regime relates
 to the fully nonlinear computations which will be presented in Section 5 and 6.

4.1. Dirichlet-Neumann operators

The Dirichlet-Neumann operator (DNO) can be defined for the fluid velocity

100 potential as follows

$$G(\zeta)\Phi = -\zeta_x\phi_x + \phi_y = \sqrt{1 + \zeta_x^2} \frac{\partial\phi}{\partial\mathbf{n}}, \quad (20)$$

where $\Phi(x, t) \triangleq \phi(x, \zeta, t)$ is a surface variable, and \mathbf{n} is the unit normal vector pointing out of the surface. A modified voltage potential can be defined by $w = v - y$ and the kinematic condition (9) becomes

$$w_x + \zeta_x w_y = -\zeta_x. \quad (21)$$

On $y = \zeta$, we define $\mathcal{W}(x, t) \triangleq w(x, \zeta, t) = -\zeta(x, t)$. A DNO for \mathcal{W} can be
105 written as

$$G^-(\zeta)(-\zeta) = G^-(\zeta)\mathcal{W} = -\zeta_x w_x + w_y = \sqrt{1 + \zeta_x^2} \frac{\partial w}{\partial\mathbf{n}}. \quad (22)$$

Following [20], the kinematic and the dynamic boundary condition can be rewritten in terms of the surface variables Φ and ζ by using the DNOs as follows

$$\zeta_t = G(\zeta)\Phi, \quad (23)$$

$$\Phi_t = -\zeta + \tau \frac{\zeta_{xx}}{\sqrt{1 + \zeta_x^2}} + M_f + M_e, \quad (24)$$

where

$$M_f = \frac{(G(\zeta)\Phi)^2 + 2(G(\zeta)\Phi)(\zeta_x\Phi_x) - \Phi_x^2}{2(1 + \zeta_x^2)}, \quad (25)$$

and

$$M_e = -\frac{E_b}{2} \frac{(G^-(\zeta)\zeta)^2 - 2G^-(\zeta)\zeta - \zeta_x^2}{1 + \zeta_x^2}. \quad (26)$$

110 It was shown by [23] that the DNOs are analytic provided the L^∞ -norm and Lipschitz-norm of the displacement ζ are smaller than a certain constant. They can be expanded in the Taylor series

$$G(\zeta) = \sum_{n=0}^{\infty} G_n(\zeta), \quad (27)$$

$$G^-(\zeta) = \sum_{n=0}^{\infty} G_n^-(\zeta), \quad (28)$$

where G_n and G_n^- are homogeneous of order n in ζ . Applying G to the ground state solution $e^{ikx} \cosh k(y+1)$ of the fluid velocity potential and G^- to $e^{ikx} \sinh k(y+1)$ of the voltage potential, the first two terms of the series can be obtained after performing similar calculations as to those in [17, 20]

$$G_0 = \mathcal{D} \tanh(\mathcal{D}), \quad (29)$$

$$G_0^- = \mathcal{D} \coth(\mathcal{D}), \quad (30)$$

$$G_1(\zeta) = \mathcal{D}\zeta\mathcal{D} - G_0\zeta G_0, \quad (31)$$

$$G_1^-(\zeta) = \mathcal{D}\zeta\mathcal{D} - G_0^-\zeta G_0^-, \quad (32)$$

where $\mathcal{D} = -i\partial_x$. By ignoring the terms of $o(\zeta^2)$, the governing system is reduced to

$$\zeta_t = G_0\Phi + G_1(\zeta)\Phi, \quad (33)$$

$$\begin{aligned} \Phi_t = -\zeta + \tau \frac{\zeta_{xx}}{\sqrt{1 + \zeta_x^2}} + \frac{1}{2} [(G_0\Phi)^2 - \Phi_x^2] \\ - \frac{E_b}{2} [(G_0^-\zeta)^2 - 2G_0^-\zeta - 2G_1^-(\zeta)\zeta - \zeta_x^2]. \end{aligned} \quad (34)$$

4.2. Long-wave models

In this subsection, we derive the model equation under the long wave limit, i.e. assuming that the typical wavelength is much greater than the depth of the fluid layer. The displacement ζ and the velocity potential function are assumed to be small. Their size is measured by a small parameter ϵ . We consider the following scaling:

$$\begin{aligned} \zeta = O(\epsilon^2), \quad \Phi = O(\epsilon), \quad \partial_x = O(\epsilon), \\ \partial_t = O(\epsilon), \quad \tau = O(1), \quad E_b = O(1). \end{aligned}$$

Equations (29) and (30) can be expanded as polynomials in \mathcal{D}

$$G_0 = \mathcal{D}^2 - \frac{1}{3}\mathcal{D}^4 + \frac{2}{15}\mathcal{D}^6 + O(\epsilon^8), \quad (35)$$

$$G_1 = \mathcal{D}\zeta\mathcal{D} - \mathcal{D}^2\zeta\mathcal{D}^2 + O(\epsilon^8), \quad (36)$$

$$G_0^- = I_d + \frac{1}{3}\mathcal{D}^2 - \frac{1}{45}\mathcal{D}^4 + O(\epsilon^6), \quad (37)$$

$$G_1^- = -\zeta + \mathcal{D}\zeta\mathcal{D} - \frac{1}{3}\mathcal{D}^2\zeta - \frac{1}{3}\zeta\mathcal{D}^2 + \zeta^2 + O(\epsilon^6). \quad (38)$$

The governing system reads

$$\zeta_t = -\Phi_{xx} - \frac{1}{3}\Phi_{xxxx} - \zeta\Phi_{xx} - \zeta_x\Phi_x, \quad (39)$$

$$\Phi_t = -\frac{1}{2}\Phi_x^2 - (1 - E_b)\zeta + \left(\tau - \frac{E_b}{3}\right)\zeta_{xx} - \frac{3E_b}{2}\zeta^2, \quad (40)$$

which is a Boussinesq-type system in ζ and Φ . A one-dimensional Benney-Luke type equation can be obtained by differentiating (40) with respect to t and combining this with (39) to find

$$\Phi_{tt} - c_0^2\Phi_{xx} + \left(\tau - \frac{1}{3}\right)\Phi_{xxxx} + (\Phi_x^2)_t + \left(1 + \frac{3E_b}{c_0^2}\right)\Phi_t\Phi_{xx} = 0, \quad (41)$$

130 where $c_0^2\zeta = -\Phi_t + O(\epsilon^4)$ has been used. Here, $c_0 = \sqrt{1 - E_b}$ is the long wave speed which can be obtained by taking the limit $k \rightarrow 0$ in the linear dispersion relation (19). To get the uni-directional Korteweg de Vries equation (KdV), we introduce

$$X = \epsilon(x - c_0t), \quad T = \epsilon^3t. \quad (42)$$

Changing the variables from (x, t) to (X, T) in (41) and keeping only the terms
135 up to $O(\epsilon^5)$ yields

$$\Phi_{XT} - \frac{1}{2c_0}\left(\tau - \frac{1}{3}\right)\Phi_{XXXX} + \frac{3}{2}\left(1 + \frac{E_b}{c_0^2}\right)\Phi_X\Phi_{XX} = 0. \quad (43)$$

Transforming back to the original variables, the celebrated KdV is obtained

$$q_t + c_0q_x - \frac{1}{2c_0}\left(\tau - \frac{1}{3}\right)q_{xxx} + \frac{3}{2}\left(1 + \frac{E_b}{c_0^2}\right)qq_x = 0, \quad (44)$$

where $q = \Phi_x$. When $\tau = 1/3$, it is not difficult to obtain a fifth-order KdV equation as follows

$$q_t + c_0q_x + \frac{1}{90c_0}q_{xxxxx} + \frac{3}{2}\left(1 + \frac{E_b}{c_0^2}\right)qq_x = 0. \quad (45)$$

The derivation can be easily extended for three-dimensional waves, where a Kadomtsev-Petviashvili equation will be obtained. The readers are referred to
140 [17] for more details.

4.3. Connection to other EHD problems

Many other electrohydrodynamic problems of free-surfaces have been investigated in the last decade. In particular, the problem of Perfect Conductor (fluid)–Dielectric (gas) received much attention [10, 16, 17, 18, 24]. The associated linear dispersion relation under our scaling is

$$c_p^2 = \left(\frac{1}{k} + \tau k - E_b \coth Rk \right) \tanh k, \quad (46)$$

where $R = h^+/h$ is the ratio of the depths of the two layers. The corresponding KdV equation for $R \gg 1$ is

$$q_t + q_x - \frac{E_b}{2} Q q_x + \frac{1}{2} \left(\frac{1}{3} - \tau \right) q_{xxx} + \frac{3}{2} q q_x = 0, \quad (47)$$

where Q is a pseudo-differential operator, defined by

$$Q = \sqrt{-\partial_{xx}} \coth(R\sqrt{-\partial_{xx}}). \quad (48)$$

We note that Q reduces to $\mathcal{H}\partial_x$ when $R \rightarrow \infty$, i.e. the upper region is infinitely deep, with \mathcal{H} being the Hilbert transform defined by

$$\mathcal{H}[f](\xi) = \frac{1}{\pi} \int \frac{f(\xi')}{\xi' - \xi} d\xi'. \quad (49)$$

Then (47) reduces to a KdV-Benjamin-Ono equation [16]

$$q_t + q_x - \frac{E_b}{2} \mathcal{H}[q_{xx}] + \frac{1}{2} \left(\frac{1}{3} - \tau \right) q_{xxx} + \frac{3}{2} q q_x = 0. \quad (50)$$

We note that (50) can be generalized to a Benjamin-Ono Kadomtsev-Petviashvili equation in three-dimensional problems (see [17, 25]).

It is of interest to note that, in the particular case $R = 1$, i.e. the upper and the lower region are of the same size, the linear dispersion relation (46) is exactly the same as (19) for the case of Dielectric–Perfect Conductor. Under the long-wave limit, Q can be expanded as a Taylor series in D as shown in section 4.2. Equation (47) reduces to

$$q_t + c_0 q_x - \frac{1}{2c_0} \left(\tau - \frac{1}{3} \right) q_{xxx} + \frac{3}{2} \left(1 - \frac{E_b}{c_0^2} \right) q q_x = 0. \quad (51)$$

The linear terms match with those from (44), as expected.

160 **5. Numerical scheme**

To solve the fully nonlinear equations numerically, we employ the time-dependent conformal mapping technique. It is a method pioneered by [21], which maps the free surface onto the horizontal axis in a new complex plane denoted by (ξ, η) . The fluid domain is transformed onto a strip with depth D . The harmonic conjugate of $x(\xi, \eta)$ can be obtained via the Cauchy-Riemann equations for the analytic function $z(\xi, \eta) = x(\xi, \eta) + iy(\xi, \eta)$. Similarly, we can derive the harmonic conjugates of $\phi(\xi, \eta)$ and $v(\xi, \eta)$, denoted by $\psi(\xi, \eta)$ and $\nu(\xi, \eta)$ respectively. In the transformed plane, we write the surface variables as $X(\xi, t) \equiv x(\xi, 0, t)$, $Y(\xi, t) \equiv y(\xi, 0, t)$, $\Phi(\xi, t) \equiv \phi(\xi, 0, t)$, $\Psi(\xi, t) \equiv \psi(\xi, 0, t)$, $V(\xi, t) \equiv v(\xi, 0, t)$ and $N(\xi, t) \equiv \nu(\xi, 0, t)$. The map can be formally defined as the solution of the following boundary value problem

$$y_{\xi\xi} + y_{\eta\eta} = 0, \quad \psi_{\xi\xi} + \psi_{\eta\eta} = 0, \quad \text{for } -D < \eta < 0, \quad (52)$$

$$y = Y(\xi, t), \quad \psi = \Psi(\xi, t), \quad \text{on } \eta = 0, \quad (53)$$

$$y = -1, \quad \psi = Q, \quad \text{on } \eta = -D, \quad (54)$$

where $Y(\xi, t) = \zeta(\xi, 0, t)$. Q is an arbitrary constant, and we choose $Q = \langle \Psi \rangle$, where $\langle \cdot \rangle$ is the mean value defined as

$$\langle f \rangle = \frac{1}{L} \int_{-L/2}^{L/2} f(\xi) d\xi, \quad (55)$$

where $[-\frac{L}{2}, \frac{L}{2}]$ is the computational domain, and L is usually chosen to be the wavelength. It can be shown that

$$D = 1 + \langle Y \rangle, \quad (56)$$

$$X_\xi = 1 - \mathcal{T}[Y_\xi], \quad (57)$$

$$\Psi_\xi = \mathcal{T}[\Phi_\xi], \quad (58)$$

$$N_\xi = -\frac{1}{D} + \mathcal{T}[V_\xi], \quad (59)$$

where $\mathcal{T}[\cdot]$ is defined by

$$\mathcal{T}[f](\xi) = \frac{1}{2D} \text{PV} \int f(\xi') \coth\left(\frac{\pi}{2D}(\xi' - \xi)\right) d\xi'. \quad (60)$$

Here ‘PV’ denotes the Cauchy principal value of the integral. We note that $V_\xi = 0$ as v is identically zero everywhere on the free surface. Next, we follow [26] to derive the time-evolution equations, which finally read

$$Y_t = Y_\xi \mathcal{T} \left[\frac{\Psi_\xi}{J} \right] - X_\xi \frac{\Psi_\xi}{J}, \quad (61)$$

$$\Phi_t = \frac{1}{2J} (\Psi_\xi^2 - \Phi_\xi^2) - Y - \frac{E_b}{2D^2J} + \tau \frac{X_\xi Y_{\xi\xi} - Y_\xi X_{\xi\xi}}{J^{3/2}} + \Phi_\xi \mathcal{T} \left[\frac{\Psi_\xi}{J} \right], \quad (62)$$

where $J = X_\xi^2 + Y_\xi^2$ is the Jacobian of the conformal map.

For travelling waves, all functions depend on $x - ct$, where c is an unknown constant. After similar calculations as those presented in [27], we have

$$\Psi = cY. \quad (63)$$

Then the resulting governing equation becomes

$$\frac{1}{2} \left(c^2 + \frac{E_b}{D^2} \right) \left(\frac{1}{J} - 1 \right) + Y - \tau \frac{X_\xi Y_{\xi\xi} - Y_\xi X_{\xi\xi}}{J^{3/2}} = 0. \quad (64)$$

In the present paper, solitary waves are approximated by long periodic waves. It follows that D is needed to be updated over time in unsteady simulations to ensure that the wavelength in the conformal space is the same as that in the physical space. The surface elevation can be expressed as a Fourier series

$$Y(\xi) = \sum_{n=1}^N a_n \cos \left(\frac{2n\pi\xi}{L} \right) + b_n \sin \left(\frac{2n\pi\xi}{L} \right), \quad (65)$$

where the coefficients a_n , b_n are unknowns. By imposing symmetry at $X = 0$, all the sin terms vanish, i.e. b_n are zero for arbitrary n . The \mathcal{T} -transform is computed numerically by Fourier multipliers as follows

$$\mathcal{T}[g] = \mathcal{F}^{-1} \left[i \coth(kD) \mathcal{F}[g] \right], \quad (66)$$

where \mathcal{F} is the Fourier transform. In most computations, we use 2048 Fourier modes and $L = 100$ to achieve a high computing accuracy. This numerical scheme has been successfully used in the context of gravity waves [28] and flexural-gravity waves [29] on water of finite depth.

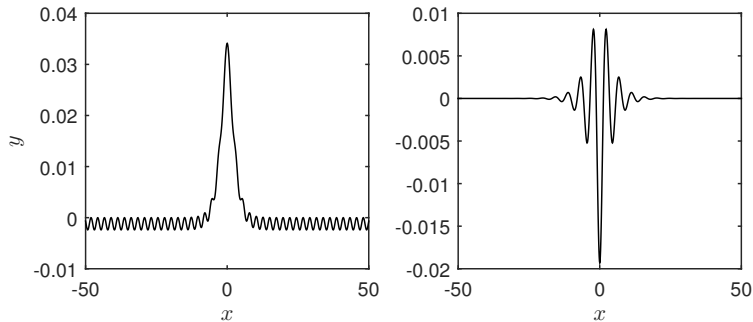


Figure 3: Solitary wave profiles for $\tau = 1/4$ in the absence of electric fields.

6. Numerical results

6.1. Travelling waves

170 The fully nonlinear problem is solved by using the numerical scheme introduced in section 5. We start by computing solitary waves for $\tau = 1/4$ in the absence of electric fields, i.e. capillary-gravity waves. We manage to reproduce the results of [11] for depression solitary waves and elevation generalized solitary waves. Two typical wave profiles are depicted in figure 3. Next, we include a
 175 normal electric field with strength measured by E_b . To examine the long wave model obtained in section 4.2, we compute depression solitary waves with speed close to c_0 for $E_b = 0.5$ and $\tau = 1/3$ by using the full Euler and the fifth-order KdV equation. The results matched quite well as shown in figure 4.

Next, we restrict our attention to the solitary waves for $\tau = 1/4$ in the
 180 presence of a normal electric field, and study numerically the bifurcations as well as their dynamics. The complete amplitude-speed diagram for solitary waves is presented in figure 5 for $E_b = 0.5$, and some corresponding profiles are shown in figure 6. The branch of depression waves starts at the minimum of the dispersion curve ($c = c_{\min}$), and decreases monotonically to $c = 0$. When there
 185 is no electric field, [11] showed that the static (i.e. no flow) solitary capillary-gravity wave obtained was self-intersecting. It is found that the electric field has the effect of suppressing overhanging, as sketched in figure 6 *a*. When the

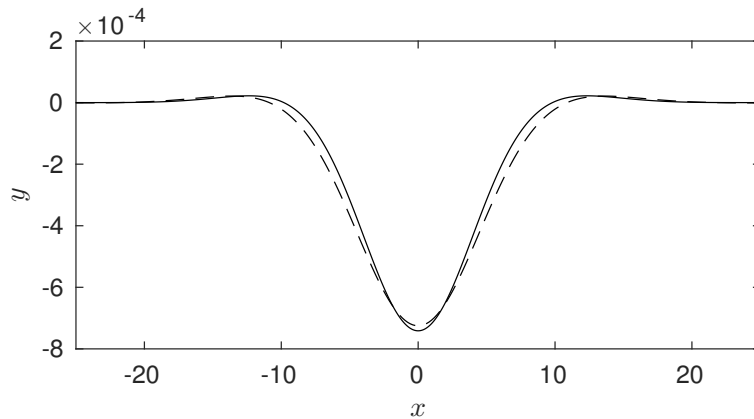


Figure 4: Comparison between the numerical solutions for a depression wave with $c = 0.7068$ for $\tau = 1/3$ and $E_b = 0.5$ by the full Euler equation (solid) and the fifth-order KdV equation (dashed).

strength of the electric field is increased, the amplitude of the static depression wave decreases and shrinks to zero at the critical value of E_b^* , as shown in figure 7. For $E_b > E_b^*$, the regime becomes linearly unstable and therefore no solitary waves exist for such values of E_b . The curve of depression waves from figure 5 emanates from zero amplitude at $c = c_{\min}$, which suggests that the associated nonlinear Schrödinger equation is focussing, and therefore wavepacket solitary waves bifurcate from infinitesimal periodic waves. The one-dimensional stability can be examined by imposing an initial longitudinal perturbation to the solitary wave. An example is presented in figure 8, where the wave is perturbed by -5% in amplitude at $t = 0$ and placed in a frame of reference moving with the initial phase speed. As time increases, the wave travels towards the left of the frame since the depression wave of smaller amplitude propagates faster, as can be seen from the amplitude-speed diagram 5. Such numerical tests were performed to all the solutions from the depression branch, and no one-dimensional instabilities were observed. For elevation waves, the so-called generalized solitary waves with non-decaying oscillatory ripples at the tail are found. These waves also bifurcate from infinitesimal periodic waves, but at a speed $c'_0 (> c_{\min})$. The

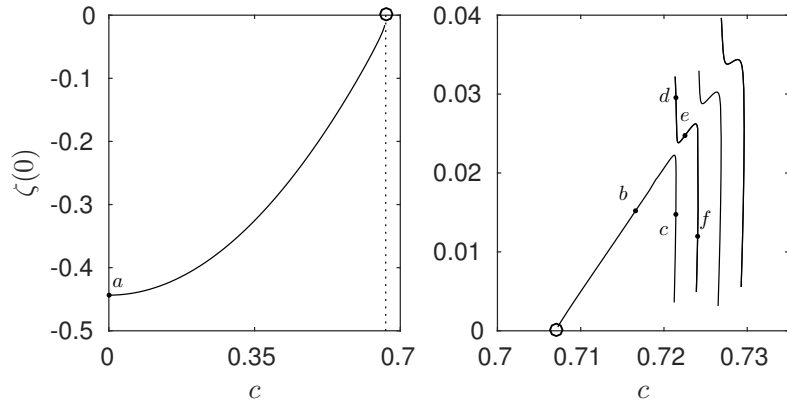


Figure 5: The solution branches of depression waves (left) and elevation generalized solitary waves (right) for $\tau = 1/4$ and $E_b = 0.5$ in the amplitude-speed diagram. The bifurcation points are marked as circles.

205 value of c'_0 depends on the value of L but if the periodicity is suspended, i.e. $L \rightarrow \infty$ and $k \rightarrow 0$, c'_0 tends to $c_0 = \sqrt{1 - E_b}$ which equals 0.7071 for $E_b = 0.5$. As the dispersion relation admits a minimum, these waves appear due to the resonance of the long wave mode $k = 0$ with periodic waves with wavenumber k^\dagger propagating at the long wave speed, i.e. $c_p(k^\dagger) = c_0$. Although solution b

210 looks like a KdV soliton, it still has a very small non-decaying tail. Due to the assumption of periodicity, there exists infinitely many generalized solitary-wave branches for a fixed computational domain. Jumping to the next branch on the right adds an additional far-field oscillation to the wave in a half wavelength (see e.g. figure 6 c & f). To carry out a more rigorous investigation on whether

215 true elevation solitary waves exist in the presence of a normal electric field, we follow [13, 30] to perform a numerical investigation by monitoring the curvature of the solution at the right end of the computational domain, denoted by κ_0 , for a fixed τ and various E_b . As can be seen clearly from figure 9, the solution branches are all u- or n-shaped and move away from zero as we increase E_b .

220 Therefore the value of κ_0 never goes to zero, i.e. generalised solitary waves do not approach KdV-like elevation soliton as a limit in the presence of electric

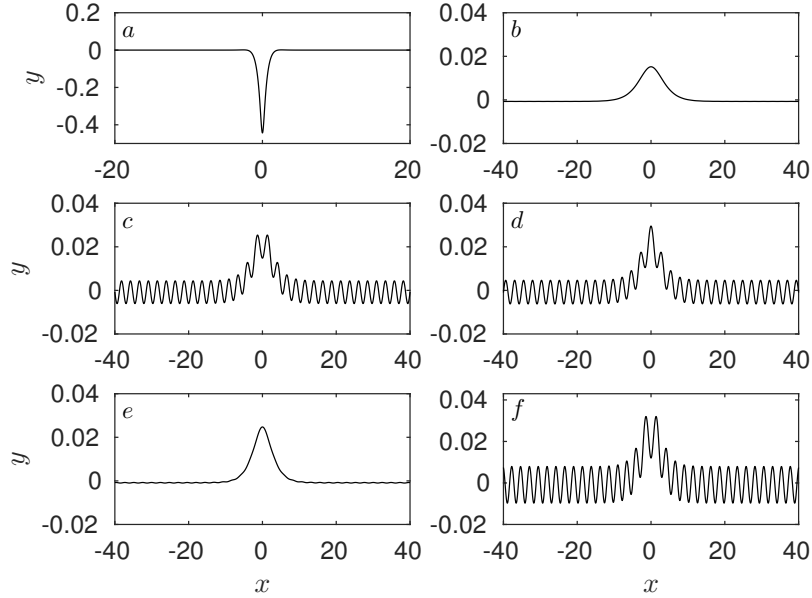


Figure 6: The wave profiles that correspond to the points indicated in figure 5.

fields. This is a complement to the work by [13] demonstrating a numerical
evidence that capillary-gravity elevation solitary waves do not exist on water
of finite depth either in the presence or absence of electric stress. The one-
dimensional stability can be studied in the same manner as the depression case,
provided the value of L is sufficiently large. An initial amplitude-decreasing
perturbation by 5% is imposed. True generalized solitary waves (which have
infinite energy) are expected to be unstable. However we have not observed
any one-dimensional instabilities from the numerical results for time t up to
4000 as shown in figure 10. This is a numerical issue that may be due to the
periodic assumption made in the numerical scheme which restricts the energy
to be finite.

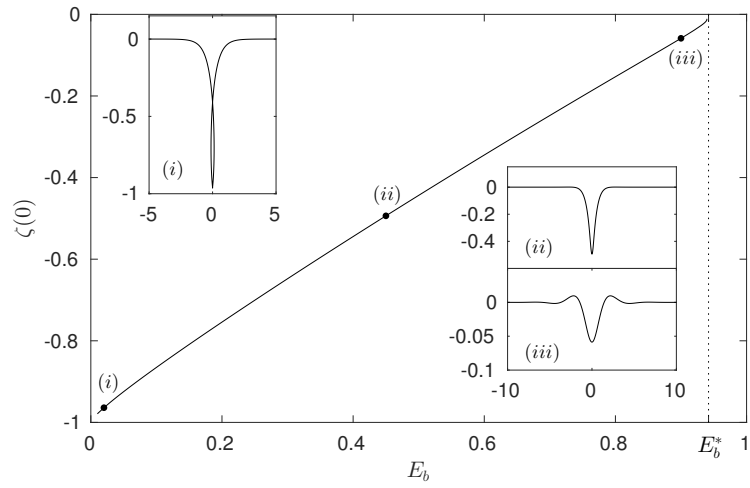


Figure 7: Graph of $\zeta(0)$ against E_b for depression solitary waves with zero propagating speed.

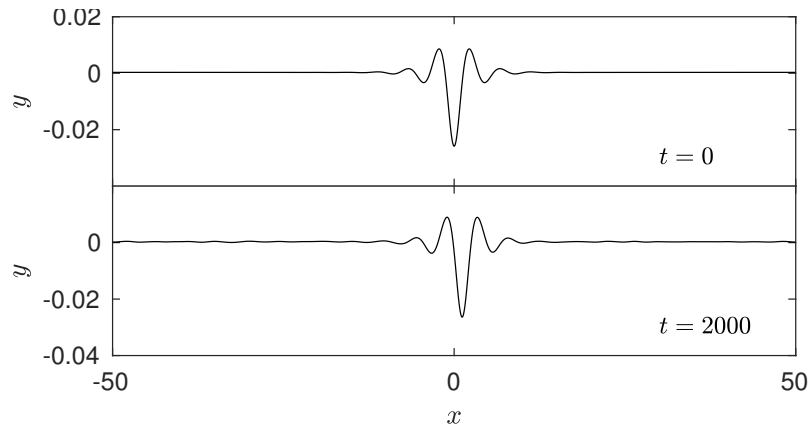


Figure 8: Dynamics of a stable depression wave with $c = 0.6566$, $\tau = 1/4$, $E_b = 0.5$. An amplitude-decreasing perturbation is initially applied. A reference frame moving with $c = 0.6566$ is chosen.

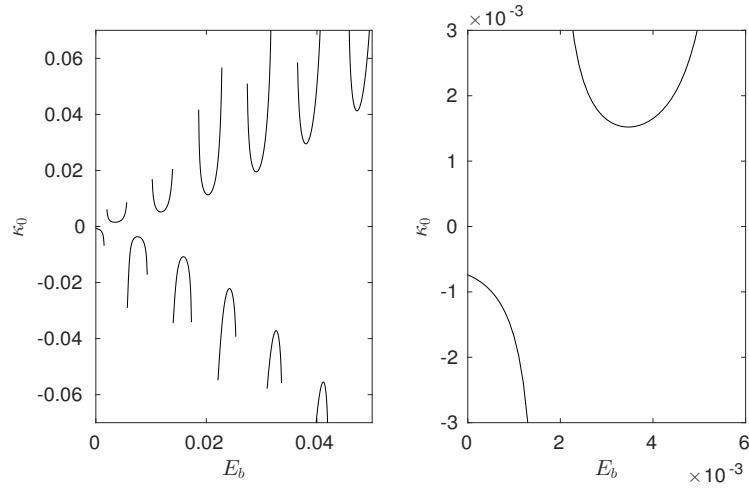


Figure 9: (Left) Value of κ_0 versus the electric field strength E_b when $\tau = 1/4$. (Right) A blow-up graph near $E_b = 0$.

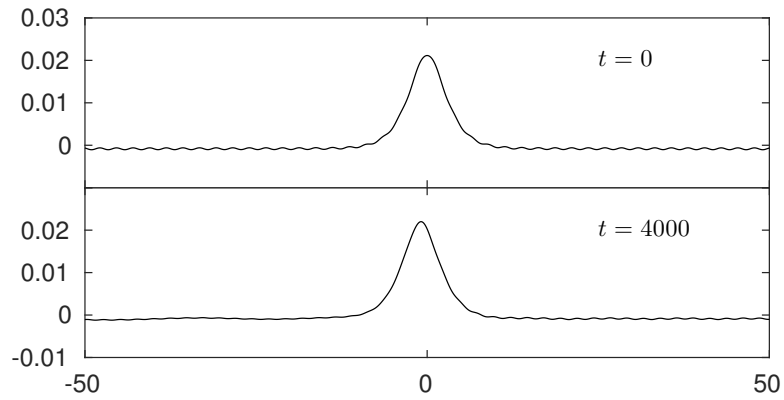


Figure 10: Dynamics of an elevation generalized solitary wave with $c = 0.7212$, $\tau = 1/4$, $E_b = 0.5$. An amplitude-decreasing perturbation is initially applied. A reference frame moving with $c = 0.7212$ is chosen. Only part of the domain is shown for a better display.

6.2. Touch-down singularity

In this subsection we examine numerically the linear instability which occurs
 235 when $E_b > E_b^*$ by using the method introduced in section 5. A touch-down
 singularity is expected, due to the finite depth of the fluid, and increase in
 amplitude of the interface. A stable capillary-gravity depression wave (see the
 top left graph of figure 11) is chosen as the initial state with the strength of E_b
 varying in time as follows

$$E_b = 0.1(j - 1), \quad \text{for } t \in [5(j - 1), 5j), \quad j = 1, 2, 3, \dots, 11, \quad (67)$$

240 where t is the time variable. A moving frame of reference is chosen such that the
 solitary wave is steady for $E_b = 0$. When the electric field is switched on and
 $E_b < E_b^*$, the solitary wave remains stable. From the left column of figure 11,
 it is observed that there is energy radiating in the form of small ripples because
 of the discrete jumps in E_b . There will be less radiation if the electric field is
 245 changed more gradually. Meanwhile, the speed of the solitary wave is slower,
 and the wave amplitude becomes larger as the electric field strength is increased,
 which agrees with the theory. When $E_b > E_b^*$ ($t \geq 50$), it can be seen from the
 graphs on the right of figure 11 that the wave amplitude increases very quickly,
 and ultimately approaches the bottom. At $t > 51.97$, a numerical instability is
 250 observed due to an infinite curvature where the surface collapses with the lower
 boundary. We call this phenomenon a touch-down singularity, where the wave is
 destabilized by the electric field. Such numerical experiment of destabilization
 can be applied to other waves such as periodic waves or generalized solitary
 waves. Similar touch-down singularities are expected.

255 6.3. Excitation

In section 6.1, the one-dimensional stabilities were examined. To excite the
 stable solitary waves, we perform a numerical experiment by adding an external
 moving Gaussian pressure distribution into the Bernoulli equation, which is
 defined as follows

$$\mathcal{P} = 0.03e^{-(x+200-Ut)^2}, \quad (68)$$

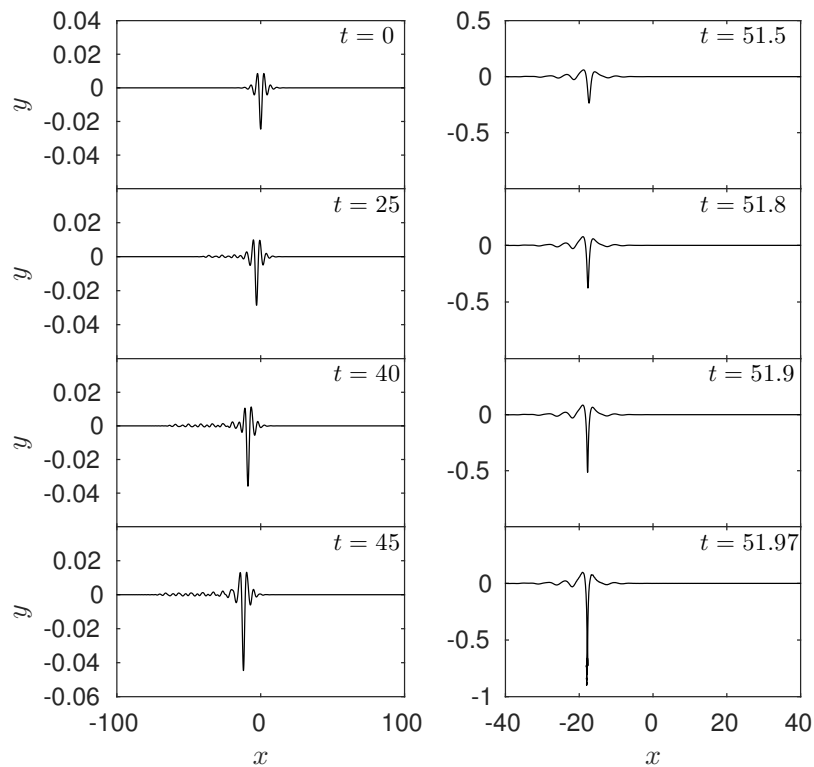


Figure 11: Dynamics of a depression wave with $c = 0.9660$, $\tau = 1/4$. The value of E_b is increased as a function of time. We only show part of the waves for better display.

260 with $E_b = 0.5$ fixed and $U = 0.64$, which is chosen to be close to the phase speed
 minimum. The pressure is initially switched on at $x = -200$ and later removed
 at $t = 20$. We let the numerical experiment continue for a long time (up to
 $t = 400$). A stable depression wave propagating with speed 0.5836 ($< c_{\min}$)
 is obtained. As the surface is depressed below the mean level locally by an
 265 external pressure, due to the conservation of mass in the computational domain,
 it must be elevated above the mean level somewhere. We have observed that
 such elevation propagates in the form of a generalised solitary wave travelling

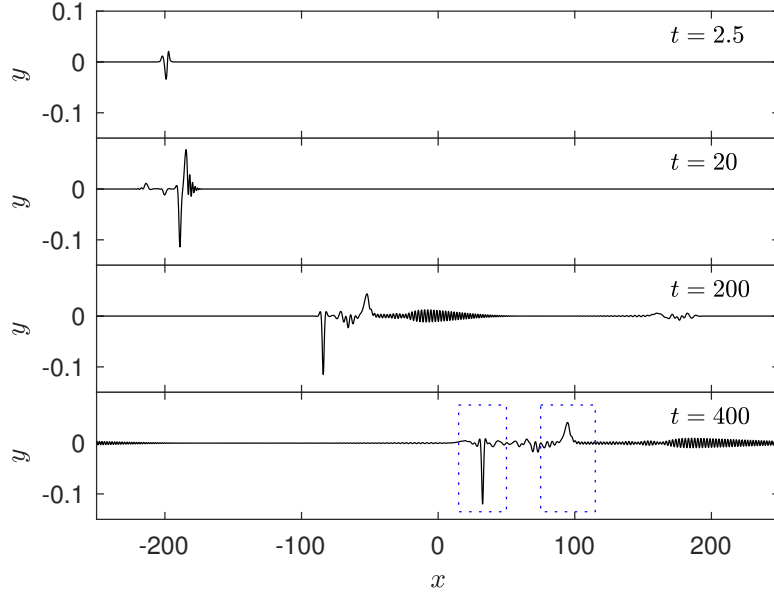


Figure 12: Snapshots of the excitation experiment with $E_b = 0.5$ at time $t = 2.5, 20, 200$ and 400 . A disturbance moving with speed 0.64 is switched on at $t = 0$ and off at $t = 20$. At the end of the experiment, a depression wave moving with speed 0.5836 and an elevation generalized solitary wave with speed 0.7347 are obtained.

with speed $0.7347 (> c_0)$ which is faster than the speed of the depression wave. Hence it appears in the front and gets away from the depression wave in time.

270 The propagating wave speeds are measured from the numerical experiment by computing the mean velocities over a time interval $t \in [200, 400]$. The two waves are highlighted in the bottom snapshot of figure 12. They are compared to the travelling solitary wave solutions computed in section 6.1, and a strong agreement can be seen, as shown in figure 13.

275 In the above numerical experiment, after the excitation of the solitary waves, one can decrease progressively E_b to 0 , such that the solitary waves are classic capillary-gravity waves. These waves can also be excited without the use of an electric field. We repeat the experiment, this time taking $E_b = 0$ with a

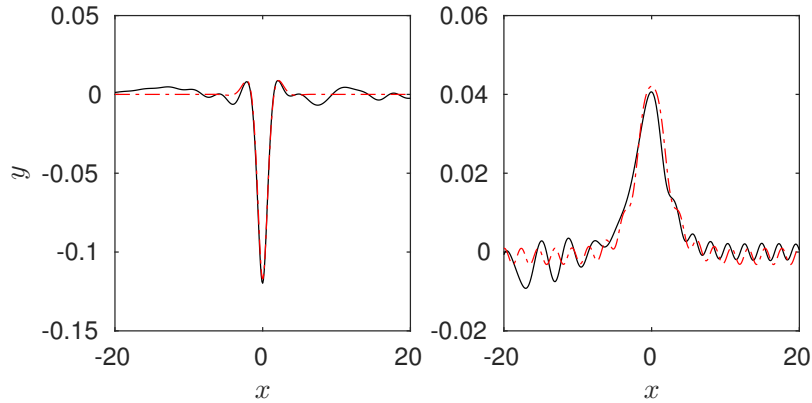


Figure 13: Comparison between the excited solitary waves (solid) and the travelling solutions (dashed-dotted). (Left) A depression wave with speed 0.5836. (Right) An elevation generalized solitary wave with speed 0.7347. We only show part of the waves for better display.

disturbance P defined by (68) with $U = 0.96$. The pressure is switched off at
 280 $t = 20$, and we see again the formation of a depression wave and an elevation
 generalized solitary wave (see figure 14). However, it can be observed from the
 two experiments of excitation for $E_b = 0$ and $E_b = 0.5$ that the speed difference
 between the solitary waves becomes greater in the presence of the electric field,
 which in turn makes the two waves further apart from each other in the same
 285 period of time. In fact, the generated depression wave travels with a speed less
 than and close to c_{\min} , while the excited generalised solitary wave travels with
 a speed faster than and close to c_0 . For a reasonable value of E_b , the difference
 $c_0 - c_{\min}$ becomes greater than the non-electric case, which indicates that the
 electric field is useful for separating the excited solitary waves in a short time.

290 7. Conclusion

In the current work, the problem of electrohydrodynamic capillary-gravity
 waves on a dielectric fluid under a normal electric field was investigated. Linear
 and weakly nonlinear theory were both presented. Long-wave model equations
 were derived by using the Dirichlet-Neumann operators. Fully nonlinear com-

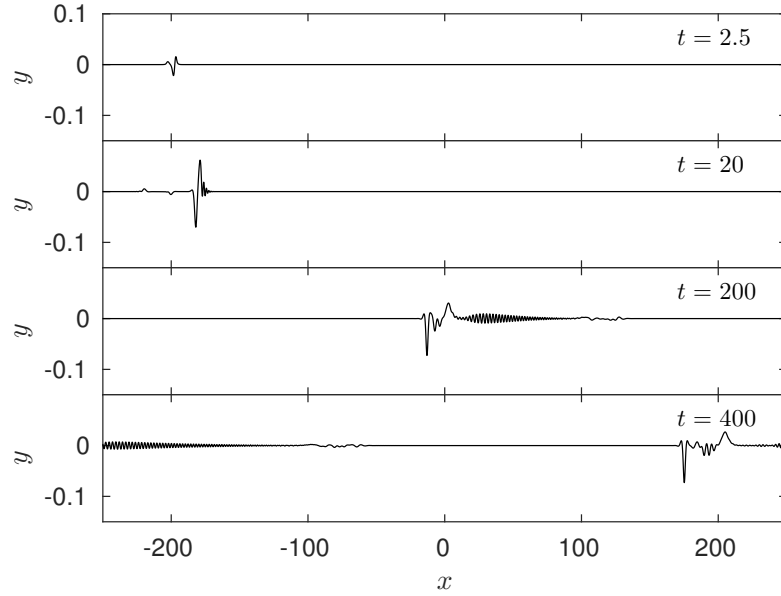


Figure 14: Snapshots of the excitation experiment with $E_b = 0$ at time $t = 2.5, 20, 200$ and 400 . A disturbance moving with speed 0.96 is switched on at $t = 0$ and off at $t = 20$. At the end of the experiment, a depression wave moving with speed 0.9385 and an elevation generalized solitary wave with speed 1.0391 are obtained.

295 computations were carried out for solitary waves and their dynamics. A numerical experiment of excitation was conducted to generate the solitary waves. The comparisons between the excited and steady solutions were drawn, and an excellent agreement was obtained.

Acknowledgement

300 The author T.G. would like to thank the EPSRC UK Fluids Network and Department of Mathematics, UCL for supporting a Short Research Visit which made this work possible. A.D. was supported by EPSRC under grant EP/M507970/1. J.-M.V.-B. was supported in part by EPSRC under grant EP/N018559/1. Z.W. was supported by the National Natural Science Foundation of China (No.11772341),

305 the Key Research Program of Frontier Sciences, CAS (No. QYZDBSSW-SYS015),
and the Strategic Priority Research Program of the Chinese Academy of Sci-
ences (No. XDB22040203). Z.W. would also like to acknowledge the support
from CAS Center for Excellence in Complex System Mechanics.

References

- 310 [1] E. M. Griffing, S. G. Bankoff, M. J. Miksis, R. A. Schluter, Electrohydrody-
namics of thin flowing films, *Journal of Fluids Engineering* 128 (2) (2006)
276–283.
- [2] S. F. Kistler, P. M. Schweizer, *Liquid film coating - scientific principles and
their technological implications*, Chapman and Hall, 1997.
- 315 [3] G. Taylor, A. McEwan, The stability of a horizontal fluid interface in a
vertical electric field, *Journal of Fluid Mechanics* 22 (1) (1965) 1–15.
- [4] J. R. Melcher, W. J. Schwarz, Interfacial relaxation overstability in a tan-
gential electric field, *Physics of Fluids* 11 (12) (1968) 2604–2616.
- [5] L. L. Barannyk, D. T. Papageorgiou, P. G. Petropoulos, Suppression of
320 Rayleigh-Taylor instability using electric fields, *Mathematics and Comput-
ers in Simulation* 82 (6) (2012) 1008–1016.
- [6] R. Cimpeanu, D. T. Papageorgiou, P. G. Petropoulos, On the control and
suppression of the rayleigh-taylor instability using electric fields, *Physics of
Fluids* 26 (2) (2014) 022105.
- 325 [7] A. R. F. Elhefnawy, Nonlinear electrohydrodynamic kelvin-helmholtz insta-
bility under the influence of an oblique electric field, *Physica A: Statistical
Mechanics and its Applications* 182 (3) (1992) 419–435.
- [8] N. M. Zubarev, E. Kochurin, Nonlinear dynamics of the interface between
330 fluids at the suppression of kelvin-helmholtz instability by a tangential
electric field, *JETP letters* 104 (4) (2016) 275–280.

- [9] D. T. Papageorgiou, J.-M. Vanden-Broeck, Large-amplitude capillary waves in electrified fluid sheets, *Journal of Fluid Mechanics* 508 (2004) 71–88.
- [10] D. T. Papageorgiou, P. G. Petropoulos, J.-M. Vanden-Broeck, Gravity capillary waves in fluid layers under normal electric fields, *Physical Review E* 72 (5) (2005) 051601.
- [11] J. Hunter, J.-M. Vanden-Broeck, Solitary and periodic gravitycapillary waves of finite amplitude, *Journal of Fluid Mechanics* 134 (1983) 205–219.
- [12] F. Dias, D. Menasce, J.-M. Vanden-Broeck Numerical study of capillary-gravity solitary waves *European Journal of Mechanics-B/Fluids* 15 (1996) 17–36.
- [13] A. Champneys, J.-M. Vanden-Broeck, G. Lord, Do true elevation gravity–capillary solitary waves exist? a numerical investigation, *Journal of Fluid Mechanics* 454 (2002) 403–417.
- [14] C. Easwaran, Solitary waves on a conducting fluid layer, *Physics of Fluids* 31 (11) (1988) 3442–3443.
- [15] T. Perelman, A. Fridman, M. Eliashevich, Modified Korteweg-de Vries equation in electrohydrodynamics, *Zhurnal Eksperimental’noi i Teoreticheskoi Fiziki* 66 (1974) 1316–1323.
- [16] H. Gleeson, P. Hammerton, D. Papageorgiou, J.-M. Vanden-Broeck, A new application of the Korteweg-de Vries Benjamin-Ono equation in interfacial electrohydrodynamics, *Physics of Fluids* 19 (3) (2007) 031703.
- [17] Z. Wang, Modelling nonlinear electrohydrodynamic surface waves over three-dimensional conducting fluids, *Proceedings of the Royal Society A* 473 (2200) (2017) 20160817.
- [18] D. T. Papageorgiou, J.-M. Vanden-Broeck, Numerical and analytical studies of non-linear gravity–capillary waves in fluid layers under normal electric fields, *IMA Journal of Applied Mathematics* 72 (6) (2006) 832–853.

- [19] T. Gao, P. Milewski, D. Papageorgiou, J.-M. Vanden-Broeck, Dynamics of
 360 fully nonlinear capillary–gravity solitary waves under normal electric fields,
 Journal of Engineering Mathematics 108 (1) (2018) 107–122.
- [20] W. Craig, C. Sulem, Numerical simulation of gravity waves, Journal of
 Computational Physics 108 (1) (1993) 73–83.
- [21] A. I. Dyachenko, E. A. Kuznetsov, M. Spector, V. E. Zakharov, Analytical
 365 description of the free surface dynamics of an ideal fluid (canonical formal-
 ism and conformal mapping), Physics Letters A 221 (1-2) (1996) 73–79.
- [22] A. Shabat, V. Zakharov, Exact theory of two-dimensional self-focusing and
 one-dimensional self-modulation of waves in nonlinear media. Soviet physics
 JETP, **34**(1), (1972) 62.
- 370 [23] R. Coifman, Y. Meyer, Nonlinear harmonic analysis and analytic depen-
 dence, pseudodifferential operators and applications 43 (12) (1985) 71–78.
- [24] P. Hammerton, Existence of solitary travelling waves in interfacial electro-
 hydrodynamics, Wave Motion 50 (4) (2013) 676–686.
- [25] M. Hunt, J.-M. Vanden-Broeck, D. Papageorgiou, E. Parau, Benjamin–
 375 Ono Kadomtsev–Petviashvili models in interfacial electro-hydrodynamics,
 European Journal of Mechanics-B/Fluids 65 (2017) 459–463.
- [26] W. Choi, R. Camassa, Exact evolution equations for surface waves, Journal
 of Engineering Mechanics 125 (7) (1999) 756–760.
- [27] P. A. Milewski, J.-M. Vanden-Broeck, Z. Wang, Dynamics of steep two-
 380 dimensional gravity–capillary solitary waves, Journal of Fluid Mechanics
 664 (2010) 466–477.
- [28] Y. A. Li, J. M. Hyman, W. Choi, A numerical study of the exact evolution
 equations for surface waves in water of finite depth, Studies in Applied
 Mathematics 113 (3) (2004) 303–324.

- 385 [29] T. Gao, J.-M. Vanden-Broeck, Z. Wang, Numerical computations of two-dimensional flexural-gravity solitary waves on water of arbitrary depth, *IMA Journal of Applied Mathematics* 83 (3) (2018) 436–450.
- [30] T. Gao, J.-M. Vanden-Broeck, Numerical studies of two-dimensional hydroelastic periodic and generalised solitary waves, *Physics of Fluids* 26 (8)
390 (2014) 087101.