

A.**B.**

Conventional Microscopy

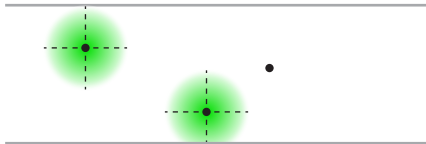
**C.**

Localisation Microscopy

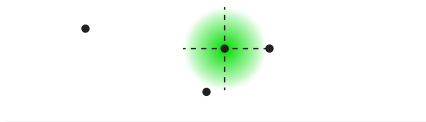
1.



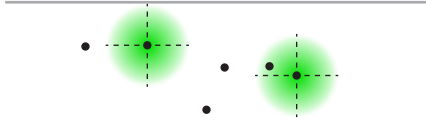
2.



3.



4.



n.

