

# Variations in emission from episodic plasmoid ejecta around black holes

Ziri Younsi<sup>1,2★</sup> and Kinwah Wu<sup>2★</sup>

<sup>1</sup>*Institut für Theoretische Physik, Goethe-Universität Frankfurt, Max-von-Laue-Straße 1, D-60438 Frankfurt am Main, Germany*

<sup>2</sup>*Mullard Space Science Laboratory, University College London, Holmbury St. Mary, Dorking, Surrey RH5 6NT, UK*

Accepted 2015 September 20. Received 2015 August 21

## ABSTRACT

The X-ray and radio flares observed in X-ray binaries and active galactic nuclei are attributed to energetic electrons in the plasma ejecta from the accretion flows near the black hole in these systems. It is argued that magnetic reconnection could occur in the coronae above the accretion disc around the black hole, and that this drives plasmoid outflows resembling the solar coronal mass ejection phenomenon. The X-ray and radio flares are emission from energetic electrons produced in the process. As the emission region is located near the black hole event horizon, the flare emission would be subject to special- and general-relativistic effects. We present calculations of the flaring emission from plasmoids orbiting around a black hole and plasmoid ejecta launched from the inner accretion disc when general-relativistic effects are crucial in determining the observed time-dependent properties of the emission. We consider fully general-relativistic radiative transfer calculations of the emission from evolving ejecta from black hole systems, with proper accounting for differential arrival times of photons emitted from the plasmoids, and determine the emission light curves of plasmoids when they are in orbit and when they break free from their magnetic confinement. The implications for interpreting time-dependent spectroscopic observations of flaring emission from accreting black holes are discussed.

**Key words:** black hole physics – gravitational lensing: strong – radiative transfer – relativistic processes – Sun: coronal mass ejections (CMEs) – Galaxy: centre.

## 1 INTRODUCTION

Relativistic outflows are characteristic of accreting compact objects, from massive black holes in active galactic nuclei (AGN) and quasars to stellar-mass black holes and neutron stars in X-ray binaries. The outflows are often intermittent, episodic and transient. Knot-like bright features are often seen in the large-scale jets of radio loud AGN, e.g. M87 (see Reid et al. 1989), which are interpreted as brightened emission from non-thermal electrons freshly accelerated by shocks (Owen, Hardee & Cornwell 1989; Biretta & Meisenheimer 1993; Nakamura, Garofalo & Meier 2010) that are formed by colliding shells in the jet. Superluminal motions of bright features are observed in some quasars, e.g. 3C 279 (Unwin et al. 1989). The association of the superluminal bright features with the variations in the X-ray emission, such as those in the active galaxy 3C 120 (Marscher et al. 2002), suggests that intermittent outflows could be in the form of plasmoid ejecta. Superluminal motions have also been observed in microquasars (black hole X-ray binaries), e.g. GRS 1915+105 (Mirabel & Rodríguez 1994), GRO J1655–40 (see Tingay et al. 1995) and RTXE J1550–564 (see Hannikainen et al. 2009), where individual bright superluminal fea-

tures were clearly identified in the radio very long baseline interferometry images. In GRS 1915+105 radio flares along with X-ray and IR flares were observed, in particular during state transitions where the X-ray spectrum became softened (see Mirabel et al. 1998; Fender et al. 1999). The similarity in the temporal properties of the emission from the AGN/quasars and microquasars (Stevens et al. 2003) suggests a common driving mechanism for the outflow. The optical depth in the emitting plasmas evolves following a similar trend with only the time-scale being stretched or compressed according to the length-scale of the system (see e.g. the expanding plasmon model described in van der Laan 1966). Thus, the ejection of plasmoids and the associated flaring in the X-ray and radio wavelengths are universal to accreting black holes across all mass and length-scales, and they must occur very close to the black hole event horizon.

Compared to galactic microquasars and distant quasars, the black hole at the Galactic Centre is relatively dormant. However, sporadic flares in the X-ray, IR and radio wavelengths have been observed in the Sgr A\* region, usually as frequently as several episodes per day (Baganoff et al. 2001; Genzel et al. 2003; Eckart et al. 2006; Meyer et al. 2008; Neilsen et al. 2013; Dexter et al. 2014; Brinkerink et al. 2015). The flare brightness profile generally has a rapid rise and a slow decay. Also, the peaks in the light curve of different wavelengths show relative delays (Yusef-Zadeh et al. 2006). The

\* E-mail: younsi@itp.uni-frankfurt.de (ZY); kinwah.wu@ucl.ac.uk (KW)

flaring properties of the emission from Sgr A\* can be explained by the ejection of plasmoids (see Marrone et al. 2008), which expand when they emerge from their launching sites. The variations in the emission are caused by circulating plasmoids which are anchored above an accretion disc (see e.g. Broderick & Loeb 2005; Dovčiak, Karas & Matt 2006; Meyer et al. 2006; Noble et al. 2007; Dexter & Agol 2009; Yuan et al. 2009; Zamaninasab et al. 2011) until they are eventually released.

Ejections of magnetized plasmoids are not unique in accreting black hole systems. Multi-component magnetic outflows and ejections have been observed for decades in many other astrophysical systems, including the Sun. In the solar environment, the phenomenon is understood in terms of rapid solar winds and coronal mass ejections (CMEs; see Forbes 2000; Chen 2011, for reviews). Observations aside, there are theoretical reasons as to why the magnetic processes operating in the accretion flow around a black hole and on the solar surface are morphologically and dynamically similar. Accretion discs around compact objects are permeated by magnetic fields. The accretion disc is also enveloped above and below by a low-density, hot and ionized layer, namely the corona, from where Compton X-rays in galactic black hole X-ray binaries and AGN originate. These disc coronae are magneto-active and dynamically coupled to strong shearing plasma flows below. The interaction is analogous to that between the solar coronae and the solar photosphere. Numerical general-relativistic magnetohydrodynamic (GRMHD) simulations of accretion on to black holes (see e.g. De Villiers et al. 2005) show flow morphology in accretion discs to be remarkably similar to that near the solar surface. Solar CME-like eruption could occur in the magnetized flows around black holes, thus providing a viable model to explain the flaring and episodic plasmoid ejections observed in accreting black hole systems, such as Sgr A\* (Yuan et al. 2009).

Angular momentum transport in the accretion discs around black holes is regulated by the magnetorotational instability (Balbus 2003; Balbus & Hawley 2003). Near the black hole event horizon, the dynamics in the accretion flow are complex. The flow is highly turbulent, and there is a continuous emergence of magnetic field loops from below the accretion disc surface, injecting magnetic stresses and energy into the corona above. With their footpoints anchored on to the disc, the coronal magnetic fields are sheared both by the turbulent motion below and the differential rotation in the accretion disc. Magnetic reconnection is inevitable, leading to reconfiguration of the topology and redistribution of the helicity of the coronal magnetic fields (see Berger 1984; Démoulin 2007). After reconnection, the magnetic fields may continue to evolve and a current sheet is formed. When equilibrium breaks down, a plasmoid is expelled. Initially, the plasmoid is not completely detached, and it is connected by a current sheet. Subsequent magnetic reconnection occurs in the current sheet, creating a strong Lorentz force and accelerating the plasmoid away from the black hole accretion disc. GRMHD simulations show that, even under the assumption of a weak initial magnetic field, rapid mass ejections are present, and they are embedded in the continuous background of the jet outflows (Machida, Hayashi & Matsumoto 2000; De Villiers, Hawley & Krolik 2003). The time intervals between successive ejection episodes are typically  $\sim 1600 r_g/c$ . (Here  $r_g = GM/c^2$  is the gravitational radius,  $M$  is the black hole mass,  $G$  is the gravitational constant and  $c$  is the speed of light.)

This scenario has been proposed to explain the episodic outflows from the massive nuclear black holes in galaxies, e.g. Sgr A\* (see Yuan et al. 2009). One may ask whether or not the scenario is also applicable for the more dramatic ejection events associated

with the radio outbursts of microquasars, e.g. GRO J1655–40 (see Tingay et al. 1995) and RXTE J1550–564 (see Hannikainen et al. 2009). To verify the applicability of the CME scenario for plasmoid ejections in accreting black holes across the mass spectrum, we must first determine the time-dependent properties of the emission in the plasmoid ejection process. As the plasmoids are launched in the regions close to the black hole event horizon, a proper treatment of relativistic and gravitational effects is needed in the radiative transfer calculations.

In this work, we investigate relativistic and general-relativistic effects on the emission from plasmoids with dynamics as described in the CME scenario for episodic jets. We carry out radiative transfer calculations and compute the light curves from evolving plasmoids with a proper treatment of the arrival time of photons from different regions both on and within the plasmoids, as well as considering the contributions from higher order lensed photons (which orbit the black hole multiple times before reaching the observer). We demonstrate that relativistic effects are important, and that the variations in the emission contain useful information about the system parameters, such as the black hole spin, the geometry of the system and the observer viewing inclination angle with respect to the black hole spin axis.

The paper is organized as follows. In Section 2, we summarize the basic equations for relativistic radiation transport calculations in this study and derive the governing equations for both the plasmoid’s dynamics and its radiative properties. In Section 3, the emission from orbiting plasmoids is calculated and presented in the form of light curves. Different models for the plasmoid emissivity, as well as the effects of photon arrival time in these models, are investigated and the physical consequences are discussed. In Section 4, the emission from a magnetically ejected plasmoid is investigated, with consideration given to how different initial configurations will give rise to different morphologies in the emission light curves. In Section 5, we summarize briefly the key results. We also discuss the implications of this work and issues associated with time-dependent properties of emission from objects orbiting around a black hole or ejected from the black hole’s vicinity before we present a brief conclusion.

## 2 RADIATIVE TRANSFER AND PLASMOID DYNAMICS

### 2.1 Space–time metric and radiative transfer equation

The Schwarzschild radius and gravitational radius of a black hole of mass  $M$  are given by  $r_s = 2M$  and  $r_g = M$ , respectively, where the natural unit convention  $c = G = 1$  has been adopted. Herein, unless stated otherwise, this convention is maintained throughout.

For a rotating (Kerr) black hole, the space–time interval is given (in Boyer–Lindquist coordinates) by

$$d\tau^2 = \left(1 - \frac{2Mr}{\Sigma}\right) dt^2 + \frac{4aMr \sin^2\theta}{\Sigma} dt d\phi - \frac{\Sigma}{\Delta} dr^2 - \Sigma d\theta^2 - \left(r^2 + a^2 + \frac{2a^2Mr \sin^2\theta}{\Sigma}\right) \sin^2\theta d\phi^2, \quad (1)$$

where

$$\Sigma \equiv r^2 + a^2 \cos^2\theta, \quad (2)$$

$$\Delta \equiv r^2 - 2Mr + a^2, \quad (3)$$

and  $(r, \theta, \phi)$  is a three vector in spherical coordinates. The rotational rate of the black hole is specified by a spin parameter  $a$ , with  $a/M = 0$

for a Schwarzschild black hole and  $a/M = 1$  for a maximally rotating Kerr black hole.

Electromagnetic radiation propagates along null geodesics of the space–time, and in the absence of scattering the covariant radiative transfer equation takes the form

$$\begin{aligned} \frac{d\mathcal{I}}{d\lambda} &= p^\alpha \frac{\partial \mathcal{I}}{\partial x^\alpha} + \Gamma_{\beta\gamma}^\alpha p^\beta p^\gamma \frac{\partial \mathcal{I}}{\partial p^\alpha} \\ &= -p^\alpha u_\alpha \Big|_\lambda [-\chi_0(x^\beta, \nu)\mathcal{I} + \eta_0(x^\beta, \nu)] \end{aligned} \quad (4)$$

(see Baschek et al. 1997; Fuerst & Wu 2004; Wu et al. 2008), where  $\nu$  is the frequency of the radiation,  $\mathcal{I}$  is the invariant intensity and  $\lambda$  is the affine parameter. The absorption coefficient  $\chi_0$  and the emission coefficient  $\eta_0$ , which are functions of frequency, are evaluated in the local fluid rest frame (hence the subscript ‘0’). The transfer equation can be solved by integration along the geodesic using standard ray-tracing methods.

## 2.2 Orbital motion and ejection of the plasmoid

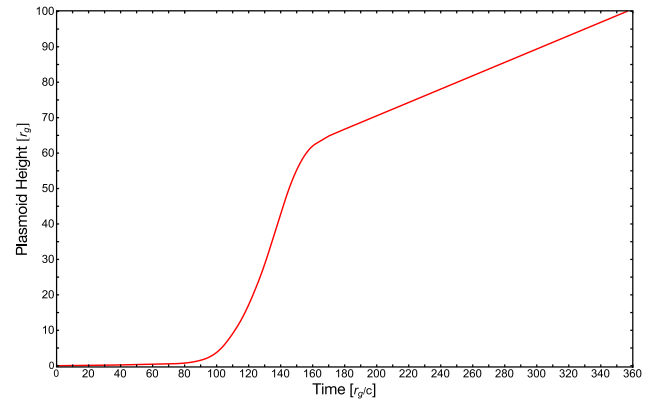
For the purpose of this study, we adopt the phenomenological model proposed by Yuan et al. (2009), which is derived using a solar CME analogy. The development of solar CMEs involves a sequence of processes (see Török & Kliem 2007; Kliem et al. 2010; Chen 2011; Janvier et al. 2013). If we ignore the complex details of the magnetohydrodynamics (MHD), we may divide the plasmoid ejection into two stages: (i) the pre-launch stage and (ii) the launching stage. In the pre-launch stage, the plasmoid is anchored to the accretion disc by a magnetic field, and it is orbiting around the black hole above the accretion disc. In the launching stage, it breaks the magnetic confinement and accelerates upwards.

### 2.2.1 Orbital motion of plasmoid anchored to the accretion disc

We assume that the plasmoid is magnetized, spherical and filled with energetic electrons. It has a radius  $r_p = 0.5 r_g$  and is located at a radial distance  $r_c$  from the black hole centre. The plasmoid sphere is therefore an extended body, leading to several important considerations. First, differential rotation may occur within the plasmoid. Different parts of the plasmoid will take different times to complete one orbit and the shear will deform the shape of the plasmoid. Secondly, there are variations in the gravity across the plasmoid and the emission from the plasmoid is affected by this gravitational field gradient. Thirdly, photons emitted from different parts of the plasmoid are lensed differently. Different path lengths of the photons lead to different travel times when reaching the observer. Thus, photons arriving at the observer’s location at the same time in the observer’s reference frame may not be emitted at the same time in either the observer’s frame or a local reference frame of an emitter in the plasmoid.

For the plasmoid’s shape to remain unchanged throughout an orbit, all parts within the plasmoid must complete an orbit around the black hole in the same time interval as viewed by the observer. This requires that the whole plasmoid orbit around the black hole with the same angular velocity as measured by an observer in Boyer–Lindquist coordinates. We assume that this condition is satisfied and the plasmoid remains spherical throughout its motion.

As the plasmoid is anchored very close to the accretion disc, as an approximation we may set the plasmoid on the accretion disc in the pre-launch stage. As such the orbital angular velocity of plasmoid’s centre around the black hole takes the local Keplerian value, i.e.  $\Omega_k = \sqrt{M} / (a\sqrt{M} + r_c^{3/2})$ .



**Figure 1.** Height of the magnetically ejected plasmoid above the equatorial plane as a function of time.

### 2.2.2 Acceleration of the ejected plasmoid

We assume that the plasmoid maintains its shape and density before and after it is launched. The model proposed by Yuan et al. (2009) gives a prescription for the vertical (upward) motion of the plasmoid after it is released. To first order, the vertical motion is governed by the force equation:

$$m \frac{d^2 h}{dt^2} = |\mathbf{I} \times \mathbf{B}_{\text{ext}}| - F_g, \quad (5)$$

where  $m(t)$  is the total mass within the plasmoid,  $h(t)$  is the height of the plasmoid above the accretion disc,  $F_g$  is the gravitational force,  $\mathbf{I}$  is the integrated current density inside the plasmoid and  $\mathbf{B}_{\text{ext}}$  is the total magnetic field from all sources except  $\mathbf{I}$ . The current density  $\mathbf{j}$  and magnetic field  $\mathbf{B}$  interior to and outside of the plasmoid satisfy the force-free condition (at the zeroth order)  $\mathbf{j} \times \mathbf{B} = 0$ , with

$$\mathbf{j} = \frac{[c]}{4\pi} \nabla \times \mathbf{B}. \quad (6)$$

To determine the evolution of the plasmoid’s velocity, the force equation (equation 5) must be solved, along with three other parameters. In total, five coupled ordinary differential equations are to be solved for the  $h$ ,  $\dot{h}$  and  $m$  together with two other auxiliary variables  $\bar{p}$  and  $\bar{q}$ . For details, see Yuan et al. (2009).

### 2.2.3 Evolution of the plasmoid velocity

The initial configuration of the plasmoid is the same as that described in Lin & Forbes (2000). We set the density within the plasmoid to be  $\rho_0 = 10^5 \text{ cm}^{-3}$  and the initial magnetic field to be  $B_0 = 16 \text{ G}$ , similar to the values used in Yuan et al. (2009). As the density distribution and magnetic field configuration in the accretion disc corona around a black hole are poorly understood, we follow Yuan et al. (2009) and assume that an accretion disc corona is similar to the solar corona. The results are not expected to change very much using this assumption or an alternative, provided that the local Alfvén speed near the current sheet does not decrease drastically with height within the ejection region of the plasmoid (see Lin, Mancuso & Vourlidis 2006). This condition is satisfied for a planar geometry as in the corona above an accretion disc.

Fig. 1 shows the evolution of the height of the plasmoid above the equatorial plane, obtained from equation (5) with the aforementioned initial conditions for  $r_c = 5 r_g$ . The plasmoid does not show acceleration immediately after its release, and it takes about  $100 r_g/c$  to accelerate from rest to a speed of  $0.02 c$ . Magnetic reconnection

in the form of a huge Lorentz force then feeds the current into the plasmoid, rapidly accelerating the plasmoid to a speed  $\gtrsim 0.8c$  in  $\sim 50 r_g/c$ , reaching a height of  $\sim 60 r_g$ . Thereafter, the plasmoid decelerates and sails away with a roughly constant speed.

In addition to the vertical motion, we need to account also for the azimuthal variation of the plasmoid's motion and the changes in its distance from the spin axis of the black hole. In realistic situations, turbulence and shocks are present and they could deflect the vertical path of the plasmoid. Also, the plasmoid is expected to follow magnetic field lines that thread into the accretion disc below. Modelling turbulence and shocks in the system and their effects, which is non-trivial, is beyond the scope of this work. We therefore leave this for future studies and place emphasis on the effects of the magnetic fields.

Because of the rotation in the accretion disc, the magnetic fields anchored to it will develop a helical structure; hence, there will be a helical component to the plasmoid's motion. To simplify the modelling of this helical component, we first ignore the plasmoid's linear extent and treat it as a 'big' particle. The plasmoid is initially at rest on the equatorial plane. Its cylindrical radial distance to the spin axis that passes through the black hole centre ( $r_c$ ) remains fixed when it travels upwards. Thus, the motion of the plasmoid is confined to a cylindrical surface (see Fig. 2).

For a particle orbiting around a black hole, the azimuthal component of its velocity is given by  $v_\phi = \dot{\phi}/t$ . The expressions for  $i$  and  $\dot{\phi}$  for a Kerr black hole can be found in Fuerst & Wu (2004). Hence, we have

$$v_\phi(r, \theta) = \frac{\text{cosec}\theta \sqrt{M(2r^2 - \Sigma)}}{\Sigma\sqrt{r} + a \sin\theta \sqrt{M(2r^2 - \Sigma)}}. \quad (7)$$

The confinement to a fixed cylindrical surface with  $r_c$  implies that the plasmoid's velocity may take the following parametrized form as a function of  $r$ :

$$v_\phi(r) = \frac{r^2}{r_c} \left\{ \sqrt{\frac{r}{M}} \left[ \frac{r^4 + a^2(r^2 - r_c^2)}{\sqrt{r^4 - a^2(r^2 - r_c^2)}} \right] + a r_c \right\}^{-1}. \quad (8)$$

This expression can be in turn parametrized as a function of time by introducing the plasmoid height,  $h(t)$ :

$$v_\phi(t) = \frac{R(t)^2}{r_c} \left[ \sqrt{\frac{R(t)}{M}} \frac{R(t)^2 + a^2 h(t)^2}{\sqrt{R(t)^2 - a^2 h(t)^2}} + a r_c \right]^{-1}, \quad (9)$$

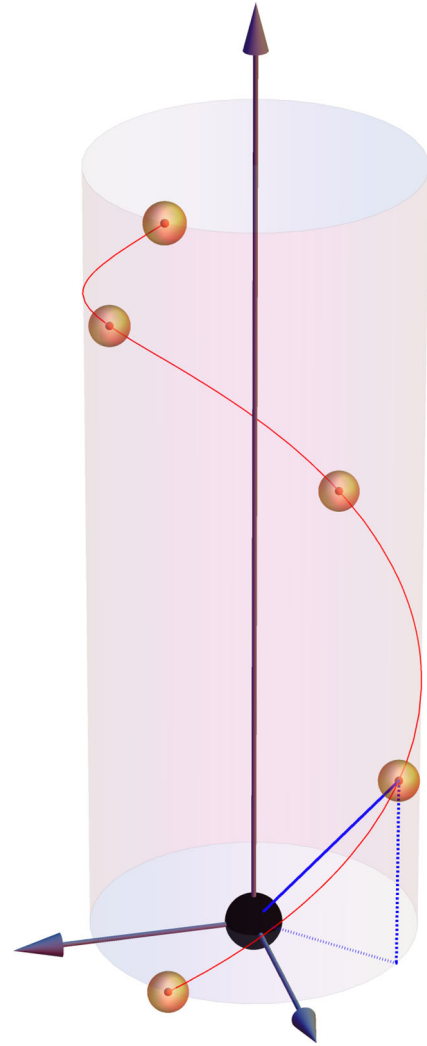
where

$$R(t)^2 \equiv r_c^2 + h(t)^2. \quad (10)$$

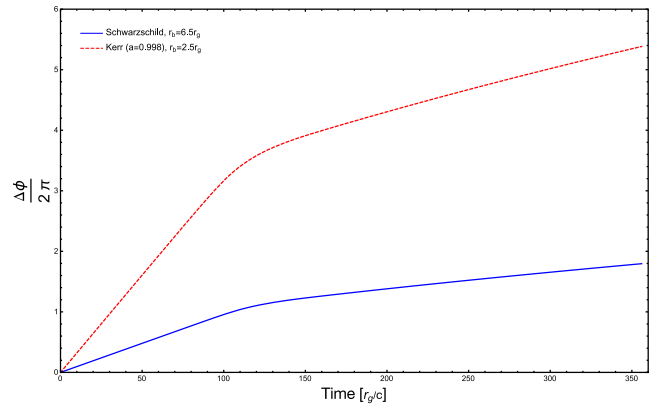
Hereafter we set  $M = 1$ , which is equivalent to normalizing the length to  $r_g$  and the time to  $r_g/c$ . The change in azimuth for the plasmoid may now be calculated by integrating equation (9) between its initial and final position:

$$\Delta\phi = \int_{t_i}^{t_{i+1}} dt v_\phi(t). \quad (11)$$

A particle orbiting in the equatorial plane has a velocity  $v_\phi \propto (a + r^3/2)^{-1}$ . Thus, the initial location of the plasmoid (i.e.  $r_c$ ) rather than the spin of the black hole will play a more important role in determining the azimuthal evolution  $\Delta\phi$ . Fig. 3 illustrates the change in the azimuthal location of the plasmoid for the cases with  $a = 0$ ,  $r_c = 6.5 r_g$  and  $a = 0.998$ ,  $r_c = 2.5 r_g$ . As shown, the change is larger for the case of the Kerr black hole, which allows a smaller  $r_c$ . The relative change in the two cases can also be understood as follows. Plasmoids ejected closer to the black hole event horizon



**Figure 2.** Illustration of the time sequence of the helical motion of a magnetically ejected plasmoid (small spheres) from the vicinity of a black hole (large black sphere). The plasmoid's trajectory is confined to a cylindrical surface of radius  $r_c$  from the spin axis of the black hole (indicated by a dotted line).



**Figure 3.** Change in azimuth of the plasmoid obtained from equation (11) for the case of a plasmoid ejected at  $r_c = 6.5 r_g$  from a Schwarzschild black hole (solid curve) and for the case of a plasmoid ejected at  $r_c = 2.5 r_g$  from a Kerr black hole with  $a = 0.998$  (dashed curve).

experience much stronger gravitational forces and perform more orbits in a given time than their more distantly ejected counterparts.

### 2.3 Emissivity of the plasmoid

The emission from the plasmoid depends on the radiative processes and the optical depth across it. A fully self-consistent calculation of the emission requires solving the transport equations for the acceleration and the radiative and non-radiative energy loss of the charged particles in the magnetized plasmoid under the influence of the black hole's extreme gravity. This is a problem which warrants a proper separate study. In this study, we use a phenomenological approach to illustrate the time-dependent properties of the emission from the plasmoid. We characterize the plasmoid by its effective optical depth. The two representative cases are (i) an opaque plasmoid and (ii) an optically thin plasmoid that emits synchrotron radiation.

For the opaque plasmoid, only its surface contributes to the radiation seen by a distant observer. In our calculation, we assume a local specific surface emissivity following a Gaussian profile for the opaque plasmoid:

$$j_\nu(z, t) \propto \exp\left\{-\frac{|z - z_p(t)|^2}{r_p^2}\right\}, \quad (12)$$

where  $\nu$  is the frequency of the emission and  $z_p(t)$  is the plasmoid position at time  $t$  (with  $z \equiv r \cos \theta$  in Boyer–Lindquist coordinates). The results actually do not change much by assuming this surface emissivity profile or an alternative (such as a uniform surface emissivity) for the plasmoid, as dynamical and relativistic effects are more important in determining the time-dependent properties of the radiation emitted from it.

For an optically thin plasmoid, the emission from all parts within it will reach the observer, and the emission from different location is subject to different relativistic effects. In our calculation, we first generate an ensemble of ‘emitters’ inside the plasmoid sphere and then sum the emission from these emitters, with the corrections for the frequency shifts and Lorentz intensity boosts, using radiative transfer calculations as described in Fuerst & Wu (2007) and Younsi, Wu & Fuerst (2012).

We consider a Gaussian profile for the density distribution of the non-thermal electrons in the plasmoid, i.e.

$$\rho(\mathbf{x}, t) = \rho_c \exp\left\{-\frac{|\mathbf{x} - \mathbf{x}_p(t)|^2}{C^2}\right\}, \quad (13)$$

with

$$C = \frac{r_p}{\sqrt{\ln(\rho_c/\rho_{\min})}}, \quad (14)$$

where  $\rho_c$  is the central plasmoid electron number density and  $\rho_{\min}$  is the electron number density on the surface of the plasmoid.

The non-thermal electrons emit radio synchrotron radiation and the plasmoid is optically thin to this radiation. The electron synchrotron emissivity may be expressed as

$$j_\nu(\mathbf{x}, t) = \rho(\mathbf{x}, t) \mathcal{K}(p) N_0 B^{(p+1)/2} \left(\frac{\nu}{c_1}\right)^{(1-p)/2} \quad (15)$$

(see Ginzburg & Syrovatskii 1965; Pacholczyk 1970), where

$$\mathcal{K}(p) = \frac{c_2}{4} \left(\frac{p + \frac{7}{3}}{p + 1}\right) \frac{\Gamma\left(\frac{3p-1}{12}\right) \Gamma\left(\frac{3p+7}{12}\right) \Gamma\left(\frac{p+5}{4}\right)}{\Gamma\left(\frac{p+7}{4}\right)}, \quad (16)$$

with constants  $c_1$  and  $c_2$  given by

$$c_1 = \frac{3[c] e}{2\pi E_c^3}, \quad (17)$$

$$c_2 = \frac{1}{8} \sqrt{\frac{3}{\pi}} \frac{e^3}{E_c}. \quad (18)$$

Here  $\Gamma(\dots)$  denotes the Gamma function,  $E_c = m_e [c]^2$  is the electron rest mass energy,  $m_e$  is the electron rest mass and  $e$  is the electron charge. The energy distribution of the electrons,  $N(E)$ , is a power law with spectral index  $p$ , i.e.  $N(E) = N_0 E^{-p}$ , where  $N_0$  is the normalization constant determined by the total number density of the electrons.

As we have not modelled the magnetic reconnection process and its associated particle acceleration explicitly, the number of non-thermal electrons in the plasmoid is an uncertain parameter in the calculations. To determine the normalization  $N_0$ , we assume energy equipartition between the energetic electrons and the magnetic field. From this, we obtain

$$N_0 = \frac{B^2}{8\pi} \times \begin{cases} [\ln(E_{\max}/E_{\min})]^{-1}, & \text{if } p = 2 \\ (2-p)(E_{\max}^{2-p} - E_{\min}^{2-p})^{-1}, & \text{otherwise.} \end{cases} \quad (19)$$

Here  $E_{\max}/E_c = \gamma_{\max}$ , with  $\gamma_{\max}$  denoting the maximum Lorentz factor of the plasmoid electrons (and equivalently for  $\gamma_{\min}$ ).

In all calculations, the magnetic field in the plasmoid is taken to be  $B = 16$  G, similar to the value used in Yuan et al. (2009). The other values for the plasmoid parameters are  $\rho_c = 10^5 \text{ cm}^{-3}$ ,  $\rho_{\min} = 10^{-5} \text{ cm}^{-3}$ ,  $\gamma_{\max} = 10^{10}$ ,  $\gamma_{\min} = 1$  and  $p = 2.3$ .

### 2.4 Time-keeping in the light-curve construction

The plasmoid is anchored on to an accretion disc before it is released, and the variations in the emission from the system are mainly due to the plasmoid's motion, in particular the orbital circulation. On the temporal evolutionary time-scale of the plasmoid's motion (before and after its release), the accretion disc is relatively stationary and its emission is practically a uniform background continuum. We may therefore ignore the disc emission without loss of generality and consider only the plasmoid's emission.

We use a ray-tracing method for radiative transfer, as in Younsi et al. (2012), to generate emission images of the plasmoid. The light curves are derived from time sequences of the plasmoid images. Conventionally, one may sum the emission flux, within a particular frequency band, over the pixels associated with the source in the images following a time sequence to construct a light curve of an emission source in that frequency band. This approach is inapplicable for time-dependent relativistic systems such as the orbiting plasmoid around a black hole considered here, where the dynamical time-scale of the plasmoid is comparable to the light-crossing time across the plasmoid's orbit and the emission is strongly lensed by the black hole's gravity. The differences in the propagation times of photons (measured in the observer's frame) emitted from different parts of the system will convolve with relativistic effects, such as Doppler shift and time dilation of the radiation (photons) and Lorentz boosts of the radiation intensity, leading to variations in the specific flux density. These effects not only add complexities to the light curve but also mask the variations intrinsic to time-dependent radiative or dynamical processes of the system. Also, echoes that are produced by the delayed arrival of the high-order lensed radiation contaminate the signals of the direct emission from the plasmoid at the later part of the orbit. Photons arriving at a particular time

registered by the observer may spread across a number of images in the time sequence and each image contains photons that have circulated around the black hole many times. This coupled with photons which propagate away from the plasmoid without completing an orbit around the black hole means proper time-keeping is essential in both ray-tracing and image generation so as to enable the correct extraction of photons for the light curve.

Within the calculations themselves, there are subtle issues regarding the time-keeping, as the orbital motion of the plasmoid is expressed in terms of coordinate time while in the light curve the emission flux is measured by the observer with a clock defined in its local reference frame. We consider the following procedures to relate the two reference frames and correct for the time differences. We first calculate the plasmoid's trajectory and tabulate the plasmoid's location in the coordinate time. Next we define a full orbital phase as one orbital period of the plasmoid as seen by the observer and divide this orbital phase into 100 equal intervals, with equal time widths as measured in the observer's reference frame. The light curve is a time sequence of emission flux measured in the observer's reference frame as a function of the orbital phase defined above. It is constructed from the plasmoid images with the associated time delay in the arrival of each photon subtracted from the observer's local time.

We compute 100 images for all of the cases that we consider. The images are equally spaced in the coordinate time throughout the temporal evolution of the plasmoid. Each image is calculated from a ray tracing of  $10^6$  photons and each photon within an image is identified by its frequency (energy shift), arrival time and pixel location on the image plane. For each pixel, after we have sorted the photons into 1000 bins according to their frequencies, we consider the following time ordering procedure for the photons in the images across the image time sequence. (i) We first sort the photons in each pixel and each frequency bin by their arrival times, from first to last. (ii) We create 100 equally spaced time bins and determine the total specific emission flux (from the photon counts) for each of these time bins. (iii) We then order the specific emission fluxes in the 100 time bins to make a time sequence, and obtain the arrival time-corrected time-dependent spectrum at each pixel. The total emission flux at each pixel is obtained by an integration of the specific emission flux over the frequency band (all evaluated in the observer's reference frame) at the pixel. Summing the fluxes of all pixels in the image time sequence following the time progression gives the integrated flux light curve. Steps (i) and (ii) are omitted in the construction of the light curves without proper correction of the arrival time of the photons shown in this study. Finally, a centred five-point Gaussian smoothing is used to remove the small noise fluctuations in the light curve that are caused by the finite number of photons in the calculations.

### 3 EMISSION FROM AN ORBITING PLASMOID

We consider two cases as a demonstration: (i) an opaque plasmoid with only its surface contributing to the radiation and (ii) an optically thin plasmoid where synchrotron radiation emitted from all parts within it is visible. Effects due to differential arrival time are significant only when the plasmoid and the light paths of its emission are sufficiently close to the black hole event horizon, and in this situation arrival time correction is needed. For brevity, the arrival time-corrected light-curve calculations are presented only for the orbiting opaque plasmoid. The results obtained in this case hold for other cases, and will be discussed in more detail in Section 3.3.




**Figure 4.** Snapshot images of an opaque plasmoid orbiting a Schwarzschild black hole (left) and a Kerr black hole with  $a = 0.998$  (right), viewed at an inclination angle  $i = 45^\circ$ . The orbital rotation is in the  $e_\phi$ -direction, i.e. anticlockwise as viewed from above. From top to bottom: the plasmoid is located at  $\phi = 0^\circ$  (in front of the black hole) and  $\phi = 180^\circ$  (behind the black hole), respectively. Arcs of higher order images of emission from the plasmoid that have orbited around the black hole multiple times before reaching the observer are clearly visible.

Calculations are shown for black holes with two different spins. The first case places a plasmoid in orbit around a Schwarzschild black hole (i.e.  $a = 0$ ), at a distance of  $r_c = 6.5 r_g$ ,<sup>1</sup> i.e. at the ISCO. The second case places a plasmoid in orbit around a Kerr black hole with spin parameter  $a = 0.998$  at a distance of  $r_c = 2.5 r_g$ , i.e. within  $0.8 r_g$  of the ISCO. The plasmoid orbits in an anticlockwise direction when viewed from above, and it is in prograde orbit with respect to the Kerr black hole's rotation. The azimuthal position in the plasmoid's orbit is defined such that  $\phi = 0^\circ$  corresponds to the plasmoid being in front of the black hole with respect to the observer in the coordinate frame, and  $\phi = 180^\circ$  to the plasmoid being behind the black hole. We use the following convention for the phases in the plasmoid's light curve. The phase progresses linearly with time measured in the observer's reference frame. Phase 0 in the light curve corresponds to the location of the plasmoid's centre at  $\phi = 90^\circ$ , where the emission from that location is expected to have the strongest relativistic Doppler redshift (in the Schwarzschild case) due to the plasmoid's orbital motion.

#### 3.1 Opaque plasmoid

The ray-traced images of an opaque plasmoid orbiting a Schwarzschild black hole and a Kerr black hole with  $a = 0.998$  are shown in Figs 4 and 5 (for viewing inclination angles  $i = 45^\circ$  and  $89^\circ$ , respectively). Time correction has not been applied in generating the images in the figures. At  $i = 45^\circ$ , the plasmoid appears to be spherical without noticeable visual deformation in the direct image when it is in front of the Schwarzschild black hole (at  $\phi = 0^\circ$ ).

<sup>1</sup> This distance is chosen so that the inner radius of the plasmoid coincides with the innermost stable circular orbit (ISCO).



**Figure 5.** As in Fig. 4, but for a viewing inclination angle of  $i = 89^\circ$ . Note the prominent circular Einstein ring formed when the plasmoid is directly behind the Schwarzschild black hole (bottom-left panel).

The first-order (primary) image consists of the direct image and an image formed by the lensed emission from the back of the plasmoid (which is otherwise invisible) lensed into view. The latter part of the first-order image, which is located above the direct image in the image plane, resembles a thin bar. The next higher order image, which is dim and barely visible in the figure, is a small thin bar just below the direct image. The images become progressively dimmer with increasing image order. When the plasmoid is located on the far side behind the black hole (at  $\phi = 180^\circ$ ), it is flattened in the direct image, and other images of all orders resemble small arcs. The images become dimmer as the image order increases.

At the plasmoid's location,  $6.5 r_g$  from the centre of the Schwarzschild black hole, gravitational effects are substantial but not too severe. When viewed at  $i = 45^\circ$ , a moderate inclination, the emission from the plasmoid is not severely lensed, and the plasmoid preserves a recognizable spheroidal shape, at least in the direct image, throughout most of its orbit. In comparison, the appearance of the plasmoid that orbits a Kerr black hole (see Fig. 5) is more visually distorted from its intrinsic spherical shape throughout all the image orders even at moderate viewing inclinations. This is in part due to the location of the plasmoid closer to the black hole, at  $r = 2.5 r_g$ , where stronger gravity gives rise to more prominent lensing effects, and also due to the rotational frame dragging caused by the spinning black hole. Rotational frame dragging, together with gravitational lensing, not only causes the plasmoid's direct image to deviate from its spherical shape but also induces asymmetries in the plasmoid's image at all image orders. The plasmoid images are elongated along the direction of the black hole's rotation. At  $i = 45^\circ$ , the plasmoid still maintains a shape resembling a filled-volume object in the direct image. It is spatially spread in the lensed images at all image orders, where some form long arcs which almost close up into a loop. Comparing the images of the plasmoid at  $\phi = 0^\circ$  (directly in front of the black hole) and  $\phi = 180^\circ$  (directly behind the black hole) reveals that the convolution of gravitational lensing, rotational frame dragging and viewing geometry of the system is complicated. When

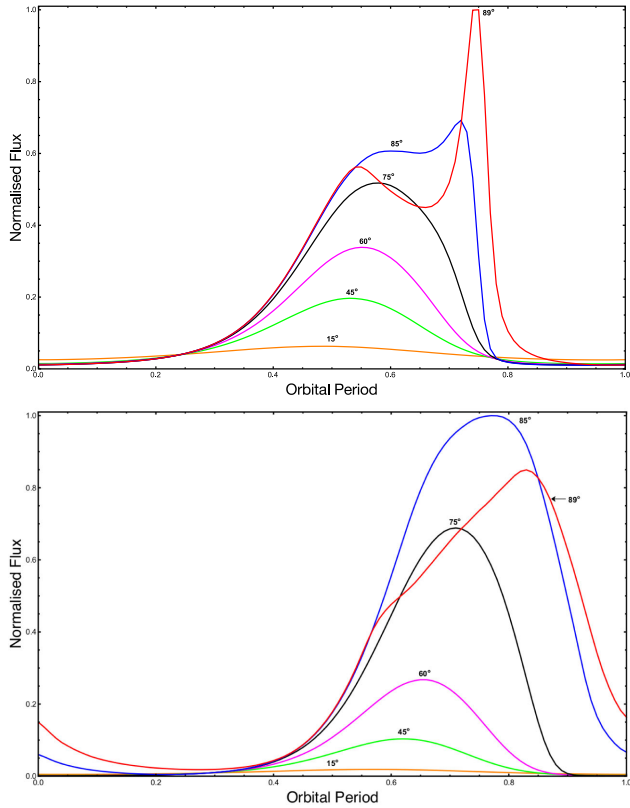
the plasmoid is behind the black hole, it is not just simply lensed into view like the plasmoid orbiting a Schwarzschild black hole. Its emission is subject to rotational frame dragging by the black hole, leading to complex morphological progression when the image order increases. The apparent brightness of the plasmoid in different image orders is determined by the competition between brightening due to beaming (caused by gravitational lensing and rotational frame dragging) and dimming due to time dilation (caused by gravitational redshift and transverse Doppler shift), whereas complicated convolution of gravitational lensing with rotational frame dragging is absent if the black hole is not rotating. As a result, the dimming of the plasmoid images does not always progress in a monotonic manner with the increase of the image order (see Fig. 4, top-right panel), in contrast to that seen in the case of the Schwarzschild black hole.

Lensing effects are expected to be prominent for high viewing inclination angles. At  $i = 90^\circ$ , while the direct image of a plasmoid in front of a Schwarzschild black hole (at  $\phi = 0^\circ$ ) is spherical, all lensed images, regardless of the image order, are concentric circular rings. The lensed images become dimmer as the image order increases. When the plasmoid is behind the black hole (at  $\phi = 180^\circ$ ), it is lensed into concentric circular rings (the Einstein rings) for all image orders. The outermost thick ring is the first-order image, which is the brightest.

When the plasmoid is placed closer to the black hole, in the case of the Kerr black hole the radiation is subject to stronger suppression by gravitational redshift (time-dilation effect). The plasmoid images are therefore dimmer than those in the case of the Schwarzschild black hole. At viewing inclinations close to  $90^\circ$ , the direct image of a plasmoid in front of a Kerr black hole (at  $\phi = 0^\circ$ ) is slightly elongated, a consequence of rotational frame dragging by the black hole. This direct image is enclosed inside asymmetric closed loops of the lensed images. Note that the direct image is not always brighter than the lensed images (see Fig. 5), because rotational frame dragging can bring the relativistically boosted emission beamed in the forward direction along the plasmoid's motion into the observer's line of sight.

Rotational frame dragging and gravitational lensing together can cause various optical illusions in the ray-tracing images. For instance, the first-order lensed image can appear to be dragged outside the loops of higher order images by the black hole's rotation when the plasmoid is directly behind a Kerr black hole (at  $\phi = 180^\circ$ ). Part of this image is significantly brightened, as the corresponding emission is strongly Doppler boosted when the projected orbital velocity of the plasmoid and the local rotational frame velocity, as viewed by the observer, are in alignment. In all cases of high viewing inclinations, arcs and closed loops which are higher order lensed images which trace the boundary of the black hole shadow are present (cast by the black hole's photon capture sphere, not event horizon: see the bottom-right panel in Fig. 5). A full set of Einstein rings are observable when the plasmoid is at the azimuthal location  $\phi \sim (120-150)^\circ$ , which is different from that in the case of the Schwarzschild black hole, where the full set of Einstein rings occur when the plasmoid is located directly behind the black hole (i.e.  $\phi = 180^\circ$ ).

The time-scales on which the emission varies are determined by location of the plasmoid with respect to the centre of the black hole. In this study, the plasmoid is placed at the ISCO, and hence the orbital period is  $\approx 104 r_g/c$  for the case of the Schwarzschild black hole and  $\approx 31 r_g/c$  for the case of the Kerr black hole with  $a = 0.998$ . In addition to the periodic modulation, the morphological structures in the light curves also provide information concerning the system

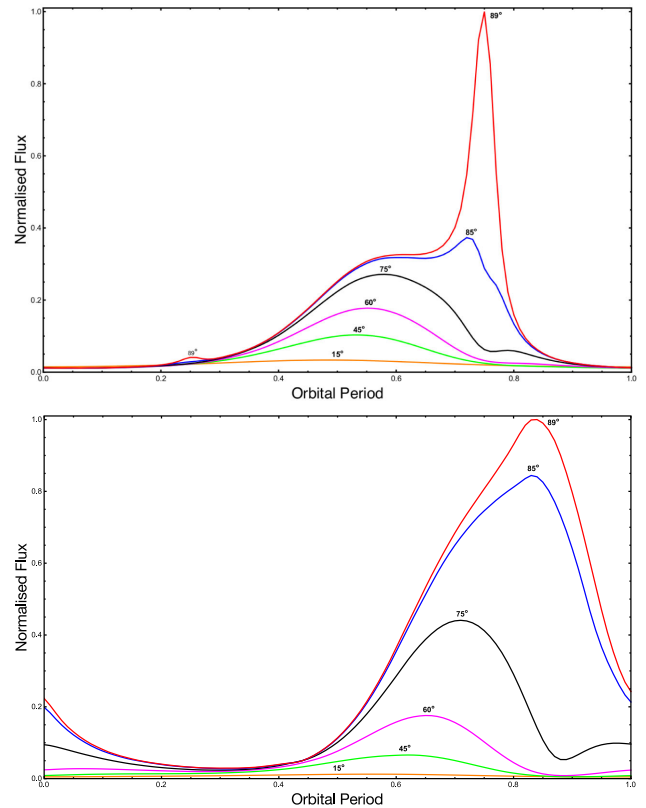


**Figure 6.** Frequency-integrated light curves of a plasmoid orbiting a Schwarzschild black hole (top panel) and a Kerr black hole with  $a = 0.998$  (bottom panel) with arbitrary normalization for different viewing inclinations. The plasmoid is located at  $r_c = 6.5 r_g$  for the Schwarzschild black hole and  $2.5 r_g$  for the Kerr black hole, which gives a full orbital period of  $\approx 104 r_g/c$  and of  $\approx 31 r_g/c$ , respectively. Phase 0.0 of the orbit corresponds to the plasmoid located at  $\phi = 90^\circ$ , where a plasmoid orbiting the Schwarzschild black hole would have the maximum receding velocity with respect to an observer.

geometry (in particular the viewing inclination) and the black hole spin.

Fig. 6 shows the frequency-integrated light curves of the emission from an opaque plasmoid viewed at different inclinations constructed from the primary images and Fig. 7 the corresponding light curves with the inclusion of the emission of the higher order lensed images. The light curves have the following characteristics. (i) They do not peak exactly at the orbital phase 0.5. The peak is skewed towards later orbital phases, and the skewness is larger for higher viewing inclinations. (ii) The amplitude of the peak generally increases with viewing inclination until it reaches  $i \approx 80^\circ - 85^\circ$ , and then, depending on the black hole spin, the flux may saturate and decrease afterwards when viewing inclination increases further. (iii) The light curves show more complex morphology at viewing inclinations close to  $90^\circ$ .

What gives rise to such characteristics can be understood in terms of relativistic beaming, Doppler boosting, transverse Doppler shift, gravitational redshift, gravitational lensing and rotational frame dragging (in the case of the Kerr black hole). The projection of the orbital velocity into the line of sight varies with the orbital phase, and this results in variations in the Doppler boosting of radiation intensity. It also regulates the amount of emission that is beamed in the direction of the plasmoid’s motion visible to the observer. Gravitational lensing brings the Doppler boosted and beamed emis-



**Figure 7.** Same as in Fig. 6 but emissions from all image orders are included.

sion originating from the back side or the far side of the plasmoid, which may otherwise be invisible, into the observer’s line of sight. Gravitational redshift depends on the plasmoid’s location and is most prominent for viewing inclinations close to  $90^\circ$ .

In the case of the Schwarzschild black hole, the receding velocity of the plasmoid with respect to the observer is highest at phase 0 ( $\phi = 90^\circ$ ). The suppression of the radiation intensity due to Doppler frequency redshift is the strongest at this orbital phase, and hence the observed flux is expected to be lowest. The increase in the observed flux between the phases 0 and 0.5 in the light curves is evidence of an initial reduction in the intensity suppression and a subsequent increase in the intensity boosted by relativistic Doppler shifts after phase 0.25. The peaking in the brightness is caused by a combination of intensity boosting due to the relativistic Doppler effect and the alignment of beamed emission into the line of sight. As the projected approaching velocity of the plasmoid to the line of sight reaches its maximum at  $\phi = 270^\circ$ , one may expect that the brightness peak would be located at the orbital phase of 0.5. However, the peaks are found to occur at a later orbital phase in all light curves. Also, the shifts of the brightness peak to a later orbital phase are larger for larger viewing inclination angles. If gravitational lensing is absent, the observer sees only the direct emission from the front surface of the plasmoid facing the observer when the plasmoid is located at  $\phi \approx 0^\circ$ , i.e. in front of the black hole.

Because of lensing, the emission from the back and side surfaces of the plasmoid can now reach the observer. The emission from the side surface is in the same direction as the plasmoid’s motion and is therefore strongly beamed and Doppler boosted. When it is visible, it will increase the radiation intensity substantially. Although the



first-order lensed emission and the direct emission are both primary emission, the lensed emission, which has a long propagation path, will take a long time to reach the observer. The shift is caused by the contribution of first-order lensed emission and the increase in the amount of shift with increasing viewing inclination angle by the increase in the contribution of the first-order lensed emission with increasing viewing inclination angle. For viewing inclinations close to  $90^\circ$ , the lensed emission is so prominent that it produces a second peak in the light curves.

Note that the plasmoid's emission is also subject to time-dilation effects (transverse Doppler shift and gravitational redshift) which suppress the radiation intensity, in addition to the special-relativistic effects associated with the projection of the plasmoid's orbital velocity into the line of sight. Transverse Doppler shift, a special-relativistic effect, is relatively uniform for low viewing inclination angles. It has larger variations when the plasmoid is viewed at high inclinations, and it is strongest only when the plasmoid is directly in front of or behind the black hole. However, the effect is of second order in the plasmoid velocity and is not expected to be a major contributor to the brightness variations in the light curve. Gravitational redshift is uniform throughout the orbital period, as the plasmoid has a circular orbit and is a fixed distance from the black hole. Hence, it does not introduce brightness variations in the direct emission of the plasmoid.

A key difference between the cases of the Kerr black hole and the Schwarzschild black hole is that the plasmoid's orbit is closer to the event horizon in the case of the Kerr black hole. As a consequence, gravitational lensing and the intensity suppressions due to gravitational redshifts are expected to be stronger. Another difference is that the Kerr black hole is rapidly rotating and literally drags the space-time around it into rotation. On the one hand, rotational frame dragging can redirect the emission, which would otherwise not reach the observer, into the observer's light of sight, but on the other hand it can also spatially smear the beamed emission from the plasmoid.

The light curves of the plasmoid orbiting a Kerr black hole are similar to those of the plasmoid orbiting around a Schwarzschild black hole for viewing inclinations  $i \approx 60^\circ$  or lower (see the top and bottom panels of Fig. 6). This suggests that at these viewing inclinations the brightness modulations are determined mainly by Doppler boosts and relativistic beaming associated with the plasmoid's orbital motion. At high viewing inclination angles ( $i \sim 80^\circ$ – $90^\circ$ ), the differences between the light curves in the two cases become more noticeable. First, there is only one peak present in the light curves of the plasmoid orbiting a Kerr black hole. Secondly, the peaks broaden and there are also substantial amounts of emission extending to orbital phases of 0 and beyond. Interestingly, the peaks are relatively symmetrical and have a round top at moderate viewing inclination angles ( $i \sim 60^\circ$ – $75^\circ$ ), but begin to skew towards the later orbital phases as the viewing inclination increases further. The peak amplitude also drops when  $i$  approaches  $90^\circ$ .

Note that gravitational lensing is important at the highest viewing inclinations. For the Kerr black hole, rotational frame-dragging effects are prominent in space-time near the equatorial plane. At high viewing inclination angles, photons that can reach the observer follow paths which are close to the equatorial plane and the emission is thus affected by rotational frame dragging more strongly at high viewing inclinations than at low viewing inclinations. This distorts the visual appearance of the plasmoid in the image captured by the observer at a specific instance in the local reference frame of the observer. Beam smearing by differential rotational frame dragging explains the substantial drift of the peak in the light curve to the later

orbital phases. Strong gravitational redshifts and rotational frame dragging counteract relativistic beaming and Doppler boosting of the emission at the phases  $\sim 0.55$ – $0.85$  at viewing inclinations close to  $90^\circ$ . This causes the peak to appear asymmetric at these viewing inclinations. The absence of the second peak in the light curves at the viewing inclinations close to  $i = 90^\circ$  is due to the fact that the emission that is beamed in the forward direction of the plasmoid's motion is not strongly focused by gravitational lensing. It also reduces the amplitude of the peak at the viewing inclination of  $89^\circ$ , making it smaller than those at the viewing inclinations of about  $85^\circ$ .

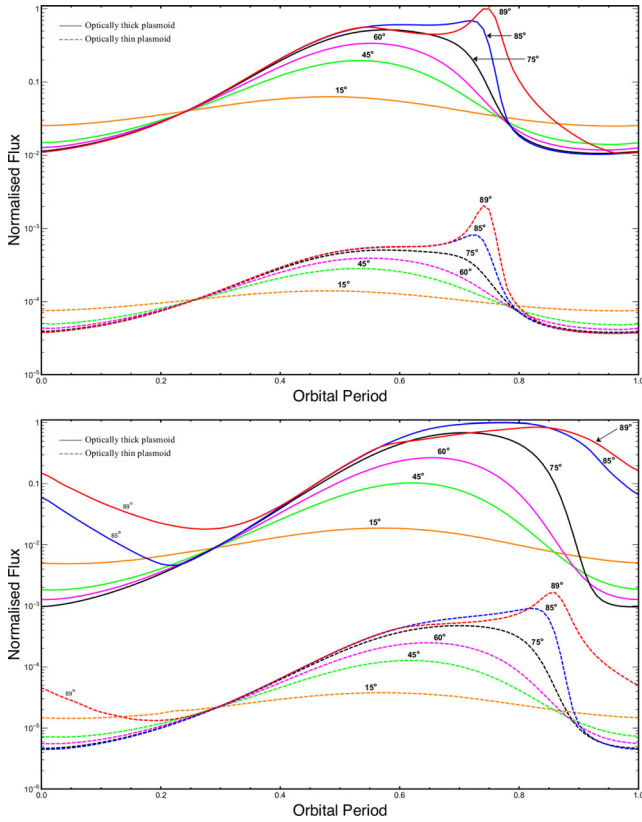
The inclusion of the emission in the higher order images is expected to increase the peak amplitude of the light curve. However, the increase is only substantial at the high viewing inclinations where lensing effects are important. The contribution of the higher order images is more visible when comparing the location of the peaks in the light curves in Figs 6 and 7. The peaks occur in later phases when the emission in the high-order images is included. This can be understood as follows. The higher order lensed emission has a larger propagation path length and hence takes longer to reach the observer. Note that there are also additional peaks that can be formed due to high-order lensing. At  $i = 75^\circ$ , a secondary peak can be seen at the late phases in the light curve for both Schwarzschild and Kerr black holes. At  $i = 89^\circ$ , there is an extra small peak at around phase 0.25 in the light curves for the plasmoid orbiting a Schwarzschild black hole. The effects of multiple-order lensing of high-order lensed emission are more prominent in the case of the Kerr black hole than in the case of the Schwarzschild black hole as the lensed emission is also subject to rotational frame dragging. In some situations, radiation emitted by the plasmoid earlier in an orbit can be severely lensed, such that it may arrive at around the same time as the direct radiation that is emitted by the plasmoid later along its orbital path.

### 3.2 Optically thin plasmoid

The entire volume of an optically thin plasmoid contributes to the radiation, whereas for an opaque emitter only its surface contributes. In the vicinity of a black hole, the differential weighting and geometrical projection of the emission from within an optically thin plasmoid will couple with the plasmoid's relativistic orbital motion and the black hole's gravitational effects (in particular gravitational lensing and rotational frame dragging) to shape the plasmoid's emission light curve. However, such effects are obvious only for sufficiently high viewing inclinations.

Fig. 8 shows that at viewing inclination angles below about  $75^\circ$ , the light curves of an optically thin plasmoid and an opaque plasmoid are similar regardless of the spin of the black hole. At low viewing inclinations, gravitational lensing effects are relatively unimportant. Even when the entire volume of the optically thin plasmoid emits, not much strongly beamed and Doppler boosted emission is additionally lensed into view in the primary image. Gravitational lensing effects are stronger at the higher viewing inclinations. At viewing inclinations close to  $i = 90^\circ$ , the difference between the light curves of plasmoids with different optical thickness becomes noticeable for Schwarzschild and Kerr black holes.

For an isotropic emissivity, the emission from interiors of the plasmoid, which are relativistic beamed and Doppler boosted, can be lensed into view without being restricted by the available projected emission surface that is 'visible' to the observer. The emission from the optically thin plasmoid is therefore more strongly peaked than that of the opaque plasmoid. This leads to a more rapid drop in



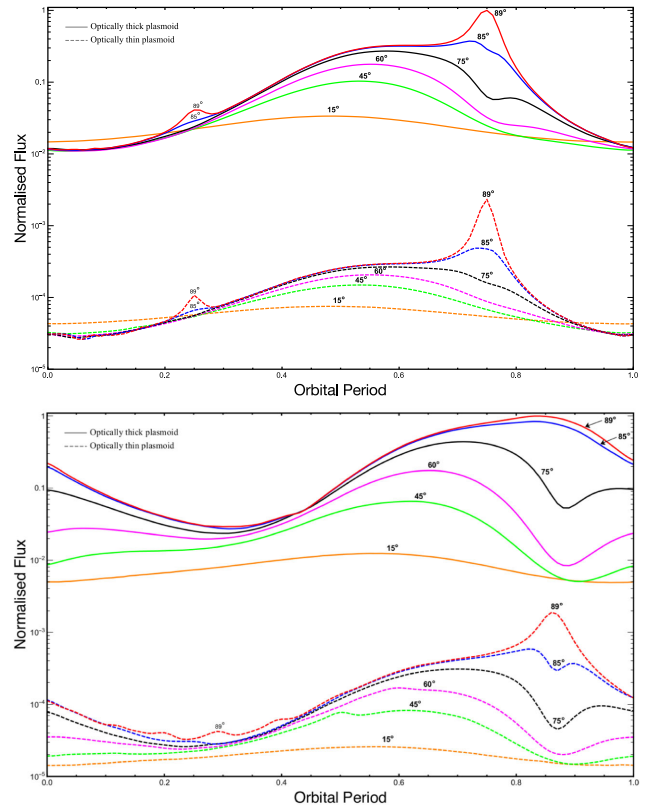
**Figure 8.** Light curves of emission of an optically thin plasmoid (dashed lines) orbiting a Schwarzschild black hole (top panel) and a Kerr black hole with  $a = 0.998$  (bottom panel) for different viewing inclinations. Only the primary image is used in the construction of each light curve. The flux is logarithmically scaled. Colour coding for the light curves is the same as in Figs 6 and 7. The corresponding light curves of an opaque plasmoid (see also Fig. 6) are shown for comparison (solid lines).

the plasmoid’s apparent brightness in the primary image after the brightness peak as compared to the opaque plasmoid.

With the inclusion of the emission in the higher order images (Fig. 9), the differences between the light curves of the optically thin and the opaque plasmoids are more obvious when the plasmoid is transiting the region of maximum blueshift into full view in front of the observer (i.e. at phases 0.5–1.0). The multiple small peaks observed in the light curves of the optically thin plasmoid orbiting a Kerr black hole correspond to accumulation of emission received at later times with respect to the direct emission from the plasmoid. This effect becomes more pronounced as the observer’s inclination angle increases as the contributions of high-order lensed images increase.

### 3.3 Time-corrected light curves

Radiative emissions from different plasmoid locations have different path lengths to travel in order to reach the observer, and these paths are also bent by the black hole’s gravity. Differences in these path lengths lead to differences in light travel times. Thus, at any instant in the observer’s reference frame, two photons arriving simultaneously could have originated from different parts of the plasmoid at different locations in the plasmoid’s orbit. This differential arrival time of the photons would modify the observed light curve of the plasmoid. The light curves presented so far have not taken into account this effect. It is important to quantify how the different photon

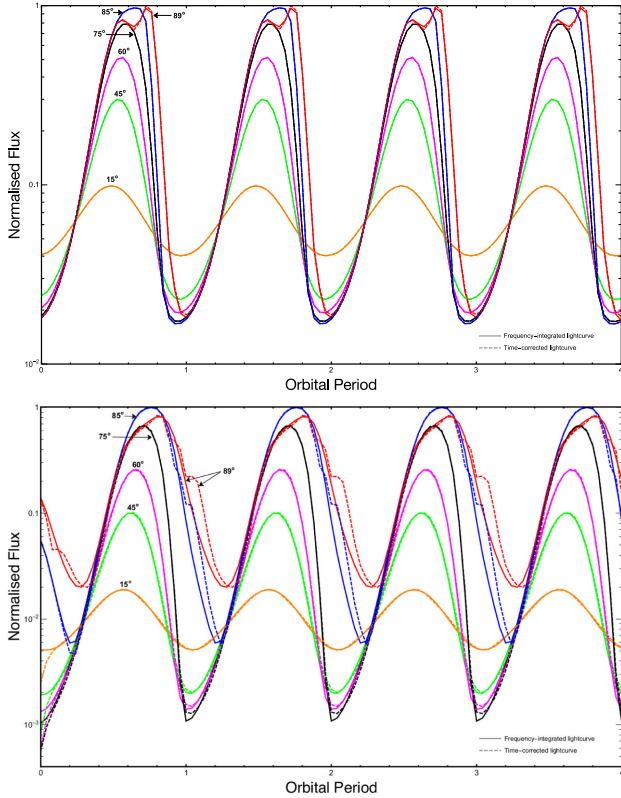


**Figure 9.** As in Fig. 8, but now including the contribution from all image orders.

arrival times will affect the observed emission from the plasmoid during its motion, as well as to determine to what extent a proper time-corrected frequency-integrated light curve will differ from an ‘uncorrected’ light curve. It is also important to determine which system parameters this difference depends on most strongly if we wish to extract system information from the light curves obtained in observations.

In Fig. 10, we compare the ‘uncorrected’ (solid lines) and ‘corrected’ (dashed lines) light curves from an optically thick plasmoid, considering direct emission only. For the Schwarzschild case (top panel), the difference is very small and is most prominent at the peak of the emission at  $i = 89^\circ$ . For the Kerr case (bottom panel), the effect is more noticeable but still mild. The differences are again most pronounced at the highest inclination angles and can be interpreted as a small but non-negligible phase shift of the light curve to later times. This is due to the frame-dragging effect of the Kerr black hole, elongating the geodesics each photon follows before reaching the observer and thus delaying their arrival. As the observer’s inclination angle increases, a larger fraction of all received photons experience the effects of frame dragging before reaching the observer and so this effect of photon time delay on the light curves is more pronounced.

Emission from all image orders is accounted for in the light-curve comparisons presented in Fig. 11. For the case of a Schwarzschild black hole, the difference between the light curves is very small and amounts to a small shift in phase of the light curve, with a modest boost in the emission peak seen at high viewing inclination angles. For the case of the Kerr black hole, the difference between the two light curves is substantial and represents a phase difference of the order of 20 per cent of the orbital period of the plasmoid. This also leads to a more notable shift in the peak of the light curves at high

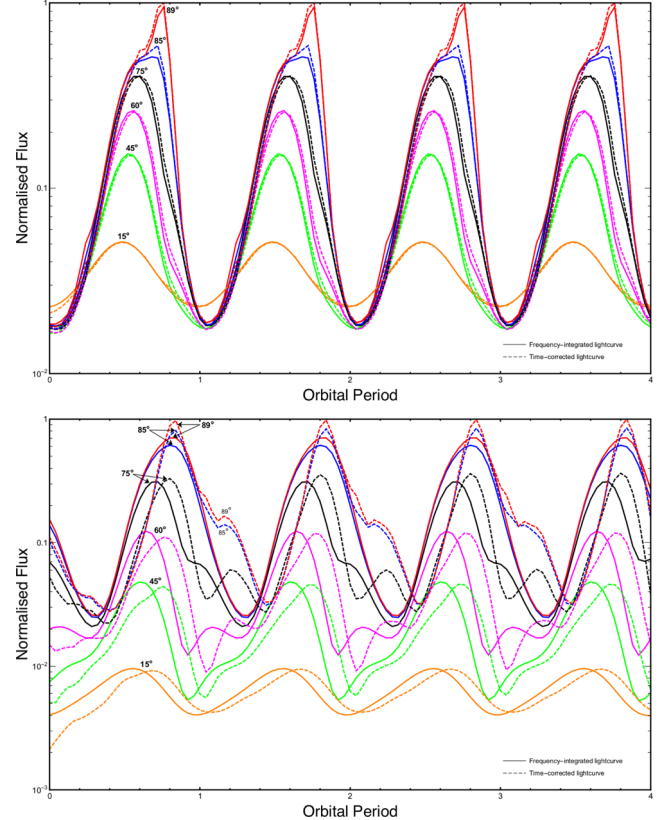


**Figure 10.** Comparison of frequency-integrated light curves (solid lines) and time-corrected light curves (dashed lines) of an optically thick plasmoid viewed over four orbital periods of the plasmoid. Only direct emission is considered. Top and bottom panels (for a Schwarzschild and a Kerr black hole, respectively) take the same parameters as previous light-curve calculations. Same colour coding and panel order as the light curves in the previous figures.

observer inclination angles. We may conclude that when observing plasmoids orbiting close to the event horizon of rapidly rotating black holes, general-relativistic radiative transfer calculations must properly account for the photon arrival time. However, in the case of slowly rotating black holes and plasmoids not in close proximity to the event horizon, a conventional frequency-integrated light curve without consideration of relative photon arrival times is an acceptable approximation.

#### 4 EMISSION FROM AN EJECTED PLASMOID

To avoid complexities that mask the relativistic and dynamical effects that occur at different stages when the plasmoids are launched and the comparison between the ejected plasmoids and the orbiting plasmoids, we adopt a simple scenario where the internal properties of the ejected plasmoids do not evolve substantially over the dynamical time-scale of the system. In other words, the structure and emissivities of the plasmoids remain unchanged before and after launch, and the ejected plasmoids are practically identical to the orbiting plasmoid considered previously. As in Section 3 we consider two demonstrative cases: an optically thick plasmoid and an optically thin plasmoid, both subject to the gravity of a Schwarzschild black hole and a Kerr black hole (with  $a = 0.998$ ). The ejected plasmoids now have a vertical motion, due to MHD processes as

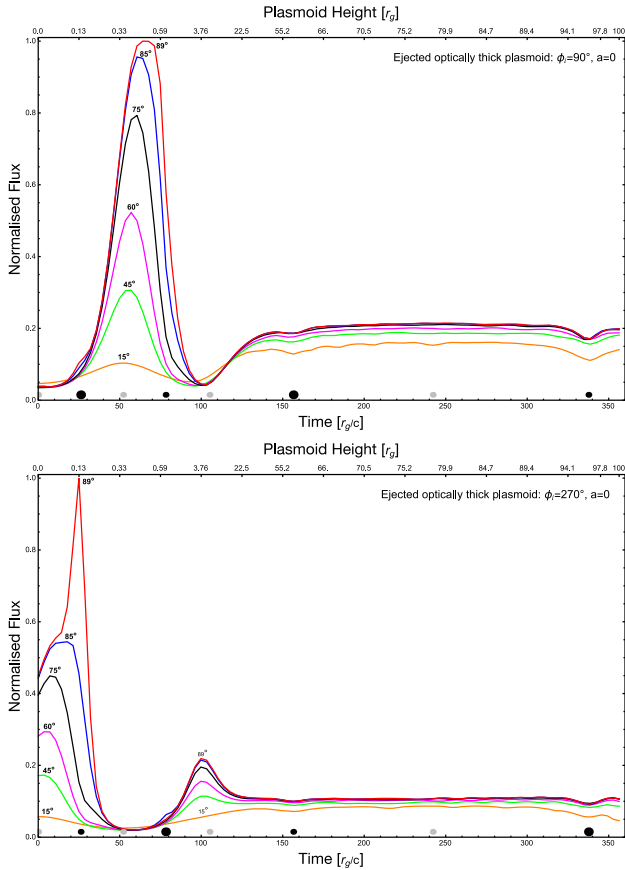


**Figure 11.** As in Fig. 10. All image orders are now considered.

described in Section 2.2.3. The radiative transfer calculations and the procedures to construct the light curves are the same as that for the orbiting plasmoids.

Note that the motion of a magnetically ejected plasmoid had been investigated for a particular set of parameters in the context of infrared flaring emission (see Vincent et al. 2014). The plasmoid in the adopted model of the aforementioned study was ejected and then fell back on to the black hole after attaining a maximum height. Here, with the sporadic outflows observed in some black hole systems in mind, we consider those plasmoids that subsequently break the confinement of the black hole’s gravity and escape from the system.

As shown in the previous sections, gravitational lensing and the arrival time differences of plasmoids with finite sizes are dependent on the location of the plasmoids with respect to the viewing geometry of the black hole and the observer. For the ejected plasmoids, an additional parameter (i.e. the azimuthal parameter  $\phi$ ) is needed to specify the launching site and the relative phases in the light curves. As a demonstration, we show calculations for two cases, corresponding to where the reconnection and subsequent ejection of the plasmoid occurs, namely at the positions  $\phi = 90^\circ$  and  $270^\circ$ . For the Schwarzschild black hole,  $\phi = 90^\circ$  corresponds to the point of maximum redshift and  $\phi = 270^\circ$  to the point of maximum blueshift. These cases provide a good contrast in the emission at the ejection, at least for the case of Schwarzschild black hole. For simplicity, we consider the same cases (i.e.  $\phi = 90^\circ$  and  $270^\circ$  in the case of Kerr black hole). The plasmoid’s initial conditions are taken to be identical to those of the systems in Section 3. Emissions of all image orders are included in the construction of the frequency-integrated light curves of the plasmoids.

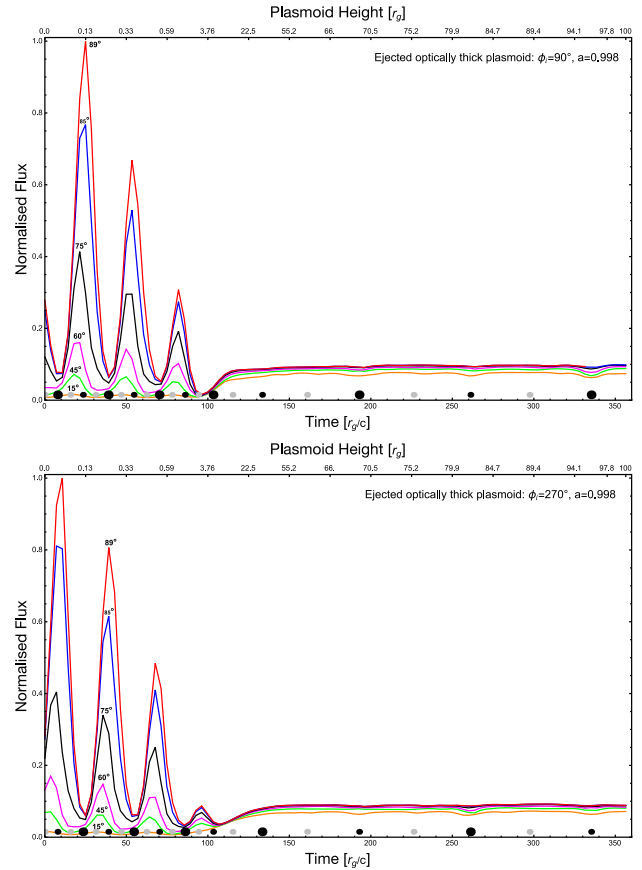


**Figure 12.** Frequency-integrated light curves from an optically thick plasmoid ejected from a Schwarzschild black hole starting from an initial position of  $\phi_i = 90^\circ$  (top panel) and a plasmoid initial position of  $\phi_i = 270^\circ$  (bottom panel). All image orders are considered. Plasmoid height as a function of time is shown on the upper horizontal axis. The small black circles denote when the plasmoid is located at  $\phi = 0^\circ$ . Larger black circles correspond to a plasmoid location of  $\phi = 180^\circ$ . The smaller grey circles located between the aforementioned small and larger black circles correspond accordingly to plasmoid positions of  $\phi = 90^\circ$  and  $270^\circ$ .

#### 4.1 Ejected optically thick plasmoid

Fig. 12 shows the light curve from an optically thick plasmoid ejected from a Schwarzschild black hole. After the rapid acceleration phase between  $\sim 100 r_g/c$  and  $150 r_g/c$ , the light curves become flat and almost featureless, except for small dips in flux when the plasmoid passes in front of ( $\phi = 0^\circ$ ) and behind ( $\phi = 180^\circ$ ) the black hole. These small dips, which are present in all ejected plasmoid light curves, are due to the transverse Doppler shift of the emission as the plasmoid passes across the observer’s line of sight. The relative amplitudes of the fluxes between the light-curve peak prior to rapid acceleration and the (relatively) flat phase of the light curve after this acceleration phase are markedly different in the top and bottom panels of Fig. 12. As this depends on  $\phi$ , it is a marker of where the plasmoid is launched (presumably caused by the magnetic reconnection event at the location).

In Fig. 13, the plasmoid now orbits and is subsequently ejected from within the vicinity of the event horizon of a Kerr black hole. Due to the much shorter orbital time-scale, the plasmoid performs more than three complete orbits before it enters the rapid acceleration phase. After this phase, the light curves also flatten and become almost featureless, as shown in Fig. 12. However, the amplitude and



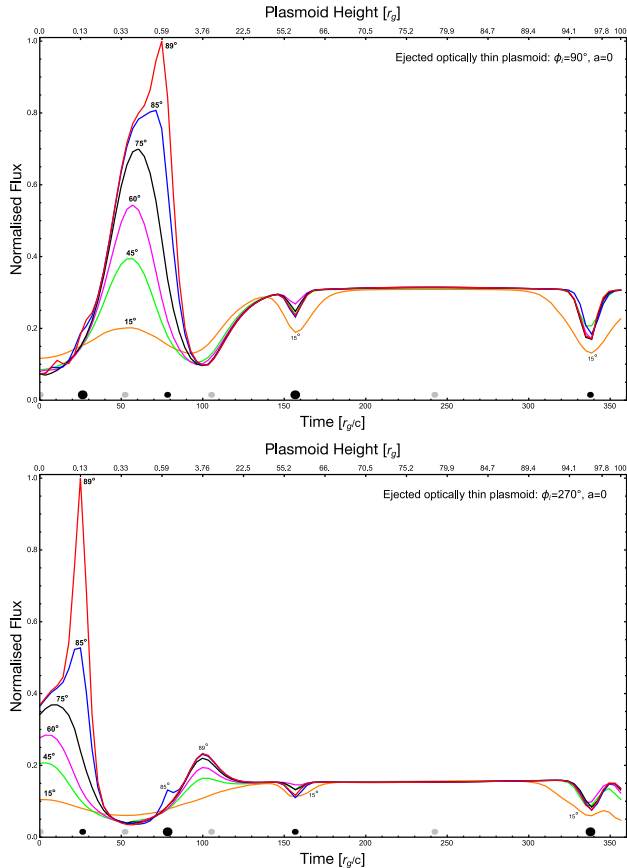
**Figure 13.** As in Fig. 12 but now considering a Kerr ( $a = 0.998$ ) black hole.

morphology of the light curves in both panels of Fig. 13 are very similar and therefore weakly dependent on the launching location of the plasmoid. Thus, the dynamical time-scale of the plasmoid is more dominant in dictating the temporal behaviours of the plasmoid emission as seen by the observer. Differences in the emission from the plasmoid at various azimuthal positions do not have time to manifest and so the emission is in a sense smeared over the entire plasmoid motion.

Unlike in the case of orbiting optically thick plasmoids, the viewing inclination of the system cannot be reliably inferred from the emission light curve of an ejected optically thick plasmoid. However, a constraint on the spin of the black hole can be obtained from the time-scale over which the peak flux of the light curve decays prior to rapid acceleration phase of the ejected plasmoid, where the light curve flattens, since close to the ISCO the plasmoid’s orbital dynamics are determined by the black hole’s rotation.

#### 4.2 Ejected optically thin plasmoids

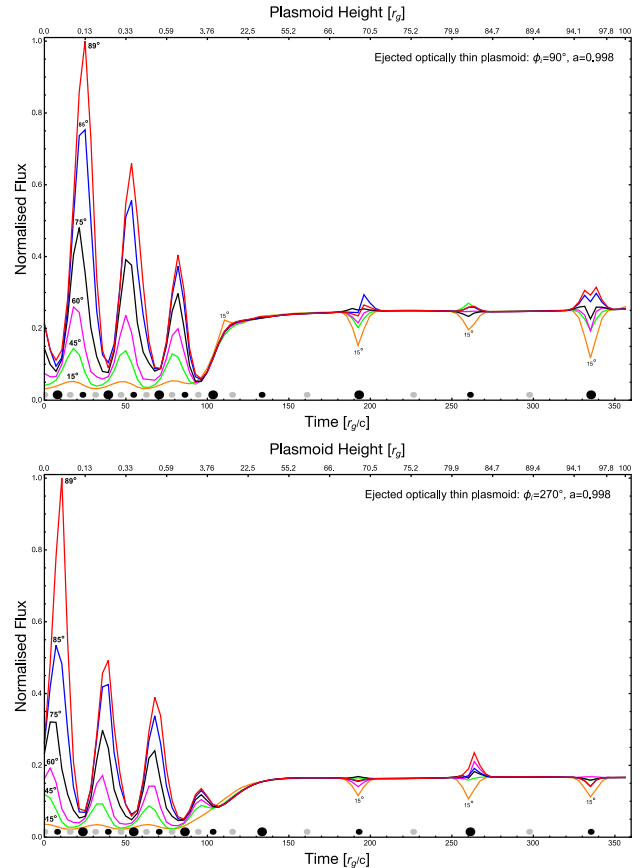
As seen in Section 3.2, comparisons of light curves of optically thin and optically thick orbiting plasmoids have shown that light curves which were very similar to differences in the emission models were ‘smeared’ over the entire orbital phase, yielding a profile akin to an average of the emission over one orbital period. This is expected to be and is indeed the case for an ejected optically thin plasmoid prior to the rapid acceleration phase, when its height changes rapidly. It can be seen in all panels of Figs 14 and 15 (for a Schwarzschild and a Kerr black hole with  $a = 0.998$ , respectively) that optically thin ejected plasmoids exhibit significant peaks and troughs in their



**Figure 14.** Frequency-integrated light curves from an optically thin plasmoid ejected from a Schwarzschild black hole starting from an initial position of  $\phi_i = 90^\circ$  (top panel) and an initial position of  $\phi_i = 270^\circ$  (bottom panel). All image orders are considered.

light curves, when the plasmoid moves in front of, and behind, the black hole (i.e. directly along the observer line of sight, in front of or behind the black hole). For the optically thin plasmoids, these transverse Doppler effects are much more pronounced, owing to the fact that the entire plasmoid contributes to the emission that is observed by the observer.

The morphology of the light curves of the ejected plasmoids depends on the location of the launch location not only in the initial phase but also after the launch. Significant differences between the relative amplitudes of the emission (when the flux is normalized to the peak amplitude) in the post-ejection phase can be seen in Fig. 14 for the two different plasmoid positions. The difference in the relative amplitudes can also be seen in the ejected optically thick plasmoid in the case of the Schwarzschild black hole (cf. Fig. 12). However, for rapidly rotating Kerr black holes, the emission from the optically thin ejected plasmoid is markedly different from the emission from its optically thick counterpart (cf. the light curves in Figs 13 and 15). The relative amplitudes of emission of the plasmoids launched at different locations differ by  $\sim 25$  per cent in the post-ejection phase, as shown in the light curves in the two panels of Fig. 15. This is a result of the entire volume of the ejected plasmoid contributing to the emission. Thus, the relative amplitudes of the peaks, dips and flattened parts of light curves could provide clues as to whether the plasmoid is optical thick or optically thin in the corresponding emission processes (as measured in the local reference frame of the plasmoid).



**Figure 15.** As in Fig. 14 but now considering a Kerr ( $a = 0.998$ ) black hole.

## 5 DISCUSSION AND CONCLUSION

### 5.1 Summary of the results

The formulation for the radiative transfer calculations in this work is fully covariant. It accounts for various gravitational effects due to the black hole as well as the relativistic effects due to the motion of the plasmoid. In the construction of the emission light curves, specific time-keeping and correction procedures have been employed to extract photons from the plasmoid images generated by the ray-tracing and radiative transfer calculations. These procedures ensure that the arrival time of each of the photons in the beamed and (multiple-order) lensed emission from the (same) plasmoid at different locations is registered correctly.

Here we summarize the main results of our calculations.

(i) The plasmoid's emission light curves exhibit complex temporal behaviour as seen by an observer, despite the fact that the emission is constant with respect to time in the plasmoid's local reference frame. The brightness variations are due to gravitational effects of the black hole (in particular, gravitational lensing) which combine with special-relativistic effects of the plasmoid's motion (such as beaming and Doppler boosting), as well as the convolution of these two kinds of effects with the viewing geometry of the system.

(ii) Gravitational lensing modifies the optical path lengths of the emission from the plasmoid to the observer, and hence the emissions from different parts of the plasmoids have differential arrival times. At any instant (in the reference frame of the observer), an image would consist of lensed emission from the plasmoid with many

different lensing orders. To account for the effects from the differential arrival times of the photons and the superposition of lensed emission of multiple image orders, proper time-keeping and time correction procedures are needed when extracting the photons from the images to construct the emission light curve of the plasmoid.

(iii) Relativistic beaming and Doppler boosting due to the motion of the plasmoid cause amplification or suppression of the emission. This introduces brightness variations in the (bolometric) light curves of the plasmoids. Additional complications in the brightness variations will result if the light curve is constructed within a finite photon energy/frequency bandwidth, because of the association of differential arrival times with energy shifts of photons in the emission, when they are evaluated in the reference frame of the observer.

(iv) In the case of the Kerr black hole, rotational frame dragging can give rise to a variety of light-curve morphologies. It can smear an emission beam that is caused by the plasmoid's relativistic motion. Beam smearing will reduce the amplitudes of brightness variations in the light curve. It can also convolve with gravitational lensing, leading to differential energy/frequency shifts of the photons.

(v) Gravitational lensing and rotational frame dragging (due to the black hole's gravity) can at times compete rather than convolve with relativistic beaming and Doppler boosting (due to the motion of the plasmoid). For the ejected plasmoids, relativistic effects eventually dominate. Since the gravitational field strength diminishes as the plasmoid is increasingly further from the black hole, special-relativistic effects arising from the plasmoid's motion become more prevalent.

(vi) The morphology of the plasmoid light curves is dependent on the viewing inclination angle of the system, as gravitational lensing and relativistic boosting are generally more prominent at higher viewing inclination angles. Viewing inclination, however, becomes less relevant for variations in the emission from the ejected plasmoids for distances sufficiently far from the black hole event horizon.

(vii) For the optically thick plasmoids, the emission is from the fraction of the plasmoid surface 'visible' to the observer. For the optically thin plasmoids, the entire plasmoid contributes to the emission that reaches the observer. As gravitational and relativistic effects convolve, not only the viewing geometry of the system but also the optical depth of the plasmoid modifies the emission. The light curves of the optically thick and the optically thin plasmoids do not generally resemble each other.

## 5.2 Remarks and astrophysical implications

### 5.2.1 Emissivity of the plasmoids

To investigate how gravitational and special-relativistic effects introduce brightness variations in the plasmoid's observed light curve, we have adopted a simple prescription within which the plasmoid's emission is isotropic in the local reference frame. Anisotropy, such as beaming, only arises because of the relativistic motion of the emitter with respect to the observer. Moreover, the time-scales on which the energy content and the populations of emitters evolve are assumed to be longer than the dynamical time-scales of the system and the time window within which the light curve is constructed. Thus, the emission from the plasmoid throughout an orbit or the launching process can be treated as constant with respect to time.

The emission from an optically thin, magnetically confined hot plasma is anisotropic, as synchrotron radiation (for the radio emission) depends on the magnetic field configuration, and unsaturated Compton scattering (for the X-rays) depends on the microscopic

and the bulk momentum distributions of the energetic electrons. These anisotropic emissions will be subject to different degrees of light aberration and lensing when the plasmoid is at different azimuthal locations with respect to the observer. Also, the emissivity of such a plasmoid is not constant. The energy distribution and number of energetic electrons within the plasmoid evolve because of particle injection, diffusion losses, acceleration and re-acceleration, radiative and adiabatic cooling, and energy exchange between the electrons and other particle species. Developing a self-consistent model for the time-dependent evolution of emission from the plasmoid would require solving the radiative transfer equation together with the energy transport equations for different species of charged particles, along with the structural evolution and dynamical evolution equations of the plasmoid. Although such calculations will provide more reliable models to explain the variable emission observed in compact sources, e.g. the flares from Sgr A\* at different wavebands, these complexities are beyond the scope of this work and warrant an independent study.

In spite of this, the results, e.g. the light curves, shown in Sections 3 and 4 still provide very useful insights into interpreting flares and variations in the emission from plasmoid ejections that evolve. Here is an illustration. Flares associated with solar CMEs (see Aschwanden et al. 2009) often have a fast-rise slow-decay profile (Li, Mickey & LaBonte 2005), and such brightness profiles are also found in flares in the accretion disc around a protostar or a T Tauri star (see Hayashi, Shibata & Matsumoto 1996; Uzawa et al. 2011). If the flares associated with a solar CME-like plasmoid ejection in an accreting disc around a black hole also have intrinsic fast-rise slow-decay profiles, what signatures would we expect to see in the light curve? For a Newtonian system, a time-dependent emission could retain its intrinsic characteristic temporal profile in the observed light curve, provided that instrumental distortion is not severe, i.e. the signature of fast-rise slow-decay would be recovered in the observational data. This, however, will not be guaranteed for flares associated with a plasmoid ejection that occurs in the vicinity of a black hole. If the time-scales of the brightness variations of a flare are comparable with the dynamical time-scales of the system, the stretching and compression of the time variabilities will be very sensitive to the location of where the variabilities arise. In this situation, gravitational lensing and time dilation can stretch the initial rise phase while relativistic beaming can compress the subsequent decay phase, when the plasmoid, which is launched at a certain azimuthal location at the inner accretion disc, is viewed at a high inclination angle. A fast-rise slow-decay flare could lose its characteristics, and it may even appear to be time-reversal symmetric, or as slow-rise fast-decay, in the observations.

### 5.2.2 Dynamics of plasmoid ejection

A plasmoid is an extended body. In our calculations, the plasmoid is assumed to be rigidly held together, with all material within moving at the same velocity. How does this assumption affect the results that we have obtained? Studies (see Schnittman & Bertschinger 2004; Broderick & Loeb 2005; Schnittman & Rezzolla 2006; Schnittman, Krolik & Hawley 2006; Yang & Wang 2013; Li, Kong & Bambi 2014) indicate that the spectrograms and light curves from an emitting plasma blob in the vicinity of a black hole are weakly dependent on the size of the emitter. However, a finite-size plasmoid near a black hole will be subject to a strong tidal force, which will cause it to deform over the course of its orbital motion around the black hole. This tidal effect is dynamically important (see Mashhoon 1975;

Carter & Luminet 1983; Christian & Loeb 2015). There is much scope to improve the underlying dynamical model of the plasmoid itself. The model adopted in this study (see Yuan et al. 2009) is essentially Newtonian, and it only accounts for the vertical motion of the plasmoid. Tracking and resolving magnetic reconnection events and their subsequent flaring within GRMHD simulations (e.g. De Villiers et al. 2003; Mościbrodzka et al. 2014; Chan et al. 2015) will naturally provide a more realistic dynamical model for the plasmoid motion and ejection. Nevertheless, self-consistently coupling such simulations with radiative transfer calculations is beyond the scope of this work and it is more appropriate to leave it for future studies.

### 5.2.3 Further remarks

So far we have considered isolated plasmoids before or after launching and have ignored the ‘background’ emission from the other components in the system when constructing the light curves. The emission from the accretion disc itself may vary. There are also emissions from structures associated with (but external to) the plasmoid, such as the protruding magnetic arcade hotspots in the accretion disc. The formulation for the general-relativistic radiative transfer calculations is generic. The results that we have obtained from the radiative transfer calculations for the emission from orbiting and ejected plasmoids can easily be generalized and provide insights into broader astrophysics problems, in particular those concerning time variabilities in emission from structures in relativistic accretion discs and outflows near a black hole.

Analogous to the solar corona, accretion disc coronae exhibit a variety of eruptive magnetic activities (Beloborodov 1999). In the CME model for plasmoid ejections modelled in this work, before the full development of the plasmoid and its subsequent ejection, magnetic filaments and flux ropes must have been formed in the accretion disc corona (cf. solar CME formation; see Chen 2011; Janvier et al. 2013). Similar to those in the solar corona, these magnetic arcades confine hot thermal plasmas and generate non-thermal energetic charged particles, through shocks within, and plasma and MHD processes in the interfacing region, where the footpoints of the arcades anchor on to the accretion disc. These magnetic features emit radiation as plasmoids. If the linear extent of the magnetic arcades is small (relative to the length-scale on which the local gravitational curvature radius is defined), they may be treated as a (spherical) plasmoid as a first approximation. Since they are optically thin to the radiative processes, the temporal properties of their emission would resemble those of the orbiting optically thin plasmoid (see Section 3.2), although in this case the anisotropy of the emission would need to be considered in the radiative transfer calculations.

Hotspots in the accretion disc can be generated by streaming particles and high-energy radiation from the plasmoid and the magnetic arcades, or by irradiation of the X-rays from the plasmoid. Magnetic reconnection associated with CMEs can produce extremely energetic charged particles. They stream down following the magnetic field lines in the flux ropes and deposit their energies into the denser surface layer of the accretion disc, creating (two) hotspots at the flux-rope footpoints (cf. solar CME; see Brown et al. 2009; Lin 2011; Gordovskyy et al. 2014). Thermal free-free X-rays will be emitted from these hotspots, and the emission will be gravitationally lensed and relativistically boosted. Moreover, each hotspot is a 2D surface. Thus, the emission from the hotspots will exhibit temporal properties similar to the emission from orbiting (opaque) plasmoids. The formation processes of hotspots by irradiation

of hard X-rays from the plasmoid are similar to the formation of hot layers by external irradiation of accretion discs in accreting compact objects, except that the former is a more localized effect. The hotspots produced by hard X-ray irradiation of the plasmoid would show spectra with edges and line features (Matt, Fabian & Ross 1993; Magdziarz & Zdziarski 1995; Ross, Fabian & Young 1999), which will be subject to gravitational and relativistic effects (see e.g. Matt et al. 1993; Lee et al. 2009). The emission from these irradiation-induced hotspots will show temporal properties similar to those of the emission from orbiting opaque plasmoids.

The CME plasmoid ejection model was invoked originally to explain the episodic outflows from galactic centres, e.g. Sgr A\* (Yuan et al. 2009). Here we show explicit radiative transfer calculations of the emission from the plasmoid for various system configurations. In reality, the CME plasmoid could co-exist with a more continuous large-scale outflow, such as the GRMHD flow described in Pu et al. (2015). The emission from the plasmoid would superimpose with the emission from the large-scale outflow, which will be observed to show intrinsic variabilities due to instabilities within the flow or wave formation in the flow. If the emission of the large-scale flow fluctuates or varies on time-scales similar to the dynamical time-scales of the plasmoid, then it will become non-trivial to entangle the variabilities of the emission from the plasmoid ejections and from the large-scale flow.

### 5.3 Conclusion

Gravitational and relativistic effects on emission from orbiting and ejected plasmoids in the vicinity of a black hole were investigated. These effects introduced time variability in the plasmoid’s observed emission. Light curves of the plasmoid’s emission at various plasmoid locations and viewing geometries of the system were calculated for a Schwarzschild and a Kerr black hole.

For the plasmoid in orbit close to the black hole, the emission is smeared over the sky due to gravitational lensing. At high inclination angles, gravitational lensing can produce an Einstein ring, magnifying the emission from the plasmoid by factors of  $\sim 10$ – $100$ . In the corresponding frequency-integrated light curves, as the inclination angle increases, the emission becomes sharply peaked due to relativistic beaming and gravitational lensing. This also causes the light curves to be skewed towards later times. At the highest inclinations, gravitational lensing dominates over relativistic beaming, and the light curves become double-peaked. The light curves are very sensitive to the orbital period of the plasmoid, and hence the spin of the black hole, as well as observer inclination angle. The presence of separated double peaks in the observed light curves can potentially constrain the black hole spin.

A dynamical and kinematic model based on a solar CME-like magnetically driven plasmoid ejection was then employed to determine motion of the plasmoid as the ejection progressed. With the plasmoid position and momentum at each point in time specified, the emission from the plasmoid was calculated, and the observed light curves during the first  $100 r_g$  of its vertical motion were constructed. We have found that the light curves were sensitive to initial azimuthal position, either greatly enhancing or suppressing the appearance of the rapid acceleration phase of the plasmoid. The rapid acceleration phase time-scale was found to be consistent across all light curves and independent of intrinsic black hole parameters. Near the event horizon, when the orbital time-scale is of the order of the light-crossing time-scale of the system, photon time delay effects became significant. By properly and self-consistently accounting for photon arrival time effects convolved with all

relativistic effects, we obtained light curves distinct from conventional uncorrected light curves. Relative time delays between photons, between photons and the emitting medium, and between photons and the observer are extremely important effects which have many consequences for the observed emission in these systems.

The general-relativistic radiative transfer calculations and the procedures for light-curve construction presented in this work are generic. The results from the calculations of time variabilities in the observed emission from orbiting and ejected plasmoids provide useful insights for the study of related relativistic systems, such as emission from eruptive magnetic flares or hotspots in relativistic accretion discs around black holes.

## ACKNOWLEDGEMENTS

We thank P. F. Chen and D. Baker for discussions on the theoretical and observational aspects of coronal eruptive processes in the Sun. ZY is supported by an Alexander von Humboldt Fellowship and acknowledges support from the ERC Synergy Grant ‘BlackHoleCam – Imaging the Event Horizon of Black Holes’ (Grant 610058). This research has made use of NASA’s Astrophysics Data System.

## REFERENCES

- Aschwanden M. J., Wuelser J. P., Nitta N. V., Lemen J. R., 2009, *Sol. Phys.*, 256, 3
- Baganoff F. K. et al., 2001, *Nature*, 413, 45
- Balbus S. A., 2003, *ARA&A*, 41, 555
- Balbus S. A., Hawley J. F., 2003, in Falgarone E., Passot T., eds, *Lecture Notes in Physics*, Vol. 614, *Turbulence and Magnetic Fields in Astrophysics*. Springer-Verlag, Berlin, p. 329
- Baschek B., Efimov G. V., von Waldenfels W., Wehrse R., 1997, *A&A*, 317, 630
- Beloborodov A. M., 1999, *ApJ*, 510, L123
- Berger M. A., 1984, *Geophys. Astrophys. Fluid Dyn.*, 30, 79
- Biretta J. A., Meisenheimer K., 1993, in Röser H.-J., Meisenheimer K., eds, *Lecture Notes in Physics*, Vol. 421, *Jets in Extragalactic Radio Sources*. Springer-Verlag, Berlin, p. 159
- Brinkerink C. D. et al., 2015, *A&A*, 576, A41
- Broderick A. E., Loeb A., 2005, *MNRAS*, 363, 353
- Brown J. C., Turkmani R., Kontar E. P., MacKinnon A. L., Vlahos L., 2009, *A&A*, 508, 993
- Carter B., Luminet J.-P., 1983, *A&A*, 121, 97
- Chan C.-K., Psaltis D., Özel F., Narayan R., Sądowski A., 2015, *ApJ*, 799, 1
- Chen P. F., 2011, *Living Rev. Sol. Phys.*, 8, 1
- Christian P., Loeb A., 2015, *Phys. Rev. D*, 91, 101301
- De Villiers J.-P., Hawley J. F., Krolik J. H., 2003, *ApJ*, 599, 1238
- De Villiers J.-P., Hawley J. F., Krolik J. H., Hirose S., 2005, *ApJ*, 620, 878
- Démoulin P., 2007, *Adv. Space Res.*, 39, 1674
- Dexter J., Agol E., 2009, *ApJ*, 696, 1616
- Dexter J., Kelly B., Bower G. C., Marrone D. P., Stone J., Plambeck R., 2014, *MNRAS*, 442, 2797
- Dovčiak M., Karas V., Matt G., 2006, *Astron. Nachr.*, 327, 993
- Eckart A. et al., 2006, *A&A*, 450, 535
- Fender R. P., Garrington S. T., McKay D. J., Muxlow T. W. B., Pooley G. G., Spencer R. E., Stirling A. M., Waltman E. B., 1999, *MNRAS*, 304, 865
- Forbes T. G., 2000, *J. Geophys. Res.*, 105, 23153
- Fuerst S. V., Wu K., 2004, *A&A*, 424, 733
- Fuerst S. V., Wu K., 2007, *A&A*, 474, 55
- Genzel R., Schödel R., Ott T., Eckart A., Alexander T., Lacombe F., Rouan D., Aschenbach B., 2003, *Nature*, 425, 934
- Ginzburg V. L., Syrovatskii S. I., 1965, *ARA&A*, 3, 297
- Gordovskyy M., Browning P. K., Kontar E. P., Bian N. H., 2014, *A&A*, 561, A72
- Hannikainen D. C. et al., 2009, *MNRAS*, 397, 569
- Hayashi M. R., Shibata K., Matsumoto R., 1996, *ApJ*, 468, L37
- Janvier M., Aulanier G., Pariat E., Démoulin P., 2013, *A&A*, 555, A77
- Kliem B., Linton M. G., Török T., Karlický M., 2010, *Sol. Phys.*, 266, 91
- Lee K.-G., Wu K., Fuerst S. V., Branduardi-Raymont G., Crowley O., 2009, *Res. Astron. Astrophys.*, 9, 377
- Li J., Mickey D. L., LaBonte B. J., 2005, *ApJ*, 620, 1092
- Li Z., Kong L., Bambi C., 2014, *ApJ*, 787, 152
- Lin R. P., 2011, *Space Sci. Rev.*, 159, 421
- Lin J., Forbes T. G., 2000, *J. Geophys. Res.*, 105, 2375
- Lin J., Mancuso S., Vourlidas A., 2006, *ApJ*, 649, 1110
- Machida M., Hayashi M. R., Matsumoto R., 2000, *ApJ*, 532, L67
- Magdziarz P., Zdziarski A. A., 1995, *MNRAS*, 273, 837
- Marrone D. P. et al., 2008, *ApJ*, 682, 373
- Marscher A. P., Jorstad S. G., Gómez J.-L., Aller M. F., Teräsranta H., Lister M. L., Stirling A. M., 2002, *Nature*, 417, 625
- Mashhoon B., 1975, *ApJ*, 197, 705
- Matt G., Fabian A. C., Ross R. R., 1993, *MNRAS*, 262, 179
- Meyer L., Eckart A., Schödel R., Duschl W. J., Mužić K., Dovčiak M., Karas V., 2006, *A&A*, 460, 15
- Meyer L., Do T., Ghez A., Morris M. R., Witzel G., Eckart A., Bélanger G., Schödel R., 2008, *ApJ*, 688, L17
- Mirabel I. F., Rodríguez L. F., 1994, *Nature*, 371, 46
- Mirabel I. F., Dhawan V., Chaty S., Rodríguez L. F., Martí J., Robinson C. R., Swank J., Geballe T., 1998, *A&A*, 330, L9
- Mościbrodzka M., Falcke H., Shiokawa H., Gammie C. F., 2014, *A&A*, 570, A7
- Nakamura M., Garofalo D., Meier D. L., 2010, *ApJ*, 721, 1783
- Neilsen J. et al., 2013, *ApJ*, 774, 42
- Noble S. C., Leung P. K., Gammie C. F., Book L. G., 2007, *Class. Quantum Grav.*, 24, 259
- Owen F. N., Hardee P. E., Cornwell T. J., 1989, *ApJ*, 340, 698
- Pacholczyk A. G., 1970, *Radio Astrophysics. Nonthermal Processes in Galactic and Extragalactic Sources*. Freeman & Co., San Francisco
- Pu H.-Y., Nakamura M., Hirotani K., Mizuno Y., Wu K., Asada K., 2015, *ApJ*, 801, 56
- Reid M. J., Biretta J. A., Junor W., Muxlow T. W. B., Spencer R. E., 1989, *ApJ*, 336, 112
- Ross R. R., Fabian A. C., Young A. J., 1999, *MNRAS*, 306, 461
- Schnittman J. D., Bertschinger E., 2004, *ApJ*, 606, 1098
- Schnittman J. D., Rezzolla L., 2006, *ApJ*, 637, L113
- Schnittman J. D., Krolik J. H., Hawley J. F., 2006, *ApJ*, 651, 1031
- Stevens J. A., Hannikainen D. C., Wu K., Hunstead R. W., McKay D. J., 2003, *MNRAS*, 342, 623
- Tingay S. J. et al., 1995, *Nature*, 374, 141
- Török T., Kliem B., 2007, *Astron. Nachr.*, 328, 743
- Unwin S. C., Cohen M. H., Hodges M. W., Zensus J. A., Biretta J. A., 1989, *ApJ*, 340, 117
- Uzawa A. et al., 2011, *PASJ*, 63, 713
- van der Laan H., 1966, *Nature*, 211, 1131
- Vincent F. H., Paumard T., Perrin G., Varniere P., Casse F., Eisenhauer F., Gillessen S., Armitage P. J., 2014, *MNRAS*, 441, 3477
- Wu K., Fuerst S. V., Mizuno Y., Nishikawa K.-I., Branduardi-Raymont G., Lee K.-G., 2008, *Chin. J. Astron. Astrophys. Suppl.*, 8, 226
- Yang X., Wang J., 2013, *ApJS*, 207, 6
- Younsi Z., Wu K., Fuerst S. V., 2012, *A&A*, 545, A13
- Yuan F., Lin J., Wu K., Ho L. C., 2009, *MNRAS*, 395, 2183
- Yusef-Zadeh F., Roberts D., Wardle M., Heinke C. O., Bower G. C., 2006, *ApJ*, 650, 189
- Zamaninasab M. et al., 2011, *MNRAS*, 413, 322

This paper has been typeset from a  $\text{\TeX}/\text{\LaTeX}$  file prepared by the author.