


# BMJ Open The association of degree of polypharmacy before and after among hospitalised internal medicine patients and clinical outcomes: a retrospective, population-based cohort study

Freyja Jonsdottir <sup>1,2</sup>, Anna B Blondal,<sup>1,3</sup> Adalsteinn Gudmundsson,<sup>2,4</sup> Ian Bates,<sup>5</sup> Jennifer Mary Stevenson,<sup>6,7</sup> Martin I Sigurdsson<sup>2,4</sup>

**To cite:** Jonsdottir F, Blondal AB, Gudmundsson A, *et al.* The association of degree of polypharmacy before and after among hospitalised internal medicine patients and clinical outcomes: a retrospective, population-based cohort study. *BMJ Open* 2024;**14**:e078890. doi:10.1136/bmjopen-2023-078890

► Prepublication history and additional supplemental material for this paper are available online. To view these files, please visit the journal online (<https://doi.org/10.1136/bmjopen-2023-078890>).

Received 15 August 2023  
Accepted 15 March 2024



© Author(s) (or their employer(s)) 2024. Re-use permitted under CC BY-NC. No commercial re-use. See rights and permissions. Published by BMJ.

For numbered affiliations see end of article.

## Correspondence to

Dr Freyja Jonsdottir;  
freyjaj@hi.is

## ABSTRACT

**Objectives** To determine the prevalence and incidence of polypharmacy/hyperpolypharmacy and which medications are most prescribed to patients with varying burden of polypharmacy.

**Design** Retrospective, population-based cohort study.

**Setting** Iceland.

**Participants** Including patients (≥18 years) admitted to internal medicine services at Landspítali – The National University Hospital of Iceland, between 1 January 2010 with a follow-up of clinical outcomes through 17 March 2022.

**Main outcomes measures** Participants were categorised into medication use categories of non-polypharmacy (<5), polypharmacy (5–10) and hyperpolypharmacy (>10) based on the number of medications filled in the year pre-discharge and post-discharge. The primary outcome was prevalence and incidence of new polypharmacy. Secondary outcomes were mortality, length of hospital stay and re-admission.

**Results** Among 85 942 admissions (51% male), the median (IQR) age was 73 (60–83) years. The prevalence of pre-admission non-polypharmacy was 15.1% (95% CI 14.9 to 15.3), polypharmacy was 22.9% (95% CI 22.6 to 23.2) and hyperpolypharmacy was 62.5% (95% CI 62.2 to 62.9). The incidence of new post-discharge polypharmacy was 33.4% (95% CI 32.9 to 33.9), and for hyperpolypharmacy was 28.9% (95% CI 28.3 to 29.5) for patients with pre-admission polypharmacy. Patients with a higher level of medication use were more likely to use multidose drug dispensing and have a diagnosis of adverse drug reaction. Other comorbidities, including responsible subspecialty and estimates of comorbidity and frailty burden, were identical between groups of varying polypharmacy. There was no difference in length of stay, re-admission rate and mortality.

**Conclusions** Pre-admission polypharmacy/hyperpolypharmacy and post-discharge new polypharmacy/hyperpolypharmacy is common amongst patients admitted to internal medicine. A higher level of medication use category was not found to be associated with demographic, comorbidity and clinical outcomes. Medications that are frequently inappropriately prescribed

## STRENGTHS AND LIMITATIONS OF THIS STUDY

- ⇒ Connection between the nationwide prescription database, which included 95% of prescriptions in Iceland, with clinical data from hospital and primary care settings.
- ⇒ Comprehensive examination of all tertiary care and most of secondary care of internal medicine patients in Iceland, as Landspítali is the main referral hospital for the country.
- ⇒ Extended study period allowing many patients in the study cohort.
- ⇒ Limitations include the absence of information on the patient's medication adherence, which may lead to an overestimation of the prevalence of polypharmacy and hyperpolypharmacy.
- ⇒ The study does not include over-the-counter medications, which may lead to an underestimation of polypharmacy and hyperpolypharmacy.

were among the most prescribed medications in the group. An increased focus on optimising medication usage is needed after hospital admission.

**Trial registration number** NCT05756400.

## INTRODUCTION

Polypharmacy refers to the simultaneous use of multiple medicines.<sup>1</sup> The most widely accepted definition for polypharmacy refers to the use of 5 or more medications, but more recently, hyperpolypharmacy has been defined as the use of 10 or more medications.<sup>2</sup> Polypharmacy has predominantly been studied in older populations,<sup>3–5</sup> and only a minority of studies describe the epidemiology in populations including younger adults.<sup>1,6</sup> The prevalence varies among studies depending on study settings, applied definitions and study period. A recent meta-analysis reported pooled prevalence of polypharmacy was 37% (95% CI 31% to 43%).<sup>7</sup> The Global



Patient Safety Challenge, released by WHO in 2017, highlights high-risk situations, polypharmacy and transitions of care as three key areas to focus on to prevent avoidable medication-related harm.<sup>8</sup>

Improved survival of the population will likely result in increased burden of multimorbidity and, consequently, polypharmacy in the upcoming years.<sup>9–11</sup> Increasing multimorbidity and associated polypharmacy is associated with several adverse health consequences, including increased likelihood of potentially inappropriate prescribing,<sup>12</sup> hospitalisation,<sup>13–15</sup> re-admission<sup>16</sup> and death.<sup>15 17 18</sup> Prescription of multiple medications simultaneously may be appropriate and clinically needed in certain instances. Nevertheless, inappropriate prescribing of multiple medications simultaneously contributes to adverse health outcomes if medications are used when no longer clinically indicated.<sup>19</sup> Polypharmacy is associated with higher age (45% ≥65 years vs 25% <65 years), and management in certain healthcare settings have been identified as patient-related risk factors for developing polypharmacy (community 20% vs outpatients 37% vs inpatients 52%).<sup>7</sup>

Studies have shown that a medication review, where healthcare professionals identify inappropriate prescribing during hospitalisation, is associated with reduced risk of re-admission.<sup>20 21</sup> Deprescribing is ‘the withdrawal process of an inappropriate medication, supervised by a health care professional with the goal of managing polypharmacy and improving outcomes, and should be a part of a medication review’.<sup>22–24</sup> Clinical trials on safety aspects of new medicine usually exclude older patients with multiple comorbidities, which may lead to limited knowledge of the potential risk of taking numerous medications.<sup>25</sup> Additionally, there has been a significant increase in clinical guidelines addressing specific conditions that risk shifting the focus on individual conditions rather than how multiple coexisting conditions and their treatments interact.<sup>7 26 27</sup> System-related risk factors for polypharmacy include poorly updated medical records and automated medication re-prescribing.<sup>28</sup>

Polypharmacy in patients admitted to internal medicine is likely prevalent as this population carries a significant burden of comorbidities and frailty. Furthermore, an acute admission to the internal medicine ward may increase the burden of polypharmacy.

The study aimed to determine the prevalence of preadmission polypharmacy and incidence of postdischarge polypharmacy/hyperpolypharmacy and their association with patient factors, admitting subspecialty, and clinical outcomes.

We hypothesised that pre-discharge and postdischarge polypharmacy is common, especially among: (1) Older patients and (2) Patients with a high comorbidity and frailty burden. We further hypothesised that preadmission polypharmacy and hyperpolypharmacy were associated with: (1) Increased short-term and long-term mortality; (2) A more extended primary hospitalisation; and (3) A higher risk of re-admission.

## METHODS

### Study population

The study was a retrospective, population-based cohort study that included all patients ≥18 years hospitalised in internal medicine wards at Landspítali – The National University Hospital of Iceland during the study period between 1 January 2010, with a follow-up of clinical outcomes through 17 March 2022. The hospital serves as the primary hospital for approximately 75% of the nation and the tertiary hospital for the whole country. While the hospital has subspecialty-specific wards (eg, haematology, oncology, cardiology, pulmonology), patients with generic admission diagnoses not requiring subspecialty care are often admitted to general internal medicine or any subspecialty wards with bed availability.

All data sources used for research were de-identified before statistical analysis, and all work was compliant with the General Data Protection Regulation of the European Union. The study protocol was published on clinicaltrials.gov before analysis (NCT05756400), and the study reporting adheres to the STROBE guideline reporting of observational studies in epidemiology.<sup>29</sup>

### Patient and public involvement

None

### Clinical data

The processing of variables for this study from various electronic data sources resulted in the generation of the Icelandic Internal Medicine Database. This retrospective database includes clinical data on all patients admitted to internal medicine services at Landspítali – the National University Hospital of Iceland, between 1 January 2010 and 31 December 2020. The database contains baseline patient characteristics such as gender, age and admitting internal medicine subspecialty. If the patient was transferred between services (1.8% of admissions), the service primarily available for the admission was documented as the admitting service. The database also included information on whether the patient was admitted to the intensive care unit and whether the admission was linked to rehabilitation, geriatric or palliative care services following discharge from the acute service. Information on the date of admission and discharge, as well as the length of acute admission and length of acute and rehabilitation admission, was also registered. An admission to the internal medicine ward was defined as any admission for patients to an inpatient status within internal medicine service regardless of its duration. This excluded patients who solely received care in the acute and emergency departments.

Patient comorbidities were gathered from hospital information and primary care coded with the International Statistical Classification of Diseases, and Related Health Problems, tenth revision, (ICD10) classification system, and these diagnoses were also used to estimate the comorbidity and frailty burden using the van Walraven Modified Score,<sup>30</sup> the Elixhauser Comorbidity Index<sup>31</sup>

and the Hospital Frailty Risk Score.<sup>32</sup> Information on the date of death was collected from the Iceland Causes of Death Register. While establishing this Internal Medicine Database, no patients were lost to follow-up for mortality outcomes. Adverse drug reactions were defined as any documentation of ICD10 codes for adverse drug effects (Y40–59, X40–59, T36–59).

### Medication data

Information on filled/dispensed medications from the Prescription Medicines Registry of the Directorate of Health database spanning 1 year before admission and 1 year postdischarge was gathered. The Icelandic Prescription Registry provides real-time information about all outpatient drug prescriptions in Iceland. Its accuracy is estimated frequently by comparing prescribed medications against dispensed medications and is estimated to be 95%. The database includes all prescribed regular and as-required drugs but does not include over-the-counter, topical and herbal medications. Medication information was coded based on the Anatomical Therapeutic Chemical (ATC) classification. The database also includes information that can be used to identify whether a multidose drug dispensing service was used.<sup>33</sup>

### Exposure variable definition

The primary exposure was the extent of medication use, defined as the number of different medications filled in the year preceding (preadmission) and the year following discharge (postdischarge). Patients were separated into three groups based on these medication use categories of non-polypharmacy (<5), polypharmacy<sup>5–9</sup> and hyperpolypharmacy (≥10) based on their preadmission and postdischarge medication filling. Furthermore, the number of medications within different anatomical/pharmacological groups (ATC first level) and pharmacological/therapeutic subgroups (ATC second level) filled in the year preceding and following admissions were counted. The medication use category was also estimated after eliminating antibiotics from the medication database to estimate the burden of polypharmacy without antibiotics. The additional analysis was done to evaluate for how many patients the inclusion of antibiotics would change the polypharmacy/hyperpolypharmacy classification.

### Outcome data

Primary outcomes included prevalence of preadmission and incidence of new postdischarge polypharmacy. Secondary outcomes were mortality (short-term, < 30 days and long-term mortality), length of hospital stay (number of days, ≥10 days) and re-admission (number of days until re-admission, re-admission <30 days).

### Statistical analysis

Data analysis was undertaken from December 2022 through March 2023. All statistical analyses for this study were conducted using R V.4.2.2 (The R Foundation for Statistical Computing R, Vienna, Austria), via R studio

V.2022.12.0 (RStudio PBC, USA). Descriptive statistics were used to exhibit the number of medications. The distribution of the medication use into categories of varying polypharmacy preadmission and postdischarge was described as a percentage with a 95% CI calculated using the Pearson-Klopper method to obtain binomial probability in the *binom* package in R. Logistic regression was used to compare patient and admission properties between the medication use categories preadmission and postdischarge, mortality within 30 days and re-admission within 30 days. The Kaplan Meier plot was used to plot long-term mortality between different medication use categories. No missing data were identified in the variables used for this study.

Adverse outcomes were compared between categories of medication use using  $\chi^2$  tests. Likewise, adverse outcomes were contrasted between patients with and without an increase in polypharmacy from the year preceding admission to the year following discharge (an increase from no polypharmacy to polypharmacy/hyperpolypharmacy or polypharmacy to hyperpolypharmacy).

## RESULTS

### Clinical characteristics of the patient cohort

The cohort included 85 942 individual admissions to internal medicine at the Landspítali University Hospital for 38 338 patients with a median (IQR) 1 (1–3) admission, ranging from 1 to 40 admissions. Of the cohort, 43 914 were male (51.1%), and the median (IQR) age was 73 (60–82) years. Most of the study population had a high burden of comorbidity (Elixhauser Comorbidity Score (39%>8) and a risk of frailty (medium or high Hospital Frailty Risk Index classification (62.5%)). The most common comorbidity was hypertension (54.1%), chronic obstructive pulmonary disease (32.3%), ischaemic heart disease (30.8), malignant neoplasm (25.0%) and congestive heart failure (20.2%).

Admissions were most common to cardiology (21.7%), general medicine (13.5%) and pulmonology (10.6%). Most patients used a multidose drug dispensing service (54.7%) before admission (online supplemental table S1). **Table 1** also compares admitting specialty and medication usage for the patient cohort based on varying degrees of polypharmacy.

### Clinical characteristics of the patient cohort by preadmission filling

The prevalence of preadmission non-polypharmacy was 15.1% (95% CI 14.9% to 15.3%), polypharmacy was 22.9% (95% CI 22.6% to 23.2%) and hyperpolypharmacy was 62.5% (95% CI 62.2 to 62.9) (**figure 1**). Patients with a higher level of medication use category were more likely to be male and have a previous diagnosis of adverse drug reaction. Patients with hyperpolypharmacy were more likely to use multidose drug dispensing services (65.9%) compared with polypharmacy (45.6%) and non-polypharmacy (22.0%). Patients who used multidose

**Table 1** Patient characteristics of the patient cohorts are based on the number of medications filled in the year preceding admission by internal medicine (<5 medications = non-polypharmacy, 5–9 medications = polypharmacy and ≥10 medications = hyperpolypharmacy)

	Non-polypharmacy	Polypharmacy	Hyperpolypharmacy	All patients	P value
Total number of patients	12926 (15.1)	19554 (22.9)	53462 (62.5)	85942	
Sex (male)	6664 (51.6)	10052 (51.4)	27198 (50.9)	43914 (51.1)	0.250
Age, (median (IQR)), years	72.00 (60.00, 83.00)	73.00 (60.00, 82.00)	73.00 (60.00, 82.00)	73.00 (60.00, 82.00)	0.877
(15, 25)	227 (1.8)	351 (1.8)	960 (1.8)	1538	0.558
(25, 35)	475 (3.7)	708 (3.7)	1875 (3.5)	3058	
(35, 45)	598 (4.7)	936 (4.8)	2501 (4.7)	4035	
(45, 55)	1024 (8.0)	1590 (8.2)	4360 (8.2)	6974	
(55, 65)	1923 (15.0)	2968 (15.3)	7996 (15.1)	12887	
(65, 75)	2838 (22.1)	4067 (21.0)	11534 (21.7)	18439	
(75, 85)	3360 (26.2)	5207 (26.9)	13879 (26.2)	22446	
(85, 95)	2384 (18.6)	3563 (18.4)	9954 (18.8)	15901	
Multidose dispensing services	2838 (22.0)	8919 (45.6)	35235 (65.9)	46992 (54.7)	<0.001
Number of preadmission medications (median (IQR))	2.00 (1.00, 3.00)	7.00 (6.00, 8.00)	16.00 (13.00, 21.00)	12.00 (7.00, 18.00)	<0.001
Number of postdischarge medications (median (IQR))	5.00 (2.00, 8.00)	9.00 (6.00, 12.00)	15.00 (10.00, 20.00)	12.00 (7.00, 17.00)	<0.001
Number of preadmission medications without antibiotics (median (IQR))	2.00 (0.00, 3.00)	6.00 (5.00, 8.00)	14.00 (11.00, 19.00)	11.00 (6.00, 16.00)	<0.001
Elixhauser Comorbidity Index (IQR)	6.00 (0.00, 12.00)	6.00 (0.00, 13.00)	6.00 (0.00, 12.00)	6.00 (0.00, 12.00)	0.804
(<1)	3492 (27.0)	5245 (26.8)	14523 (27.2)	23260 (27.1)	0.791
(1–4)	1911 (14.8)	2963 (15.2)	8039 (15.0)	12913 (15.0)	
(4–5)	860 (6.7)	1355 (6.9)	3608 (6.7)	5823 (6.8)	
(5–8)	1618 (12.5)	2351 (12.0)	6421 (12.0)	10390 (12.1)	
(>8)	5045 (39.0)	7640 (39.1)	20871 (39.0)	33556 (39.0)	
Hospital Frailty Risk Score class					0.976
Low (< 5)	4823 (37.3)	7334 (37.5)	20111 (37.6)	32268 (37.5)	
Medium (5–15)	5844 (45.2)	8828 (45.1)	24070 (45.0)	38742 (45.1)	
High (> 15)	2259 (17.5)	3392 (17.3)	9281 (17.4)	14932 (17.4)	
Comorbidities					
Ischaemic heart disease	4017 (31.1)	5967 (30.5)	16477 (30.8)	26461 (30.8)	0.545
Congestive heart failure	2644 (20.5)	3952 (20.2)	10734 (20.1)	17330 (20.2)	0.621

Continued

**Table 1** Continued

	Non-polypharmacy	Polypharmacy	Hyperpolypharmacy	All patients	P value
Hypertension	7081 (54.8)	10554 (54.0)	28855 (54.0)	46490 (54.1)	0.236
Diabetes mellitus	2108 (16.3)	3143 (16.1)	8804 (16.5)	14055 (16.4)	0.438
Chronic obstructive pulmonary disease	4118 (31.9)	6379 (32.6)	17288 (32.3)	27785 (32.3)	0.353
Liver disease	405 (3.1)	658 (3.4)	1635 (3.1)	2698 (3.1)	0.109
Chronic kidney disease	1311 (10.1)	2054 (10.5)	5268 (9.9)	8633 (10.0)	0.032
Malignant neoplasm	3265 (25.3)	4821 (24.7)	13376 (25.0)	21462 (25.0)	0.431
Psychiatric	2094 (16.2)	3284 (16.8)	8812 (16.5)	14190 (16.5)	0.354
Dementia	253 (2.0)	402 (2.1)	1139 (2.1)	1794 (2.1)	0.438
Delirium	1183 (9.2)	1715 (8.8)	4800 (9.0)	7698 (9.0)	0.480
Internal medicine speciality					0.129
General internal medicine	1741 (13.5)	2671 (13.7)	7205 (13.5)	11617 (13.5)	
Geriatrics	1072 (8.3)	1611 (8.2)	4602 (8.6)	7285 (8.5)	
Cardiology	2746 (21.2)	4269 (21.8)	11646 (21.8)	18661 (21.7)	
Endocrine	198 (1.5)	315 (1.6)	864 (1.6)	1377 (1.6)	
Gastroenterology	1112 (8.6)	1598 (8.2)	4293 (8.0)	7003 (8.1)	
Infectious diseases	733 (5.7)	1111 (5.7)	2901 (5.4)	4745 (5.5)	
Haematology	665 (5.1)	958 (4.9)	2783 (5.2)	4406 (5.1)	
Nephrology	302 (2.3)	479 (2.4)	1299 (2.4)	2080 (2.4)	
Neurology	1107 (8.6)	1699 (8.7)	4316 (8.1)	7122 (8.3)	
Oncology	853 (6.6)	1218 (6.2)	3391 (6.3)	5462 (6.4)	
Dermatology	79 (0.6)	106 (0.5)	257 (0.5)	442 (0.5)	
Pulmonology	1352 (10.5)	2054 (10.5)	5674 (10.6)	9080 (10.6)	
Rheumatology	588 (4.5)	923 (4.7)	2699 (5.0)	4210 (4.9)	
Rehabilitation	144 (1.1)	207 (1.1)	597 (1.1)	948 (1.1)	
Palliative care	234 (1.8)	335 (1.7)	935 (1.7)	1504 (1.8)	
Linked admissions					
Geriatrics	467 (3.6)	687 (3.5)	2007 (3.8)	3161 (3.7)	0.283
Palliative care	127 (1.0)	173 (0.9)	534 (1.0)	834 (1.0)	0.375
Rehabilitation	125 (1.0)	215 (1.1)	530 (1.0)	870 (1.0)	0.371
Intensive care unit admission	715 (5.5)	1127 (5.8)	2937 (5.5)	4779 (5.6)	0.366
Outcomes					

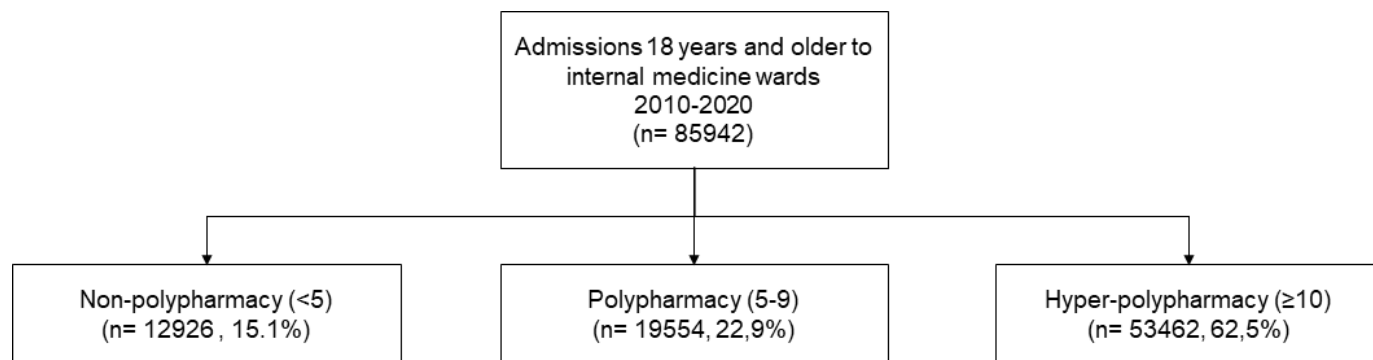
Continued



**Table 1** Continued

	Non-polypharmacy	Polypharmacy	Hyperpolypharmacy	All patients	P value
Number of preadmission medications (median (IQR))	2.00 (1.00, 3.00)	7.00 (6.00, 8.00)	16.00 (13.00, 21.00)	12.00 (7.00, 18.00)	<0.001
Number of postdischarge medications (median (IQR))	5.00 (2.00, 8.00)	9.00 (6.00, 12.00)	15.00 (10.00, 20.00)	12.00 (7.00, 17.00)	<0.001
Number of preadmission medications without antibiotics (median (IQR))	2.00 (0.00, 3.00)	6.00 (5.00, 8.00)	14.00 (11.00, 19.00)	11.00 (6.00, 16.00)	<0.001
Diagnosis of adverse drug reaction preadmission (%)	506 (3.9)	1436 (7.3)	7393 (13.8)	9335 (10.9)	<0.001
Diagnosis of adverse drug reaction postdischarge (%)	388 (3.0)	946 (4.8)	3793 (7.1)	5127 (6.0)	<0.001
Next admission (median (IQR))	118.00 (26.00, 438.00)	124.00 (26.00, 463.25)	128.00 (27.00, 468.00)	125.00 (27.00, 462.00)	0.031
Mortality <30 days (%)	853 (6.6)	1266 (6.5)	3519 (6.6)	5638 (6.6)	0.857
Re-admission within 30 days (%)	1961 (15.2)	2946 (15.1)	7973 (14.9)	12 880 (15.0)	0.717
Length of stay (median (IQR))	6.00 (3.00, 12.00)	6.00 (3.00, 12.00)	6.00 (3.00, 12.00)	6.00 (3.00, 12.00)	0.630

Values are presented as count (%) or median (IQR) unless specified otherwise. Linked admissions refers to whether the admission was linked to rehabilitation, geriatric or palliative care services following discharge from the acute service.



**Figure 1** A consort diagram of participant inclusion based on the number of different medications filled in the year preceding admission by internal medicine (<5 medications = non-polypharmacy, 5–9 medications = polypharmacy and ≥10 medications = hyperpolypharmacy).

drug dispensing services before admission were more likely to have a previous diagnosis of an adverse drug reaction. **Figure 2** shows a comparison of the medication use categories separated into three groups based on the medication use categories of non-polypharmacy (<5), polypharmacy<sup>5–9</sup> and hyperpolypharmacy (≥10) and over the observation period 2010–2020. If antibiotics were excluded from the medication list the patients, 87.9% of patients with polypharmacy and 90.8% with hyperpolypharmacy would have remained within their medication use category. There was no change in the prevalence of polypharmacy/hyperpolypharmacy over the study period.

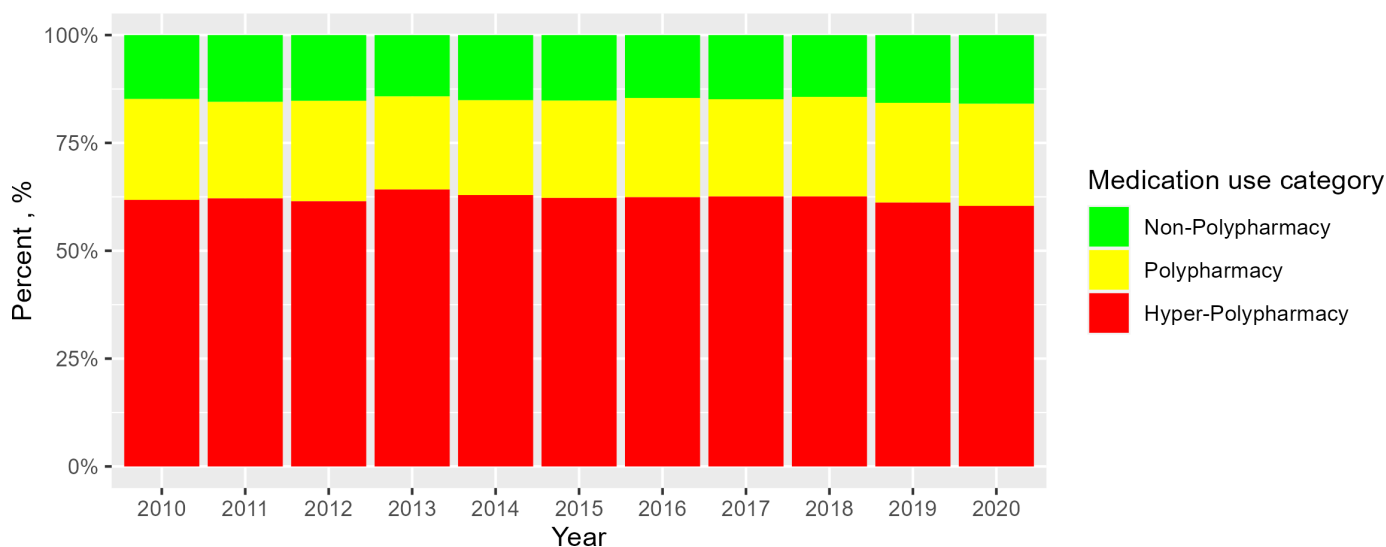
#### Types of medications used and multidose dispensing

The most common classes of medications filled in the year preceding preadmission are medications acting on the central nervous system. A total of 80.6% of the group filled prescriptions within this category, including opioids (51.0%), Z-drugs (43%), antidepressants (37.9%) and benzodiazepines (29.0%). The second most filled medication class was cardiac medications (74.5%) (**table 2**).

For the group with preadmission hyperpolypharmacy, the most filled medication class was medications acting on the nervous system (94.4%), including opioids (65.7.0%), antidepressants (50.2%) and benzodiazepines (40.2%). The second most filled medication class was cardiac medications (87.4%). Similarly, in patients with polypharmacy, the most filled medications class was medications acting on the nervous system (74.1%), including opioids (34.6%), antidepressants (24.6%) and benzodiazepines (14.9%). The second most filled medication class was cardiac medications (69.9%). In patients with non-polypharmacy, the most filled medication class was medications acting on the nervous system (33.5%), including opioids (14.8%), antidepressants (7.2%) and benzodiazepines (4.0%); the second most filled medication class was cardiac medications (27.7%).

#### Incidence of new postdischarge polypharmacy/hyperpolypharmacy

Of 85 942 admissions, 18.4% (95% CI 18.2% to 18.7%) had an increase in the medication use category, moving



**Figure 2** The annual prevalence of the medication use categories over the study period 2010–2020. Colours indicate the medication use categories (green <5 medications = non-polypharmacy, yellow 5–9 medications = polypharmacy and red ≥10 medications = hyperpolypharmacy) filled in the year preceding admission by internal medicine.

**Table 2** The table shows the patients' patterns of preadmission prescribed medications

	Non-polypharmacy	Polypharmacy	Hyperpolypharmacy	All patients	P value
Total number of patients	12 926 (15.1)	19 554 (22.9)	53 462 (62.5)	85 942	
Preadmission medication					<0.001
Proton pump inhibitors	1163 (9.0)	5352 (27.4)	33 063 (61.8)	39 578 (46.1)	
Antidiabetics	281 (2.2)	1632 (8.3)	10 481 (19.6)	12 394 (14.4)	
Anticoagulants	729 (5.6)	5303 (27.1)	27 087 (50.7)	33 119 (38.5)	
Antiplatelets	365 (2.8)	3023 (15.5)	16 125 (30.2)	19 513 (22.7)	
Cardiovascular	3578 (27.7)	13 660 (69.9)	46 748 (87.4)	63 986 (74.5)	
Beta-blockers	1434 (11.1)	7386 (37.8)	29 415 (55.0)	38 235 (44.5)	
Calcium channel blockers	550 (4.3)	3198 (16.4)	15 536 (29.1)	19 284 (22.4)	
ACE inhibitors and angiotensin II receptor blockers	1582 (12.2)	7057 (36.1)	27 140 (50.7)	35 779 (41.6)	
Statins	997 (7.7)	5660 (28.9)	24 057 (45.0)	30 714 (35.7)	
Urinary	1241 (9.6)	4399 (22.5)	20 449 (38.2)	26 089 (30.4)	
Hormones	874 (6.8)	4464 (22.8)	29 318 (54.8)	34 656 (40.3)	
Corticosteroids	461 (3.6)	2896 (14.8)	23 863 (44.6)	27 220 (31.7)	
Medication acting on the nervous system	4330 (33.5)	14 485 (74.1)	50 477 (94.4)	69 292 (80.6)	
Antibiotics	2906 (22.5)	9120 (46.6)	40 158 (75.1)	52 184 (60.7)	
Opioids	1911 (14.8)	6766 (34.6)	35 120 (65.7)	43 797 (51.0)	
Paracetamol/orphenadrine combinations	1524 (11.8)	4188 (21.4)	16 400 (30.7)	22 112 (25.7)	
Non-steroidal anti-inflammatory drugs	1352 (10.5)	3389 (17.3)	11 921 (22.3)	16 662 (19.4)	
Selective COX-2 inhibitors	200 (1.5)	940 (4.8)	6236 (11.7)	7376 (8.6)	
Antipsychotics	362 (2.8)	1815 (9.3)	10 011 (18.7)	12 188 (14.2)	
Z-drugs	9281 (19.0)	11 613 (23.7)	28 060 (57.3)	48 954 (57.0)	
Benzodiazepines	522 (4.0)	2914 (14.9)	21 473 (40.2)	24 909 (29.0)	
Antidepressants	935 (7.2)	4804 (24.6)	26 832 (50.2)	32 571 (37.9)	
Antidementia	147 (1.1)	902 (4.6)	2269 (4.2)	3318 (3.9)	
Respiratory	1229 (9.5)	5147 (26.3)	27 612 (51.6)	33 988 (39.5)	
Antihistamin	281 (2.2)	1180 (6.0)	7725 (14.4)	9186 (10.7)	

The number of medications preadmission (<5 medications = non-polypharmacy, 5–9 medications = polypharmacy and ≥10 medications = hyperpolypharmacy). Values are presented as count (%) or median (IQR) unless specified otherwise.

either from non-polypharmacy to polypharmacy/hyperpolypharmacy or polypharmacy to hyperpolypharmacy (online supplemental table S2). The incidence of new postdischarge polypharmacy/hyperpolypharmacy was 55.5% (95% CI 54.7% to 56.4%). For patients with polypharmacy, the incidence of new postdischarge hyperpolypharmacy was 44.3% (95% CI 43.6% to 45.0%). The patient characteristics were comparable between the group of patients who had an increase in the polypharmacy burden and those who did not, apart from the fact that patients with increased polypharmacy burden after discharge were less likely to use multidose dispensing services at the time of admission (40.6% vs 57.9%). They were also less likely to have been diagnosed with adverse drug reactions before admission (12.0% vs 5.8%) or after discharge (6.2% vs 15.0%) than those with no change (online supplemental table S2). The most frequently added medications were anticoagulants (15.6%), antibiotics (14.9%), opioids (14.2%), proton pump inhibitors

(13.2%), antiplatelets (12.0%), corticosteroids (10.3%), respiratory medications (9.6%) and medication acting on the central nervous system (8.9%), with Z-drugs (8.4%).

### Clinical outcomes of patients with varying preadmission medication use

An unadjusted restricted cubic spline analysis revealed no relationship between the absolute number of different medications filled in the year preceding admission and the incidence of 30-day mortality (online supplemental figure S1), the risk of re-admission within 30 days (online supplemental figure S2), and with a prolonged length of primary hospital stay (>10 days) (online supplemental figure S3). Online supplemental figure S4 compares the long-term survival between the medication use categories, and there was no survival difference. Among the total cohort, 30-day mortality was 6.6%. The incidence of prolonged admission was 10.2%, and the 30-day re-admission rate was 15.0%.



## DISCUSSION

This current study identified that preadmission polypharmacy/hyperpolypharmacy and postdischarge new polypharmacy/hyperpolypharmacy were common among internal medicine patients, which aligns with the previously stated primary hypothesis. However, no association was found between the category of medication use (non-polypharmacy <5, polypharmacy 5–9 and hyperpolypharmacy ≥10) and the patient characteristics, admitting internal subspecialties and clinical outcomes. This contradicts the secondary hypothesis that a higher category of medication use is associated with adverse clinical outcomes and increased comorbidity burden in this patient cohort. However, there is obviously an immense difference in the amount and different types of medication patients use depending on their medication use category (non-polypharmacy <5, polypharmacy 5–9 and hyperpolypharmacy ≥10).

### Prevalence and incidence

Although this study aligns with previous studies claiming that preadmission polypharmacy/hyperpolypharmacy (22.9% and 62.5%) and postdischarge new polypharmacy/hyperpolypharmacy is common (55.5%), the prevalence is significantly higher in this cohort deriving from an inpatient hospital setting. A recent systematic review determined that the pooled estimated prevalence was 37%; however, the prevalence was higher among inpatients at 52%, like our study.<sup>7</sup> The prevalence of polypharmacy in the community setting was 20% and 37% in a cohort derived from an outpatient setting.<sup>7</sup> Similarly, a study focusing on surgical inpatients reported a prevalence of polypharmacy at 32.2% and hyperpolypharmacy at 23.5%.<sup>34</sup> This was anticipated as the internal medicine patients have higher comorbidity and frailty indices compared with the surgical population, which contains a substantial number of patients undergoing elective surgery.<sup>34</sup> The internal medicine patients were also older (73 vs 55 years).<sup>34</sup> Additionally, the results reveal that in the cohort, patients with a higher level of polypharmacy burden were more likely to be male. Previous evidence has been conflicting. A recent meta-analysis reported that there were no differences in polypharmacy prevalence in subgroup analyses based on sex.<sup>7</sup> In our entire cohort, the proportion of men, 43 914 (51.1%) vs 42 028 (48.9%) women, reflects the general population in Iceland (51.3% were male).<sup>35</sup> It is unclear why the level of polypharmacy is higher for this group but it is possible that a burden of frailty or disease is higher for men in this subgroup of society exposed to internal medicine admission.

The only patient characteristics differentiating patients with different levels of polypharmacy burden were the likelihood of using multidose dispensing services, which was higher with more polypharmacy burden, similar to a study on older adults.<sup>36</sup> Secondarily, patients with polypharmacy/hyperpolypharmacy were more likely to have been diagnosed with adverse drug reactions, which aligns with previous studies.<sup>37</sup> However, studies have

reported that adverse drug reactions are under-reported and therefore it is likely that the prevalence is higher in real life. Therefore, the findings of our study raise various intriguing questions regarding the appropriateness of medication use among internal medicine patients with polypharmacy and hyperpolypharmacy, as they are unlikely to be explained solely by a higher comorbidity burden.

### Potentially inappropriate prescribing

One interpretation of these findings is that a higher medication use category is due to potentially inappropriate prescribing. Polypharmacy has been identified as the leading risk for potentially inappropriate prescribing.<sup>12</sup> Potentially inappropriate medication is associated with adverse health and economic outcomes.<sup>38 39</sup> Among the medicines that are common in our patient cohort, in particular within the groups of patients with polypharmacy, are sedatives (43%) or benzodiazepines (29%). Polypharmacy, therefore, can be a helpful indicator of prescribing practice and medicine safety. However, healthcare professionals must identify when polypharmacy is inappropriate, as it can lead to adverse effects and poorer patient health outcomes.<sup>38 40</sup> Several criteria-based methods to identify inappropriate prescribing have been published; examples are the Beers criteria, the most widely used and recently updated.<sup>41</sup> Another widely used tool is a Screening Tool for Older Persons' potentially inappropriate Prescriptions (START (Screening Tool to Alert to Right Treatment) and STOPP (Screening Tool of Older Persons' Prescriptions)) criteria.<sup>42</sup> These tools are all only for older adults. There is a lack of tools to identify potentially inappropriate prescribing among all adults and studies focusing on polypharmacy among all adults and not solely older patients. Studies have shown that frailty is increasing among younger adults,<sup>43</sup> which emphasises the need for tools to address medication appropriateness regularly across the life course to hinder and prevent problematic polypharmacy through the life course.

### Medications

Medications that are often predicted to be inappropriate<sup>41 42</sup> were more frequently used by patients with higher polypharmacy burden preceding the admission, including opioids (14.8% non-polypharmacy vs 34.6% polypharmacy vs 65.7% hyperpolypharmacy), benzodiazepines (4.0% vs 14.9% vs 40.2%) and proton pump inhibitors (7.3% vs 24.3% vs 51.5%). Our findings of high prevalence prescribing of those medication classes among internal medicines reveal the lack of solutions to tackle health problems like anxiety and mood disorder by other means than medication use and also challenges in the process of deprescribing.<sup>44 45</sup> It could also be linked to a lack of follow-up after hospital admission or new prescription that should be a short-term relief rather than long-term management, like benzodiazepines,<sup>46</sup> sedatives,<sup>46</sup> opioids<sup>47</sup> and proton pump inhibitors.<sup>48</sup>

## Clinical outcomes

Contrary to the findings of numerous studies,<sup>34 49–51</sup> we did not find a link between the polypharmacy burden and clinical outcomes like mortality, longer hospital stay and re-admission rate. This may be because patients in all three medication use categories have similar burden of comorbidity (Elixhauser Comorbidity Score (39%>8) and risk of frailty (medium or high hospital frailty risk index classification)), which likely drives the observed difference in these outcomes in studies where there is a good correlation between comorbidity burden and polypharmacy. This study implies that the increased polypharmacy burden, like polypharmacy and hyperpolypharmacy, might be driven by potentially inappropriate medication use.

## Strength and limitations

A key strength of the present research is the ability to link the nationwide prescription database, which included 95% of prescriptions in Iceland, with clinical data from hospital and primary care settings. One of the strengths of this study is that it represents a comprehensive examination of all tertiary care and most of secondary care of internal medicine patients in Iceland, as Landspítali is the main referral hospital for the country. The extended study period also allows for many patients in the study cohort. Finally, another strength is that there is no loss of follow-up of patients.

Among the limitations is a retrospective design that relies on the data collected and documented in the healthcare system for clinical purposes. The study is limited by the absence of information on the patient's medication adherence, which may, on the one hand, lead to an overestimation of the prevalence of polypharmacy and hyperpolypharmacy. We are also unable to determine if a medication was prescribed for short-term use only, which could overestimate the burden of polypharmacy. However, it must be noted that over-the-counter medications were not included in the study, which may, on the other hand, lead to an underestimation of polypharmacy and hyperpolypharmacy. Additionally, combination therapies frequently used in cardiology like thiazide and angiotensin receptor blockers are counted as one medication in this study, which may lead to underestimation in some patients using this methodology.

## CONCLUSION

Preadmission polypharmacy and hyperpolypharmacy, new polypharmacy, and hyperpolypharmacy postdischarge are common among internal medicine patients. There appears to be no association between the level of medication use category and comorbidities and admitting specialty clinical outcomes in this selected population. It is, therefore, likely that the underlying disease does not explain polypharmacy in this population and serves as an indicator of potentially inappropriate prescribing. Recognition of polypharmacy and hyperpolypharmacy is

significant, and increased emphasis is needed to review patients' medications regularly and after a hospitalisation.

## Author affiliations

<sup>1</sup>Pharmaceutical Sciences, University of Iceland, Reykjavik, Iceland

<sup>2</sup>Landspítali – The National University Hospital of Iceland, Reykjavik, Iceland

<sup>3</sup>Development Centre for Primary Healthcare in Iceland, Reykjavik, Iceland

<sup>4</sup>University of Iceland, Reykjavik, Iceland

<sup>5</sup>University College London, London, UK

<sup>6</sup>Institute of Pharmaceutical Sciences, King's College London, London, UK

<sup>7</sup>Pharmacy, Guy's and St Thomas' NHS Foundation Trust, London, UK

**Twitter** Freyja Jonsdottir @FreyjaJons

**Contributors** Conceptualisation: FJ, ABB, AG, IB, JMS, MIS. Data curation: FJ, MIS. Funding acquisition: FJ, MIS. Project administration: FJ, MIS. Resources: MIS. Supervision: MIS. Formal analysis: FJ, MIS. Investigation: FJ, MIS. Methodology: FJ, ABB, AG, IB, JMS, MIS. Validation: FJ, ABB, AG, IB, JMS, MIS. Visualisation: FJ, ABB, AG, IB, JMS, MIS. Writing of the original draft: FJ, MIS. Writing of the review and editing: FJ, ABB, AG, IB, JMS, MIS. Guarantor: MIS. All authors approve the version to be submitted, and all authors agree to be accountable for all aspects of the manuscript.

**Funding** This work was supported by the Foundation of St. Josef's Hospital in cooperation with The Icelandic Gerontological Research Centre, National University Hospital of Iceland to FJ, Landspítali University Hospital Science Fund to MIS and the University of Iceland Research Fund to FJ

**Competing interests** None declared.

**Patient and public involvement** Patients and/or the public were not involved in the design, or conduct, or reporting, or dissemination plans of this research.

**Patient consent for publication** Not applicable.

**Ethics approval** Ethical approval was obtained from the National Bioethics Committee of Iceland (VSN-21-179), the Data Protection Authority of Iceland, that waived individual consent.

**Provenance and peer review** Not commissioned; externally peer reviewed.

**Data availability statement** No data are available.

**Supplemental material** This content has been supplied by the author(s). It has not been vetted by BMJ Publishing Group Limited (BMJ) and may not have been peer-reviewed. Any opinions or recommendations discussed are solely those of the author(s) and are not endorsed by BMJ. BMJ disclaims all liability and responsibility arising from any reliance placed on the content. Where the content includes any translated material, BMJ does not warrant the accuracy and reliability of the translations (including but not limited to local regulations, clinical guidelines, terminology, drug names and drug dosages), and is not responsible for any error and/or omissions arising from translation and adaptation or otherwise.

**Open access** This is an open access article distributed in accordance with the Creative Commons Attribution Non Commercial (CC BY-NC 4.0) license, which permits others to distribute, remix, adapt, build upon this work non-commercially, and license their derivative works on different terms, provided the original work is properly cited, appropriate credit is given, any changes made indicated, and the use is non-commercial. See: <http://creativecommons.org/licenses/by-nc/4.0/>.

## ORCID iD

Freyja Jonsdottir <http://orcid.org/0000-0002-9232-6723>

## REFERENCES

- Menditto E, Gimeno Miguel A, Moreno Juste A, *et al*. Patterns of multimorbidity and polypharmacy in young and adult population: systematic associations among chronic diseases and drugs using factor analysis. *PLoS One* 2019;14:e0210701.
- Gnjidic D, Hilmer SN, Blyth FM, *et al*. High-risk prescribing and incidence of frailty among older community-dwelling men. *Clin Pharmacol Ther* 2012;91:521–8.
- Roughead EE, Vitry AI, Caughey GE, *et al*. Multimorbidity, care complexity and prescribing for the elderly. *Ageing Health* 2011;7:695–705.
- Pérez-Jover V, Mira JJ, Carratala-Munuera C, *et al*. Inappropriate use of medication by elderly, polymedicated, or multipathological

- patients with chronic diseases. *Int J Environ Res Public Health* 2018;15:310.
- 5 Caughey GE, Ramsay EN, Vitry AI, *et al.* Comorbid chronic diseases, discordant impact on mortality in older people: a 14-year longitudinal population study. *J Epidemiol Community Health* 2010;64:1036–42.
  - 6 Zhang N, Sundquist J, Sundquist K, *et al.* An increasing trend in the prevalence of polypharmacy in Sweden: a nationwide register-based study. *Front Pharmacol* 2020;11:326.
  - 7 Delara M, Murray L, Jafari B, *et al.* Prevalence and factors associated with polypharmacy: a systematic review and meta-analysis. *BMC Geriatr* 2022;22:601.
  - 8 Donaldson LJ, Kelley ET, Dhingra-Kumar N, *et al.* Medication without harm: WHO's third global patient safety challenge. *Lancet* 2017;389:1680–1.
  - 9 Stevenson JM, Davies JG, Martin FC. Medication-related harm: a geriatric syndrome. *Age Ageing* 2019;49:7–11.
  - 10 Stevenson JM, Williams JL, Burnham TG, *et al.* Predicting adverse drug reactions in older adults; a systematic review of the risk prediction models. *Clin Interv Aging* 2014;9:1581–93.
  - 11 Masnoon N, Shakib S, Kalisch-Ellett L, *et al.* What is polypharmacy? A systematic review of definitions. *BMC Geriatr* 2017;17:230.
  - 12 Storms H, Marquet K, Aertgeerts B, *et al.* Prevalence of inappropriate medication use in residential long-term care facilities for the elderly: a systematic review. *Eur J Gen Pract* 2017;23:69–77.
  - 13 Kalisch LM, Caughey GE, Barratt JD, *et al.* Prevalence of preventable medication-related hospitalizations in Australia: an opportunity to reduce harm. *Int J Qual Health Care* 2012;24:239–49.
  - 14 Payne RA, Abel GA, Avery AJ, *et al.* Is Polypharmacy always hazardous? A retrospective cohort analysis using linked electronic health records from primary and secondary care. *Br J Clin Pharmacol* 2014;77:1073–82.
  - 15 Khezrian M, McNeil CJ, Murray AD, *et al.* An overview of prevalence, determinants and health outcomes of Polypharmacy. *Ther Adv Drug Saf* 2020;11:2042098620933741.
  - 16 Leendertse AJ, Van Den Bemt PMLA, Poolman JB, *et al.* Preventable hospital admissions related to medication (HARM): cost analysis of the HARM study. *Value Health* 2011;14:34–40.
  - 17 Leelakanok N, Holcombe AL, Lund BC, *et al.* Association between polypharmacy and death: a systematic review and meta-analysis. *J Am Pharm Assoc (2003)* 2017;57:729–38.
  - 18 Jørring Pallesen AV, Kristiansen M, Westendorp RGJ, *et al.* Polypharmacy occurrence and the related risk of premature death among older adults in Denmark: a nationwide register-based cohort study. *PLoS One* 2022;17:e0264332.
  - 19 Davies LE, Spiers G, Kingston A, *et al.* Adverse outcomes of polypharmacy in older people: systematic review of reviews. *J Am Med Dir Assoc* 2020;21:181–7.
  - 20 Gillespie U, Alassaad A, Henrohn D, *et al.* A comprehensive pharmacist intervention to reduce morbidity in patients 80 years or older: a randomized controlled trial. *Arch Intern Med* 2009;169:894–900.
  - 21 Ravn-Nielsen LV, Duckert M-L, Lund ML, *et al.* Effect of an in-hospital multifaceted clinical pharmacist intervention on the risk of readmission: a randomized clinical trial. *JAMA Intern Med* 2018;178:375–82.
  - 22 Scott IA, Hilmer SN, Reeve E, *et al.* Reducing inappropriate polypharmacy: the process of deprescribing. *JAMA Intern Med* 2015;175:827–34.
  - 23 Hellems L, Hias J, Walgraeve K, *et al.* Redeprescribing in geriatric inpatients is associated with a lower readmission risk: a case control study. *Int J Clin Pharm* 2020;42:1374–8.
  - 24 Reeve E, Gnjidic D, Long J, *et al.* A systematic review of the emerging definition of 'Deprescribing' with network analysis: implications for future research and clinical practice. *Br J Clin Pharmacol* 2015;80:1254–68.
  - 25 Lau SWJ, Huang Y, Hsieh J, *et al.* Participation of older adults in clinical trials for new drug applications and biologics license applications from 2010 through 2019. *JAMA Netw Open* 2022;5:e2236149.
  - 26 Barnett K, Mercer SW, Norbury M, *et al.* Epidemiology of multimorbidity and implications for health care, research, and medical education: a cross-sectional study. *Lancet* 2012;380:37–43.
  - 27 Moriarty F, Hardy C, Bennett K, *et al.* Trends and interaction of polypharmacy and potentially inappropriate prescribing in primary care over 15 years in Ireland: a repeated cross-sectional study. *BMJ Open* 2015;5:e008656.
  - 28 Dagli RJ, Sharma A. Polypharmacy: a global risk factor for elderly people. *J Int Oral Health* 2014;6:i-ii.
  - 29 Elm E von, Altman DG, Egger M, *et al.* The strengthening of reporting of observational studies in epidemiology (STROBE) statement: guidelines for reporting observational studies. *BMJ* 2007;335:806–8.
  - 30 Charlson ME, Pompei P, Ales KL, *et al.* A new method of classifying prognostic comorbidity in longitudinal studies: development and validation. *J Chronic Dis* 1987;40:373–83.
  - 31 Elixhauser A, Steiner C, Harris DR, *et al.* Comorbidity measures for use with administrative data. *Med Care* 1998;36:8–27.
  - 32 Gilbert T, Neuburger J, Kraindler J, *et al.* Development and validation of a hospital frailty risk score focusing on older people in acute care settings using electronic hospital records: an observational study. *Lancet* 2018;391:1775–82.
  - 33 Sigurdsson MI, Helgadóttir S, Long TE, *et al.* Association between preoperative opioid and benzodiazepine prescription patterns and mortality after noncardiac surgery. *JAMA Surg* 2019;154:e191652.
  - 34 Jónsdóttir F, Blöndal AB, Guðmundsson A, *et al.* Epidemiology and association with outcomes of polypharmacy in patients undergoing surgery: retrospective, population-based cohort study. *BJS Open* 2023;7:zrad041.
  - 35 Statistics Iceland. Available: <https://statice.is>
  - 36 Wastesson JW, Morin L, Laroche ML, *et al.* How chronic is polypharmacy in old age? A longitudinal nationwide cohort study. *J Am Geriatr Soc* 2019;67:455–62.
  - 37 Nguyen JK, Fouts MM, Kotabe SE, *et al.* Polypharmacy as a risk factor for adverse drug reactions in geriatric nursing home residents. *Am J Geriatr Pharmacother* 2006;4:36–41.
  - 38 Lu WH, Wen YW, Chen LK, *et al.* Effect of polypharmacy, potentially inappropriate medications and anticholinergic burden on clinical outcomes: a retrospective cohort study. *CMAJ* 2015;187:E130–7.
  - 39 Cahir C, Fahey T, Teeling M, *et al.* Potentially inappropriate prescribing and cost outcomes for older people: a national population study. *Br J Clin Pharmacol* 2010;69:543–52.
  - 40 Cahir C, Moriarty F, Teljeur C, *et al.* Potentially inappropriate prescribing and vulnerability and hospitalization in older community-dwelling patients. *Ann Pharmacother* 2014;48:1546–54.
  - 41 By the 2019 American Geriatrics Society Beers Criteria® Update Expert Panel. American Geriatrics society 2019 updated AGS beers criteria® for potentially inappropriate medication use in older adults. *J Am Geriatr Soc* 2019;67:674–94.
  - 42 O'Mahony D. STOPP/START criteria for potentially inappropriate medications/potential prescribing omissions in older people: origin and progress. *Expert Rev Clin Pharmacol* 2020;13:15–22.
  - 43 Blodgett JM, Rockwood K, Theou O. Changes in the severity and lethality of age-related health deficit accumulation in the USA between 1999 and 2018: a population-based cohort study. *Lancet Healthy Longev* 2021;2:e96–104.
  - 44 Estrela M, Herdeiro MT, Ferreira PL, *et al.* The use of antidepressants, anxiolytics, sedatives and hypnotics in Europe: focusing on mental health care in Portugal and prescribing in older patients. *Int J Environ Res Public Health* 2020;17:8612.
  - 45 Kuntz J, Kouch L, Christian D, *et al.* Barriers and facilitators to the deprescribing of nonbenzodiazepine sedative medications among older adults. *Perm J* 2018;22:17–157.
  - 46 Magnusson DH, Albertsson TI, Jonsdóttir F, *et al.* The epidemiology of new persistent hypnotic/sedative use after surgical procedures: a retrospective cohort study. *Anaesthesia* 2023;78:995–1004.
  - 47 Ingason AB, Geirsson A, Gudbjartsson T, *et al.* The incidence of new persistent opioid use following cardiac surgery via sternotomy. *Ann Thorac Surg* 2022;113:33–40.
  - 48 Sattayalertyanyong O, Thitilertdecha P, Auesomwang C. The inappropriate use of proton pump inhibitors during admission and after discharge: a prospective cross-sectional study. *Int J Clin Pharm* 2020;42:174–83.
  - 49 Campbell SE, Seymour DG, Primrose WR, *et al.* A systematic literature review of factors affecting outcome in older medical patients admitted to hospital. *Age Ageing* 2004;33:110–5.
  - 50 Frazier SC. Health outcomes and Polypharmacy in elderly individuals. *J Gerontol Nurs* 2005;31:4–9.
  - 51 Sehgal V, Bajwa SJS, Sehgal R, *et al.* Polypharmacy and potentially inappropriate medication use as the precipitating factor in readmissions to the hospital. *J Family Med Prim Care* 2013;2:194–9.