

Title

Real-world, long-term effectiveness of allergy immunotherapy in allergic rhinitis: subgroup analyses of the REACT study

Authors

Marco Contoli, PhD,^a Celeste Porsbjerg, PhD,^b Sarah Buchs, MSc,^c Julie Rask Larsen, PhD,^d Nick Freemantle, PhD,^e Benedikt Fritzsche, MD^f

Affiliations

^aRespiratory Section, Department of Translational Medicine, University of Ferrara, Ferrara, Italy

^bDepartment of Respiratory Medicine, Bispebjerg Hospital, University of Copenhagen, Copenhagen, Denmark

^cGlobal Market Access, ALK-Abelló, Hørsholm, Denmark

^dGlobal Medical Affairs, ALK-Abelló, Hørsholm, Denmark

^eInstitute of Clinical Trials and Methodology, University College London, London, UK

^fPaediatric Pulmonology and Allergy, Children's Doctor Service; Heidelberg, Germany

Corresponding author

Marco Contoli, MD, PhD

Respiratory Section, Department of Translational Medicine

University of Ferrara

Via Ariosto 35, 44121 Ferrara, Italy

Email: ctm@unife.it

Tel: +39 0532688148

Funding statement

This work was conducted and funded by ALK-Abelló.

Disclosure of potential conflict of interest

M. Contoli reports personal fees from ALK-Abelló; personal fees and non-financial support from AstraZeneca, Boehringer Ingelheim, Novartis, and Zambon; grants, personal fees and non-financial support from Chiesi and GlaxoSmithKline; and grants from the University of Ferrara, Italy.

C. Porsbjerg reports grants from ALK-Abelló, and grants and personal fees from AstraZeneca, GlaxoSmithKline, Novartis, Chiesi, Sanofi, and TEVA.

S. Buchs and J. R. Larsen are employees of ALK-Abelló.

N. Freemantle reports personal fees from AstraZeneca, Ipsen, Sanofi Aventis, Grifols, Novartis, Aimmune, Vertex, MSD, and Allergan.

B. Fritzsching reports personal fees from ALK-Abelló, and speaker honorarium from Novartis and Merck Sharp & Dohme.

Abstract

Background: Randomised controlled trials (RCTs) have demonstrated the efficacy of allergy immunotherapy (AIT) in allergic rhinitis (AR) and the disease-modifying effects of the SQ grass sublingual immunotherapy (SLIT)-tablet.

Objective: To assess real-world, long-term effectiveness and safety across AIT subgroups: route of administration, therapeutic allergen, persistence to AIT, and SQ grass SLIT-tablet.

Methods: The primary outcome of AR prescriptions from a retrospective cohort study (REACT; 2007–2017) was assessed across pre-specified AIT subgroups in AR subjects with, and without AIT prescriptions (controls). Safety was assessed as anaphylaxis ≤ 2 days of the first AIT prescription. Subgroup follow-up continued until samples were < 200 subjects.

Results: Subcutaneous immunotherapy (SCIT) and SLIT-tablets showed similarly greater reductions in AR prescriptions than controls (SCIT versus SLIT-tablets: Year 3, $p=0.15$; Year 5, $p=0.43$). Comparably greater reductions in AR prescriptions were observed for grass- and house dust mite (HDM)-specific AIT than controls, but significantly smaller reductions were observed for tree-specific AIT (tree versus HDM, and versus grass: Years 3 and 5, $p<0.0001$). Persistence to AIT was associated with greater reductions in AR prescriptions versus non-persistence (persistence versus non-persistence: Year 3, $p=0.09$; Year 5, $p=0.006$). SQ grass SLIT-tablet showed sustained reductions versus controls for up to 7 years (Year 3, $p=0.002$; Year 5, $p=0.03$). Rates of anaphylactic shock were low (0.000–0.092%), with no events for SQ SLIT-tablets.

Conclusion: These results demonstrate real-world, long-term effectiveness of AIT, complement disease-modifying effects observed in SQ grass SLIT-tablet RCTs, and highlight the importance of using newer evidence-based AIT products for tree pollen AR.

Clinical implications

Subgroup analyses of the REACT study complement the real-world effectiveness of AIT for treatment of AR, and provide real-world evidence for the long-term, disease-modifying effects of the SQ grass SLIT-tablet.

Capsule summary

Subgroup analyses of the REACT study demonstrate consistent real-world effectiveness across subgroups of AIT in subjects with AR, and extend the existing RCT evidence for the long-term, disease-modifying effects of the SQ grass SLIT-tablet.

Keywords

Allergic rhinitis, allergy immunotherapy, cohort study, effectiveness, real-world evidence, REACT, retrospective, SQ SLIT-tablet, sublingual immunotherapy

Abbreviations

AIT=allergy immunotherapy

AR=allergic rhinitis

BKK=Betriebkrankenkasse

EAACI=European Academy of Allergy and Clinical Immunology

HDM=house dust mite

ICD-10=International Statistical Classification of Diseases and Related Health Problems
10th Revision

INCS=intranasal corticosteroid

RCT=randomised controlled trial

REACT=REAL-world effeCtiveness in allergy immunoTherapy

SCIT=subcutaneous immunotherapy

SD=standard deviation

SLIT=sublingual immunotherapy

TAO=Therapy Allergen Ordinance

Introduction

Allergic diseases are highly prevalent worldwide.¹ In particular, allergic rhinitis (AR) affects up to 30% of adults and up to 40% of children,²⁻⁴ and is associated with negative impacts on health-related quality of life.^{5,6} In addition, AR is an established risk factor for the development of other allergic diseases, such as asthma, later in life.⁷ Given the high prevalence and burden of AR, there is a need for treatment options that provide long-term disease control.

Currently, allergy immunotherapy (AIT) is the only causal treatment option for allergic disease.^{8,9} AIT can be administered by injection, termed subcutaneous immunotherapy (SCIT), or through the oral route as sublingual immunotherapy (SLIT).⁸ Guidelines from the European Academy of Allergy and Clinical Immunology (EAACI) and US practice parameters recommend a minimum of 3 years of AIT treatment to achieve long-term efficacy.^{8,10} Whilst SCIT has been used in the treatment of AR for decades,^{11,12} more recently, there has been a shift towards more evidence-based AIT treatment, such as SLIT-tablets.¹³⁻¹⁵ Due to the potential for large placebo effects,¹⁶ regulators require manufacturers of AIT products to conduct randomised, double-blind, placebo-controlled trials as proof of efficacy.¹⁷ In line with this requirement, several large-scale, randomised, double-blind, placebo-controlled trials have been conducted to date, confirming the efficacy and safety of AIT administered as SLIT-tablets.¹⁸⁻²⁸

Randomised controlled trials (RCTs) remain the gold standard for evaluating the efficacy of medicinal products.²⁹ However, they are limited by features, such as highly selected patient populations and relatively short follow-up periods,²⁹⁻³¹ with many RCTs assessing efficacy across either a single season or during 1-year of follow up.^{20,21,23} Three long-term RCTs in patients with AR – two of the SQ grass SLIT-tablet (one of which was conducted in children) and the other of the Japanese cedar SLIT-tablet – demonstrated efficacy during 3 years of treatment, with sustained effects for at least 2 years post treatment.^{18,22,24}

Real-world studies, which evaluate the effectiveness of treatments in real-life clinical practice, complement and extend the existing evidence from RCTs.²⁹ The recently published REAL-world effeCtiveness in allergy immunoTherapy (REACT) study was a large, retrospective, and propensity score matched cohort study (2007–2017).^{32,33} The study demonstrated overall effectiveness of AIT for the treatment of AR (and asthma) in a broad population of more than 90,000 subjects during up to 9 years of follow-up.³² AIT was consistently associated with greater reductions in AR and asthma prescriptions compared with controls (AR subjects with no AIT prescription), and improvements in clinically relevant outcomes, such as asthma exacerbations and hospitalisations across the 9-year period.³²

This paper reports on pre-specified subgroup analyses of the primary outcome from the REACT study (AR prescriptions per follow-up year) to characterise, in more detail, the real-world effectiveness of AIT. In particular, the aims were to: 1) characterise the long-term effectiveness of AIT in the treatment of AR, according to route of administration (SCIT and SLIT-tablets), type of therapeutic allergen (grass, tree, and house dust mite [HDM]), and persistence to AIT treatment; 2) determine whether the evidence from real-world settings complements the favourable efficacy and safety profiles of SLIT-tablets that have been established in RCTs; 3) evaluate whether the long-term, disease-modifying effect of the SQ grass SLIT-tablet that has been demonstrated in RCTs is observed in a real-world setting.

Methods

These analyses were conducted on protocol-defined, pre-specified AIT subgroups of the REACT study (NCT04125888) – a retrospective cohort study that evaluated claims data from approximately 5.9 million individuals in a German health insurance database (Betriebskrankenkasse [BKK]).³² The data source, protocol, analysis plan, and findings of the REACT study have been published separately.^{32,33} Briefly, insurance claims data for the study period (1 January 2007 to 31 December 2017) were reviewed, and subjects with a confirmed diagnosis of AR (with or without asthma) who had received a prescription for AIT were identified for evaluation.³² Subjects were included if they had received at least two prescriptions of the same AIT during the first year after the index date (i.e., date of the first AIT prescription).³² All available AIT products (except venom) were included.³² Subjects who had received AIT prescriptions were matched 1:1 to a control group of subjects with AR who had not received a prescription for AIT, using propensity score matching.³² The primary outcome of the REACT study was the number of AR prescriptions in each follow-up year during a 9-year period.³² The published findings of the main REACT study report data for the overall AIT and control groups across all 9 years of follow-up (as well as data from Year 3 for all subgroups of subjects).³²

The present analyses further evaluated the data for key pre-specified subgroups from the REACT study. Subgroups were based on different AIT variables: 1) route of AIT administration – SCIT and SLIT-tablet subgroups; 2) type of therapeutic allergen –grass, tree, and HDM subgroups; 3) persistence to AIT treatment – persistent and non-persistent subgroups (persistence was defined as two prescriptions for the index AIT within two consecutive follow-up years). An additional pre-specified subgroup of interest comprised subjects who were prescribed the SQ grass SLIT-tablet.

The pre-specified AIT subgroups were formed by dividing the pairs of matched AR subjects (AIT and controls) from the main REACT study cohort according to the type of AIT treatment (by route of administration and by allergen at the index date), persistence, and SQ grass SLIT-tablet.³² Within each AIT subgroup, re-matching was not performed (i.e., SCIT subjects were not matched with SLIT-tablet subjects, persistent subjects were not matched with non-persistent subjects, etc.). The AIT subgroups were not mutually exclusive and were, therefore, not subdivided into further subgroups (e.g., subjects in each of the allergen subgroups were not divided by route of administration – they could have received SCIT or SLIT). Subjects who could not be clearly allocated to one subgroup within each AIT variable at the index date (e.g., those initiating AIT treatment for multiple allergens) were excluded.

For each subgroup, effectiveness was evaluated as the change in the number of AR prescriptions from the pre-index year (baseline) to each follow-up year (Years 1–9). The safety of AIT was assessed by the incidence of anaphylaxis related to AIT initiation, which was defined as presence of the International Statistical Classification of Diseases and Related Health Problems 10th Revision (ICD-10) diagnosis code for anaphylactic shock (T78.2, T80.5, T88.6) within 2 days of the index date.³²

To account for the gradual reduction in sample size over time, data were truncated if the number of subjects in a subgroup was <200 in any follow-up year. For the most part, data were analysed descriptively. Statistical testing for significant differences across AIT subgroups was performed *post hoc* for selected key follow-up years – at the end of the recommended minimum duration of AIT treatment (follow-up Year 3) and at 2 years after completion of a 3-year treatment period (follow-up Year 5), as used in previous RCTs evaluating the disease-modifying effects of AIT.^{18,22,24}

Results

Baseline demographics and clinical characteristics

In the REACT study, a total of 46,024 AR subjects with an AIT prescription were matched 1:1 with control AR subjects without an AIT prescription.³² A breakdown of the number of subjects per pre-specified AIT subgroup is presented in Figure 1. Baseline demographics for the main REACT study cohort have been published separately.³² For the AIT subgroups, the baseline characteristics were generally similar, even though the AIT subgroups were not separately matched and minor inter-group differences were observed (Table 1).

Long-term effectiveness: route of administration

In the main REACT study, the AIT and control cohorts showed reductions in AR prescriptions during the follow-up period, but the reductions were consistently greater in the AIT group across all follow-up years.³² When dividing the AIT group by route of administration the mean number of AR prescriptions in the pre-index year was similar across the SCIT (1.06), SLIT-tablet (1.16), and control (1.03) groups. During 8 years of follow-up, SCIT and SLIT-tablet subgroups showed comparable reductions in the number of AR prescriptions (Year 3, $p=0.15$; Year 5, $p=0.43$) (Figure 2; Table E1). During Years 1–3, the reduction in AR prescriptions with SLIT-tablets was numerically greater than the reduction observed with SCIT (Figure 2; Table E1). Thereafter, during Years 4–8, the changes in AR prescriptions showed a similar trend in the two subgroups (Figure 2; Table E1).

Long-term effectiveness: type of therapeutic allergen

Dividing the AIT group by type of allergen showed comparably greater reductions in AR prescriptions than controls across AIT subgroups specific to grass and to HDM allergen during Years 2–9 (grass- versus HDM-specific AIT: Year 3, $p=0.62$; Year 5, $p=0.17$) (Figure 3; Table E2). In contrast, the tree-specific AIT subgroup showed no difference in the reduction in AR prescriptions compared to the control group (Figure 3; Table E2). At Years 3 and 5, the reductions in AR prescriptions in subjects who received tree-specific AIT were statistically significantly lower than those observed in subjects who received grass-specific or HDM-specific AIT (tree- versus grass-specific AIT and tree- versus HDM-specific AIT, $p<0.0001$ for both comparisons).

Long-term effectiveness: persistence to treatment

A greater reduction in AR prescriptions was shown in persistent and non-persistent groups compared with controls. However, during 9 years of follow-up, the effect was most pronounced in subjects who were persistent to AIT treatment compared with subjects who were non-persistent to AIT (Figure 4; Table E3). At Year 3, the reduction in

AR prescriptions was numerically greater for persistent versus non-persistent subjects ($p=0.09$). At Year 5, the reduction in AR prescriptions was statistically significantly greater for persistent subjects versus non-persistent subjects ($p=0.006$).

Long-term effectiveness: SQ grass SLIT-tablet

The overall SLIT-tablet group showed numerically greater reductions in AR prescriptions compared with controls (Figure 5; Table E4), with the SQ grass SLIT-tablet group showing numerically greater reductions compared to the overall SLIT-tablet group during Years 2–7 (Figure 5; Table E4). Compared with SLIT-tablet controls, the SQ grass SLIT-tablet was associated with statistically significant reductions in AR prescriptions at Year 3 ($p=0.002$) and Year 5 ($p=0.03$), with sustained reductions across the available 7 years of follow-up (Figure 5; Table E4).

Safety

The safety profile of AIT was as expected, with an overall low rate of anaphylactic shock within 2 days of the first AIT prescription. SLIT-tablets showed a numerically lower incidence of anaphylactic shock than for SCIT (0.027% and 0.081%, respectively) (Figure 6). Within the type of therapeutic allergen variable, reported rates of anaphylactic shock ranged from 0.051% for grass allergen to 0.092% for tree allergen (Figure 6). No cases of anaphylactic shock were reported with any SQ SLIT-tablets (grass or HDM).

Discussion

These pre-specified subgroup analyses of the REACT study further characterise the long-term, real-world effectiveness of AIT in the treatment of AR. The findings add to the efficacy and safety profiles of AIT that have been established in RCTs, and support the robustness of the main REACT study, which demonstrated the real-world effectiveness of AIT for the treatment of AR (and asthma) during up to 9 years of follow-up.³² In addition, the findings may provide appropriate reassurance, and confidence, that the evidence for long-term, disease-modifying effects of the SQ grass SLIT-tablet is generalisable to real-life clinical practice.

The efficacy of AIT in the treatment of AR, evaluated through symptoms and medication use, is supported by various meta-analyses of data from RCTs.³⁴⁻³⁸ Published reports of clinical trials directly comparing route of administration – SCIT versus SLIT-tablets – are limited, with one recent RCT demonstrating similar efficacy for SQ grass SCIT and the SQ grass SLIT-tablet after 2 years of treatment.³⁹ The findings of the REACT study subgroup analyses are in accordance with the RCT data and allowed for additional long-term assessment of AIT. The results also suggest that the onset of effectiveness, assessed by the initial rate of reduction in AR prescriptions, was faster with SLIT-tablets than with SCIT.

The long-term reductions in AR prescriptions were consistent across grass and HDM allergen-specific AIT. However, a lack of effectiveness and a numerically higher rate of anaphylactic shock were observed for the tree allergen-specific AIT, highlighting an unmet need for the treatment of individuals with tree pollen allergy. Since completion of the REACT study in 2017, an SQ tree SLIT-tablet has been approved in Europe and Canada for the treatment of AR triggered by pollen from trees belonging to the birch homologous group.^{19,40,41} During the REACT study, the Therapy Allergen Ordinance (TAO) process was launched in Germany to ensure the use of proven and tested allergens in AIT products. Although a relatively long transition period has been permitted, several AIT products have been affected by this process and have been removed from the market. Similarly, new AIT products with evidence demonstrating their efficacy and safety have entered the market.⁴² Consequently, it is possible that the overall quality and, therefore, the safety and efficacy, of available AIT products (including tree allergen-specific AIT) has improved since the REACT study concluded. Further studies are required to confirm the favourable efficacy and safety profile of SQ tree SLIT-tablet in real-world settings.

The findings of the REACT subgroup analyses support the importance of persistence in individuals with AR – during 9 years of follow-up, subjects who were persistent to AIT showed larger reductions in AR prescriptions than non-persistent subjects. Although there were no apparent differences between the persistent and non-persistent subgroups

at baseline, residual confounding factors that are not evident from the data may exist. For example, persistence (as well as adherence) can be affected by many factors, such as the type of AIT or allergen, and the way in which individuals access treatment (for example, prescriptions from general practitioners versus medical specialists).^{43,44} Whilst an improvement in AR symptoms has been reported 2–5 months after AIT initiation,^{20,21,23,25-28} treatment for at least 3 years is recommended to achieve the long-term, disease-modifying effects of AIT.^{8,45} As for many chronic diseases, poor adherence and persistence to treatment are challenges in AR.^{43,44,46,47} For AIT, specifically, studies have reported low rates of adherence or persistence to SCIT and SLIT treatment, particularly in real-world settings.^{43,44,48-51} Consequently, there is a need to improve real-world adherence and persistence to AIT to ensure optimal long-term outcomes.^{43,44}

Interestingly, the findings of the subgroup analyses focusing on the SQ grass SLIT-tablet extend the existing evidence by demonstrating sustained effectiveness of the SQ grass SLIT-tablet across a longer duration of follow-up (i.e., 7 years) than had previously been evaluated in RCTs (5 years).¹⁸ The effectiveness of the SQ grass SLIT-tablet appears to be driving the overall reduction in AR prescriptions in the entire SLIT-tablet subgroup, indicating possible differences in effectiveness between different SLIT-tablet products. However, elucidation of these differences is not possible with the current dataset, as the overall SLIT-tablet group is comprised of both the SQ grass SLIT-tablet and other SLIT-tablets that were available on the German market during the study period.

AIT involves the administration of the specific type of allergen to which individuals are allergic¹² and is, therefore, associated with a risk of allergic reactions.⁵² In the present analyses, a low incidence of anaphylactic shock was reported across all subgroups, with no cases reported for SQ SLIT-tablets and one case for SLIT-tablets overall (n=1/3,754; 0.027%). Also, no cases of anaphylactic shock were reported with the SQ HDM SLIT-tablet, although data for this subgroup were excluded from the analyses due to low patient numbers (n=192), since the product was only launched at the very end of the study period. The incidence of local reactions, which are common following AIT,⁵³ and systemic reactions other than anaphylactic shock were not evaluated in this analysis. It should also be noted that the definition of anaphylaxis was limited to cases of anaphylactic shock that occurred within 2 days of the first AIT prescription (i.e., cases that were likely to be associated with AIT initiation), which may have led to underestimation of the rates of anaphylactic shock. However, the results of these subgroup analyses align with the safety data from RCTs of AIT in the treatment of AR.^{18-20,35,54}

The main strengths of these subgroup analyses were the large, unselected population of subjects with AR who had received an AIT prescription in real-world clinical practice, and the utilisation of pre-specified subgroups from the primary REACT study. The analysis was limited by the small number of subjects at the later timepoints in some subgroups,

which resulted in truncation of data. The AIT subgroups were not mutually exclusive, and the pre-specified subgroups were not further divided into other subgroups, thereby, limiting the granularity of the data. Furthermore, some AIT subjects could not be allocated to a particular subgroup (e.g., due to treatment with more than one allergen at the index date); these subjects were likely to be very heterogeneous and, therefore, were excluded from the analyses. Similarly, subjects treated with SLIT-drops were not included, as real-world studies aim to complement existing evidence from RCTs,²⁹ which remains sparse for SLIT-drops. Finally, re-matching of AIT subjects was not undertaken for the AIT subgroups. The AIT subgroups were pre-specified and were included to test the robustness of the primary outcome (AIT versus controls); therefore, AIT subjects were matched 1:1 with controls, not treated with AIT. To form the AIT subgroups, the existing matched pairs (AIT and controls) were divided by AIT treatment and persistence. As AIT subjects were not re-matched across AIT modalities, there could, potentially, be differences between the AIT subgroups, although they appeared similar at baseline. In consideration of these limitations, the data were mainly analysed descriptively, with *post hoc* statistical testing for key follow-up years only (Year 3 and Year 5). As the REACT study also demonstrated long-term and sustained effectiveness across a range of secondary asthma outcomes in the subgroup of AR subjects with pre-existing asthma, further analyses are warranted to explore these outcomes across different AIT modalities. However, the general results observed in these subgroup analyses of patients with AR align with the overall findings reported for AIT in the main REACT study,³² lending support to the data.

In conclusion, the findings of these subgroup analyses of the REACT study describe a consistent effectiveness of AIT in the real world. The results build on existing RCT evidence for the favourable efficacy and safety profiles of SQ SLIT-tablets, and extend the evidence for long-term, disease-modifying effects of the SQ grass SLIT-tablet. The results also highlight an unmet need for evidence-based treatments for AR triggered by tree pollen. This need may be met by the SQ tree SLIT-tablet which, in the period after the REACT study (i.e., after 2017) has demonstrated efficacy and safety in RCTs, providing an alternative treatment option for individuals with tree pollen allergy. Finally, the results also support the importance of persistence to AIT in ensuring optimal long-term outcomes for individuals with AR.

Acknowledgements

Writing and editorial assistance were provided by 'Cambridge – a Prime Global Agency', Cambridge, UK, funded by ALK-Abelló.

References

1. Dierick BJH, van der Molen T, Flokstra-de Blok BMJ, Muraro A, Postma MJ, Kocks JWH, et al. Burden and socioeconomics of asthma, allergic rhinitis, atopic dermatitis and food allergy. *Expert Rev Pharmacoecon Outcomes Res* 2020;20:437-53. <https://doi.org/10.1080/14737167.2020.1819793>.
2. Pawankar R, Canonica GW, Holgate ST, Lockey RF, Blaiss MS (eds). *World Allergy Organization (WAO) White Book on Allergy: Update 2013*. Milwaukee, Wisconsin: WAO; 2013.
3. Ozdoganoglu T, Songu M. The burden of allergic rhinitis and asthma. *Ther Adv Respir Dis* 2012;6:11-23. <https://doi.org/10.1177/1753465811431975>.
4. Sultész M, Horváth A, Molnár D, Katona G, Mezei G, Hirschberg A, et al. Prevalence of allergic rhinitis, related comorbidities and risk factors in schoolchildren. *Allergy Asthma Clin Immunol* 2020;16:98. <https://doi.org/10.1186/s13223-020-00495-1>.
5. Blaiss MS, Hammerby E, Robinson S, Kennedy-Martin T, Buchs S. The burden of allergic rhinitis and allergic rhinoconjunctivitis on adolescents: a literature review. *Ann Allergy Asthma Immunol* 2018;121:43-52. <https://doi.org/10.1016/j.anai.2018.03.028>.
6. Linneberg A, Dam Petersen K, Hahn-Pedersen J, Hammerby E, Serup-Hansen N, Boxall N. Burden of allergic respiratory disease: a systematic review. *Clin Mol Allergy* 2016;14:12. <https://doi.org/10.1186/s12948-016-0049-9>.
7. Shaaban R, Zureik M, Soussan D, Neukirch C, Heinrich J, Sunyer J, et al. Rhinitis and onset of asthma: a longitudinal population-based study. *Lancet* 2008;372:1049-57. [https://doi.org/10.1016/S0140-6736\(08\)61446-4](https://doi.org/10.1016/S0140-6736(08)61446-4).
8. Roberts G, Pfaar O, Akdis CA, Ansotegui IJ, Durham SR, Gerth van Wijk R, et al. EAACI guidelines on allergen immunotherapy: allergic rhinoconjunctivitis. *Allergy* 2018;73:765-98. <https://doi.org/10.1111/all.13317>.
9. Klimek L, Brehler R, Hamelmann E, Kopp M, Ring J, Treudler R, et al. Evolution of subcutaneous allergen immunotherapy (part 1): from first developments to mechanism-driven therapy concepts. *Allergo J Int* 2019;28:78-95. <https://doi.org/10.1007/s40629-019-0092-4>.
10. Cox L, Nelson H, Lockey R, Calabria C, Chacko T, Finegold I, et al. Allergen immunotherapy: a practice parameter third update. *J Allergy Clin Immunol* 2011;127:S1-55. <https://doi.org/10.1016/j.jaci.2010.09.034>.
11. Passalacqua G, Bagnasco D, Canonica GW. 30 years of sublingual immunotherapy. *Allergy* 2020;75:1107-20. <https://doi.org/10.1111/all.14113>.

12. Larsen JN, Broge L, Jacobi H. Allergy immunotherapy: the future of allergy treatment. *Drug Discov Today* 2016;21:26-37. <https://doi.org/10.1016/j.drudis.2015.07.010>.
13. Cox L, Jacobsen L. Comparison of allergen immunotherapy practice patterns in the United States and Europe. *Ann Allergy Asthma Immunol* 2009;103:451-9. [https://doi.org/10.1016/S1081-1206\(10\)60259-1](https://doi.org/10.1016/S1081-1206(10)60259-1).
14. Linkov G, Toskala E. Sublingual immunotherapy: what we can learn from the European experience. *Curr Opin Otolaryngol Head Neck Surg* 2014;22:208-10. <https://doi.org/10.1097/MOO.000000000000042>.
15. Sivam A, Tankersley M; American College of Allergy, Asthma, and Immunology Immunotherapy and Diagnostics Committee. Perception and practice of sublingual immunotherapy among practicing allergists in the United States: a follow-up survey. *Ann Allergy Asthma Immunol* 2019;122:623-9.e2. <https://doi.org/10.1016/j.anai.2019.03.023>.
16. Abramowicz M, Kruszewski J, Chciałowski A. Evaluation of the placebo effect in the trials of allergen immunotherapy effectiveness: meta-analysis of randomized and placebo-controlled trials. *Postepy Dermatol Alergol* 2018;35:620-5. <https://doi.org/10.5114/ada.2018.77614>.
17. Pfaar O, Agache I, Bergmann KC, Bindselev-Jensen C, Bousquet J, Creticos PS, et al. Placebo effects in allergen immunotherapy – an EAACI Task Force position paper. *Allergy* 2021;76:629-47. <https://doi.org/10.1111/all.14331>.
18. Durham SR, Emminger W, Kapp A, de Monchy JGR, Rak S, Scadding GK, et al. SQ-standardized sublingual grass immunotherapy: confirmation of disease modification 2 years after 3 years of treatment in a randomized trial. *J Allergy Clin Immunol* 2012;129:717-25. <https://doi.org/10.1016/j.jaci.2011.12.973>.
19. Biedermann T, Kuna P, Panzner P, Valovirta E, Andersson M, de Blay F, et al. The SQ tree SLIT-tablet is highly effective and well tolerated: results from a randomized, double-blind, placebo-controlled Phase III trial. *J Allergy Clin Immunol* 2019;143:1058-66. <https://doi.org/10.1016/j.jaci.2018.12.1001>.
20. Creticos PS, Maloney J, Bernstein DI, Casale T, Kaur A, Fisher R, et al. Randomized controlled trial of a ragweed allergy immunotherapy tablet in North American and European adults. *J Allergy Clin Immunol* 2013;131:1342-9. <https://doi.org/10.1016/j.jaci.2013.03.019>.
21. Nolte H, Hébert J, Berman G, Gawchik S, White M, Kaur A, et al. Randomized controlled trial of ragweed allergy immunotherapy tablet efficacy and safety in North American adults. *Ann Allergy Asthma Immunol* 2013;110:450-6. <https://doi.org/10.1016/j.anai.2013.03.013>.

22. Yonekura S, Gotoh M, Kaneko S, Maekawa Y, Okubo K, Okamoto Y. Disease-modifying effect of Japanese cedar pollen sublingual immunotherapy tablets. *J Allergy Clin Immunol Pract* 2021;9:4103-16. <https://doi.org/10.1016/j.jaip.2021.06.060>.
23. Demoly P, Emminger W, Rehm D, Backer V, Tommerup L, Kleine-Tebbe J. Effective treatment of house dust mite-induced allergic rhinitis with 2 doses of the SQ HDM SLIT-tablet: results from a randomized, double-blind, placebo-controlled Phase III trial. *J Allergy Clin Immunol* 2016;137:444-51. <https://doi.org/10.1016/j.jaci.2015.06.036>.
24. Valovirta E, Petersen TH, Piotrowska T, Laursen MK, Andersen JS, Sørensen HF, et al.; GAP investigators. Results from the 5-year SQ grass sublingual immunotherapy tablet asthma prevention (GAP) trial in children with grass pollen allergy. *J Allergy Clin Immunol* 2018;141:529-38.e13. <https://doi.org/10.1016/j.jaci.2017.06.014>.
25. Blaiss M, Maloney J, Nolte H, Gawchik S, Yao R, Skoner DP. Efficacy and safety of timothy grass allergy immunotherapy tablets in North American children and adolescents. *J Allergy Clin Immunol* 2011;127:64-71, 71.e1-4. <https://doi.org/10.1016/j.jaci.2010.11.034>.
26. Nolte H, Maloney J, Nelson HS, Bernstein DI, Lu S, Li Z, et al. Onset and dose-related efficacy of house dust mite sublingual immunotherapy tablets in an environmental exposure chamber. *J Allergy Clin Immunol* 2015;135:1494-501.e6. <https://doi.org/10.1016/j.jaci.2014.12.1911>.
27. Nolte H, Bernstein DI, Nelson HS, Ellis AK, Kleine-Tebbe J, Lu S. Efficacy and safety of ragweed SLIT-tablet in children with allergic rhinoconjunctivitis in a randomized, placebo-controlled trial. *J Allergy Clin Immunol Pract* 2020;8:2322-31.e5. <https://doi.org/10.1016/j.jaip.2020.03.041>.
28. Maloney J, Bernstein DI, Nelson H, Creticos P, Hébert J, Noonan M, et al. Efficacy and safety of grass sublingual immunotherapy tablet, MK-7243: a large randomized controlled trial. *Ann Allergy Asthma Immunol* 2014;112:146-53.e2. <https://doi.org/10.1016/j.anai.2013.11.018>.
29. Roche N, Anzueto A, Bosnic Anticevich S, Kaplan A, Miravittles M, Ryan D, et al.; Respiratory Effectiveness Group Collaborators. The importance of real-life research in respiratory medicine: manifesto of the Respiratory Effectiveness Group: endorsed by the International Primary Care Respiratory Group and the World Allergy Organization. *Eur Respir J* 2019;54:1901511. <https://doi.org/10.1183/13993003.01511-2019>.
30. Sherman RE, Anderson SA, Dal Pan GJ, Gray GW, Gross T, Hunter NL, et al. Real-world evidence – what is it and what can it tell us? *N Engl J Med* 2016;375:2293-7. <https://doi.org/10.1056/NEJMs1609216>.

31. Monti S, Grosso V, Todoerti M, Caporali R. Randomized controlled trials and real-world data: differences and similarities to untangle literature data. *Rheumatology (Oxford)* 2018;57:vii54-8. <https://doi.org/10.1093/rheumatology/key109>.
32. Fritzsching B, Contoli M, Porsbjerg C, Buchs S, Larsen JR, Elliott L, et al. Long-term real-world effectiveness of allergy immunotherapy in patients with allergic rhinitis and asthma: results from the REACT study, a retrospective cohort study. *Lancet Reg Health Eur* 2021;13:100275. <https://doi.org/10.1016/j.lanepe.2021.100275>.
33. Fritzsching B, Contoli M, Porsbjerg C, Buchs S, Larsen JR, Freemantle N. Real-world evidence: methods for assessing long-term health and effectiveness of allergy immunotherapy. *J Allergy Clin Immunol* 2022;149:881-3. <https://doi.org/10.1016/j.jaci.2021.12.781>.
34. Dhami S, Nurmatov U, Arasi S, Khan T, Asaria M, Zaman H, et al. Allergen immunotherapy for allergic rhinoconjunctivitis: a systematic review and meta-analysis. *Allergy* 2017;72:1597-631. <https://doi.org/10.1111/all.13201>.
35. Di Bona D, Plaia A, Leto-Barone MS, La Piana S, Di Lorenzo G. Efficacy of subcutaneous and sublingual immunotherapy with grass allergens for seasonal allergic rhinitis: a meta-analysis-based comparison. *J Allergy Clin Immunol* 2012;130:1097-107.e2. <https://doi.org/10.1016/j.jaci.2012.08.012>.
36. Dretzke J, Meadows A, Novielli N, Huissoon A, Fry-Smith A, Meads C. Subcutaneous and sublingual immunotherapy for seasonal allergic rhinitis: a systematic review and indirect comparison. *J Allergy Clin Immunol* 2013;131:1361-6. <https://doi.org/10.1016/j.jaci.2013.02.013>.
37. Nelson H, Cartier S, Allen-Ramey F, Lawton S, Calderon MA. Network meta-analysis shows commercialized subcutaneous and sublingual grass products have comparable efficacy. *J Allergy Clin Immunol Pract* 2015;3:256-66.e3. <https://doi.org/10.1016/j.jaip.2014.09.018>.
38. Radulovic S, Calderon MA, Wilson D, Durham S. Sublingual immunotherapy for allergic rhinitis. *Cochrane Database Syst Rev* 2010;2010:CD002893. <https://doi.org/10.1002/14651858.CD002893.pub2>.
39. Scadding GW, Calderon MA, Shamji MH, Eifan AO, Penagos M, Dumitru F, et al.; Immune Tolerance Network GRASS Study Team. Effect of 2 years of treatment with sublingual grass pollen immunotherapy on nasal response to allergen challenge at 3 years among patients with moderate to severe seasonal allergic rhinitis: the GRASS randomized clinical trial. *JAMA* 2017;317:615-25. <https://doi.org/10.1001/jama.2016.21040>.
40. ITULAZAX (standardised white birch pollen allergen extract). Summary of product characteristics. ALK-Abelló Ltd. September 2021.

41. ITULATEK (standardized allergen extract, white birch [*Betula Verrucosa*]). Product monograph. ALK-Abelló A/S. January 2022.
42. Mahler V, Bonertz A, Ruoff C, Hartenstein D, Mentzer D, Kaul S, Vieths S. What we learned from TAO – 10 years of German Therapy Allergen Ordinance. *Allergo J Int* 2019;28:330-7. <https://doi.org/10.1007/s40629-019-0101-7>.
43. Kiel MA, Röder E, Gerth van Wijk R, Al MJ, Hop WC, Rutten-van Mólken MPMH. Real-life compliance and persistence among users of subcutaneous and sublingual allergen immunotherapy. *J Allergy Clin Immunol* 2013;132:353-60.e2. <https://doi.org/10.1016/j.jaci.2013.03.013>.
44. Allam JP, Andreasen JN, Mette J, Serup-Hansen N, Wüstenberg EG. Comparison of allergy immunotherapy medication persistence with a sublingual immunotherapy tablet versus subcutaneous immunotherapy in Germany. *J Allergy Clin Immunol* 2018;141:1898-901.e5. <https://doi.org/10.1016/j.jaci.2017.12.999>.
45. Penagos M, Eifan AO, Durham SR, Scadding GW. Duration of allergen immunotherapy for long-term efficacy in allergic rhinoconjunctivitis. *Curr Treat Options Allergy* 2018;5:275-90. <https://doi.org/10.1007/s40521-018-0176-2>.
46. McHorney CA, Spain CV. Frequency of and reasons for medication non-fulfillment and non-persistence among American adults with chronic disease in 2008. *Health Expect* 2011;14:307-20. <https://doi.org/10.1111/j.1369-7625.2010.00619.x>.
47. Yeaw J, Benner JS, Walt JG, Sian S, Smith DB. Comparing adherence and persistence across 6 chronic medication classes. *J Manag Care Pharm* 2009;15:728-40. <https://doi.org/10.18553/jmcp.2009.15.9.728>.
48. Novak N, Buhl T, Pfaar O. Adherence during early allergen immunotherapy and strategies to motivate and support patients. *Eur Med J (Chelmsf)* 2018;3:21-9.
49. Vogelberg C, Brüggjenjürgen B, Richter H, Jutel M. Real-world adherence and evidence of subcutaneous and sublingual immunotherapy in grass and tree pollen-induced allergic rhinitis and asthma. *Patient Prefer Adherence* 2020;14:817-27. <https://doi.org/10.2147/PPA.S242957>
50. Musa F, Al-Ahmad M, Arifhodzic N, Al-Herz W. Compliance with allergen immunotherapy and factors affecting compliance among patients with respiratory allergies. *Hum Vaccin Immunother* 2017;13:514-7. <https://doi.org/10.1080/21645515.2016.1243632>.
51. Antico A. Long-term adherence to sublingual therapy: literature review and suggestions for management strategies based on patients' needs and preferences. *Clin Exp Allergy* 2014;44:1314-26. <https://doi.org/10.1111/cea.12362>.

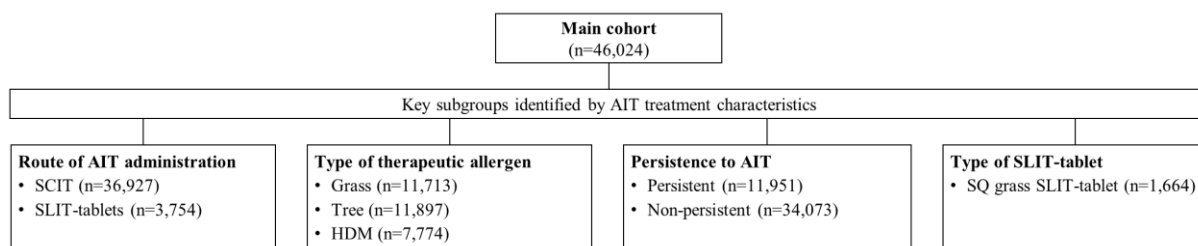
52. Lieberman P. The risk and management of anaphylaxis in the setting of immunotherapy. *Am J Rhinol Allergy* 2012;26:469-74. <https://doi.org/10.2500/ajra.2012.26.3811>.

53. James C, Bernstein DI. Allergen immunotherapy: an updated review of safety. *Curr Opin Allergy Clin Immunol* 2017;17:55-9. <https://doi.org/10.1097/ACI.0000000000000335>.

54. Frew AJ, Powell RJ, Corrigan CJ, Durham SR; UK Immunotherapy Study Group. Efficacy and safety of specific immunotherapy with SQ allergen extract in treatment-resistant seasonal allergic rhinoconjunctivitis. *J Allergy Clin Immunol* 2006;117:319-25. <https://doi.org/10.1016/j.jaci.2005.11.014>.

Figures

Figure 1: Pre-specified subgroups based on AIT treatment characteristics



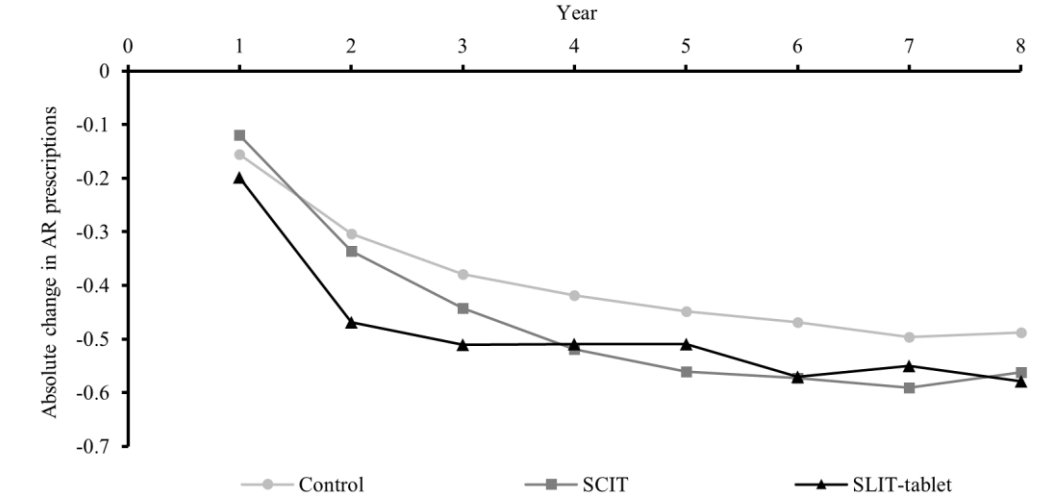
AIT subgroups were formed by dividing pairs of matched AR subjects (AIT and controls) from the main REACT study; therefore, each subgroup also included an equal number of matched AR control subjects

Persistence was defined as two prescriptions for the index AIT within two consecutive follow-up years

The data shown in this figure have been published previously,³² and have been reproduced here for completeness

AIT=allergy immunotherapy; HDM=house dust mite; SCIT=subcutaneous immunotherapy; SLIT=sublingual immunotherapy

Figure 2: Absolute change in AR prescriptions, compared with the pre-index year, by route of AIT administration



n-values	Year 1	Year 2	Year 3	Year 4	Year 5	Year 6	Year 7	Year 8
Control:	46,024	39,151	32,112	25,488	19,783	14,951	9,725	5,253
SCIT:	36,927	31,627	25,962	20,538	15,894	11,978	7,674	4,100
SLIT-tablet:	3,754	2,885	2,223	1,695	1,275	930	613	254

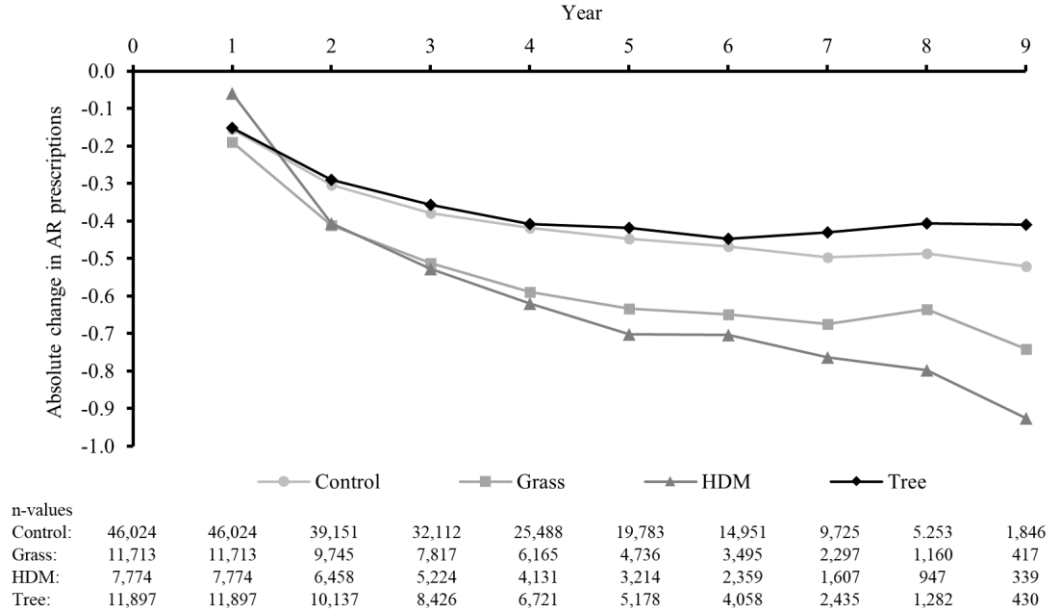
Due to small sample size (n<200), the analysis was truncated at Year 8

The main control group of the REACT study³² acted as the controls for this subgroup analysis

Mean number of AR prescriptions in the pre-index year: control=1.03; SCIT=1.06; SLIT-tablet=1.16

AIT=allergy immunotherapy; AR=allergic rhinitis; REACT=REAL-world efferCtiveness in allergy immunoTherapy; SCIT=subcutaneous immunotherapy; SLIT=sublingual immunotherapy

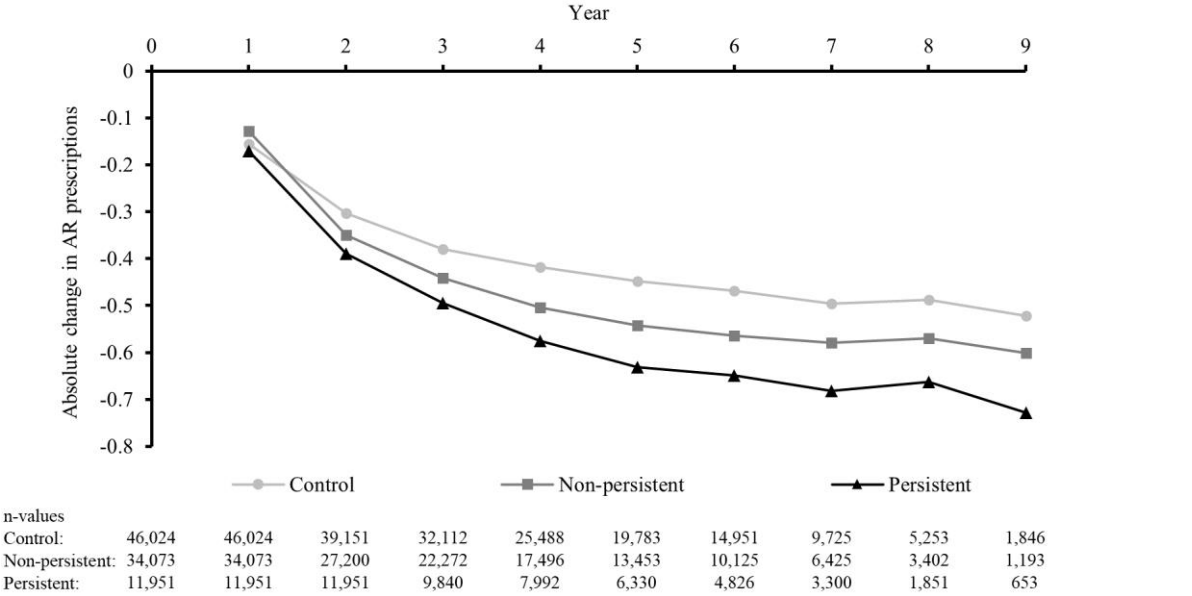
Figure 3: Absolute change in AR prescriptions, compared with the pre-index year, by type of therapeutic allergen



The main control group of the REACT study³² acted as the controls for this subgroup analysis
 Mean number of AR prescriptions in the pre-index year: control=1.03; grass=1.11; tree=0.94; HDM=1.22

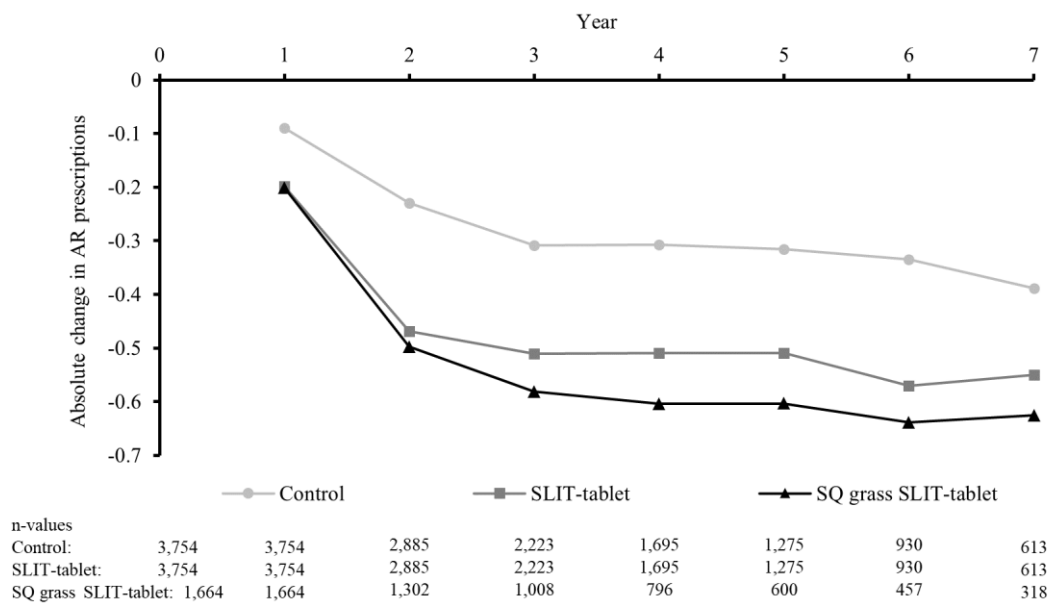
AIT=allergy immunotherapy; AR=allergic rhinitis; HDM=house dust mite; REACT=REAL-world effectiveness in allergy immunotherapy

Figure 4: Absolute change in AR prescriptions, compared with the pre-index year, by persistence to AIT



The main control group of the REACT study³² acted as the controls for this subgroup analysis
 Persistence was defined as two prescriptions for the index AIT within two consecutive follow-up years
 Mean number of AR prescriptions in the pre-index year: control=1.03; persistent=1.17; non-persistent=1.05
 AIT=allergy immunotherapy; AR=allergic rhinitis; REACT=REAL-world effeCtiveness in allergy immunoTherapy

Figure 5: Absolute change in AR prescriptions, compared with the pre-index year, for SLIT-tablets and the SQ grass SLIT-tablet



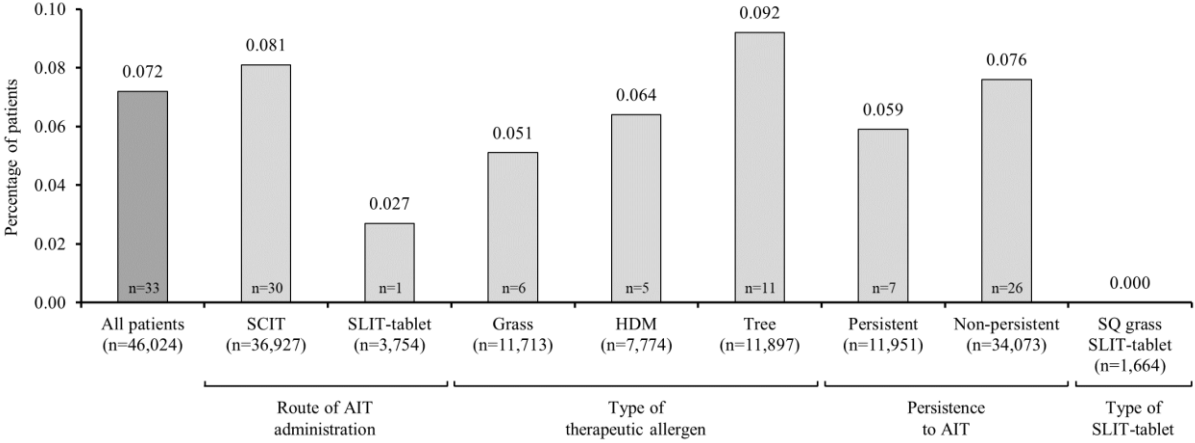
Due to small sample size ($n < 200$), the analysis was truncated at Year 7

The control group of the SLIT-tablet subgroup acted as the controls for this subgroup analysis

Mean number of AR prescriptions in the pre-index year: SLIT-tablet control=1.00; SLIT-tablet=1.16; SQ grass SLIT-tablet=1.19

AIT=allergy immunotherapy; AR=allergic rhinitis; SLIT=sublingual immunotherapy

Figure 6: Incidence of anaphylactic shock within 2 days after the AIT index date



Persistence was defined as two prescriptions for the index AIT within 2 consecutive follow-up years

AIT=allergy immunotherapy; HDM=house dust mite; SCIT=subcutaneous immunotherapy; SLIT=sublingual immunotherapy

Table I: Baseline demographics by subgroup, according to the different AIT variables

	Route of AIT administration		Type of therapeutic allergen			Persistence to AIT		Type of SLIT-tablet	Control groups	
	SCIT (n=36,927)	SLIT-tablet (n=3,754)	Grass (n=11,713)	Tree (n=11,897)	HDM (n=7,774)	Persistent (n=11,951)	Non-persistent (n=34,073)	SQ grass SLIT-tablet (n=1,664)	Main REACT cohort control ^{a,b} (n=46,024)	SLIT-tablet control ^c (n=3,754)
Age (years), mean (SD)	29.8 (16.2)	27.1 (15.3)	25.3 (14.6)	35.9 (16.9)	26.8 (15.6)	29.2 (17.1)	29.6 (16.0)	27.4 (15.3)	29.5 (17.4)	29.3 (17.4)
Sex (males), n (%)	19,567 (53.0)	2,035 (54.2)	6,675 (57.0)	5,818 (48.9)	4,081 (52.5)	6,594 (55.2)	17,816 (52.3)	920 (55.3)	24,134 (52.4)	1,992 (53.1)
Key comorbidities, n (%)										
Asthma	12,157 (32.9)	1,070 (28.5)	3,275 (28.0)	4,171 (35.1)	2,528 (32.5)	3,874 (32.4)	10,994 (32.3)	488 (29.3)	15,213 (33.1)	1,210 (32.2)
Conjunctivitis	8,127 (22.0)	781 (20.8)	2,749 (23.5)	2,907 (24.4)	1,240 (16.0)	2,660 (22.3)	7,341 (21.5)	349 (21.0)	10,126 (22.0)	804 (21.4)
Eczema	9,602 (26.0)	894 (23.8)	2,837 (24.2)	3,252 (27.3)	2,110 (27.1)	3,131 (26.2)	8,778 (25.8)	397 (23.9)	12,868 (28.0)	973 (25.9)
Health care utilisation, mean (SD)										
Ambulatory care (visits)	15.79 (12.34)	14.47 (12.00)	14.02 (11.16)	16.42 (12.87)	16.57 (12.92)	15.20 (12.17)	15.73 (12.31)	14.31 (12.04)	17.92 (16.57)	17.64 (16.25)
Hospitalisations (events)	0.20 (0.62)	0.20 (0.61)	0.18 (0.59)	0.19 (0.59)	0.26 (0.72)	0.19 (0.58)	0.20 (0.63)	0.18 (0.55)	0.21 (0.66)	0.21 (0.65)
Sick leave (days)	0.73 (1.40)	0.67 (1.37)	0.63 (1.33)	0.80 (1.39)	0.69 (1.44)	0.65 (1.28)	0.74 (1.42)	0.68 (1.38)	0.75 (1.55)	0.71 (1.45)
Total duration of index AIT^d treatment, (days), mean (SD)	561.0 (272.1)	481.5 (309.4)	533.5 (285.0)	555.8 (286.4)	569.0 (275.1)	817.3 (278.2)	454.9 (218.1)	555.4 (343.7)	-	-
AR prescriptions, mean (SD)	1.06 (1.66)	1.16 (1.78)	1.11 (1.69)	0.94 (1.52)	1.22 (1.84)	1.17 (1.83)	1.05 (1.66)	1.19 (1.78)	1.03 (1.88)	1.00 (1.84)
Antihistamine	0.44 (1.04)	0.49 (1.10)	0.52 (1.10)	0.43 (1.00)	0.33 (1.00)	0.51 (1.17)	0.43 (1.02)	0.54 (1.20)	0.40 (1.10)	0.39 (1.08)
INCS	0.47 (0.92)	0.49 (1.01)	0.41 (0.84)	0.40 (0.81)	0.65 (1.11)	0.46 (0.94)	0.47 (0.92)	0.48 (0.95)	0.44 (1.09)	0.42 (1.02)

^aBaseline demographics for the REACT study cohort (control group) have been published previously,³² and have been reproduced here for completeness

^bFor certain AIT variables (route of AIT administration, type of therapeutic allergen, and persistence to AIT), the main REACT cohort control group (i.e., matched subjects who did not receive an AIT prescription) acted as the controls for the corresponding subgroup analyses

^cFor the AIT variable, type of SLIT-tablet, the SQ grass SLIT-tablet group was compared with control subjects from the overall SLIT-tablet group

^dThe index AIT was defined as the first AIT that was prescribed during the study period (excluding venom AIT)

AIT=allergy immunotherapy; HDM=house dust mite; INCS=intranasal corticosteroid; REACT=REAL-world effectiveness in allergy immunotherapy; SCIT=subcutaneous immunotherapy; SD=standard deviation; SLIT=sublingual immunotherapy

Supplementary materials

Table E1: Absolute change from the pre-index year to each follow-up year in mean number of AR prescriptions, by route of AIT administration

Follow-up year	Absolute change in mean number of AR prescriptions		
	Control (n=46,024)	SCIT (n=36,927)	SLIT-tablet (n=3,754)
1	-0.16 (-0.18, -0.13)	-0.12 (-0.14, -0.10)	-0.20 (-0.28, -0.12)
2	-0.30 (-0.33, -0.28)	-0.34 (-0.36, -0.31)	-0.47 (-0.55, -0.38)
3	-0.38 (-0.41, -0.35)	-0.44 (-0.47, -0.42)	-0.51 (-0.60, -0.42)
4	-0.42 (-0.45, -0.39)	-0.52 (-0.55, -0.49)	-0.51 (-0.62, -0.40)
5	-0.45 (-0.48, -0.41)	-0.56 (-0.59, -0.53)	-0.51 (-0.63, -0.39)
6	-0.47 (-0.51, -0.43)	-0.57 (-0.61, -0.54)	-0.57 (-0.72, -0.42)
7	-0.50 (-0.54, -0.45)	-0.59 (-0.64, -0.55)	-0.55 (-0.72, -0.38)
8	-0.49 (-0.55, -0.43)	-0.56 (-0.62, -0.50)	-0.58 (-0.84, -0.32)

Values are absolute change (lower limit of the mean, upper limit of the mean)

Due to small sample size (n<200), the analysis was truncated at Year 8

The main control group of the REACT study³² acted as the controls for this subgroup analysis

Mean number of AR prescriptions in the pre-index year: control=1.03; SCIT=1.06; SLIT-tablet=1.16

AIT=allergy immunotherapy; AR=allergic rhinitis; SCIT=subcutaneous immunotherapy; REACT=REAL-world effectiveness in allergy immunoTherapy; SLIT=sublingual immunotherapy

Table E2: Absolute change from the pre-index year to each follow-up year in mean number of AR prescriptions, by type of therapeutic allergen

Follow-up year	Absolute change in mean number of AR prescriptions			
	Control (n=46,024)	Grass (n=11,713)	Tree (n=11,897)	HDM (n=7,774)
1	-0.16 (-0.18, -0.13)	-0.19 (-0.23, -0.15)	-0.15 (-0.19, -0.11)	-0.06 (-0.12, 0.00)
2	-0.30 (-0.33, -0.28)	-0.41 (-0.45, -0.37)	-0.29 (-0.33, -0.25)	-0.41 (-0.47, -0.35)
3	-0.38 (-0.41, -0.35)	-0.51 (-0.56, -0.46)	-0.36 (-0.40, -0.32)	-0.53 (-0.59, -0.46)
4	-0.42 (-0.45, -0.39)	-0.59 (-0.64, -0.54)	-0.41 (-0.45, -0.36)	-0.62 (-0.69, -0.55)
5	-0.45 (-0.48, -0.41)	-0.63 (-0.69, -0.57)	-0.42 (-0.47, -0.37)	-0.70 (-0.78, -0.62)
6	-0.47 (-0.51, -0.43)	-0.65 (-0.72, -0.58)	-0.45 (-0.50, -0.39)	-0.70 (-0.79, -0.61)
7	-0.50 (-0.54, -0.45)	-0.67 (-0.76, -0.59)	-0.43 (-0.50, -0.36)	-0.76 (-0.88, -0.65)
8	-0.49 (-0.55, -0.43)	-0.64 (-0.75, -0.52)	-0.41 (-0.50, -0.31)	-0.80 (-0.94, -0.65)
9	-0.52 (-0.62, -0.43)	-0.74 (-0.93, -0.55)	-0.41 (-0.59, -0.23)	-0.93 (-1.19, -0.66)

Values are absolute change (lower limit of the mean, upper limit of the mean)

The main control group of the REACT study³² acted as the controls for this subgroup analysis

Mean number of AR prescriptions in the pre-index year: control=1.03; grass=1.11; tree=0.94; HDM=1.22

AIT=allergy immunotherapy; AR=allergic rhinitis; HDM=house dust mite; REACT=REAL-world effectiveness in allergy immunotherapy

Table E3: Absolute change from the pre-index year to each follow-up year in mean number of AR prescriptions, by persistence to AIT

Follow-up year	Absolute change in mean number of AR prescriptions		
	Control (n=46,024)	Persistent (n=11,951)	Non-persistent (n=34,073)
1	-0.16 (-0.18, -0.13)	-0.17 (-0.22, -0.12)	-0.13 (-0.15, -0.10)
2	-0.30 (-0.33, -0.28)	-0.39 (-0.43, -0.35)	-0.35 (-0.38, -0.32)
3	-0.38 (-0.41, -0.35)	-0.49 (-0.54, -0.45)	-0.44 (-0.47, -0.41)
4	-0.42 (-0.45, -0.39)	-0.58 (-0.62, -0.53)	-0.50 (-0.53, -0.47)
5	-0.45 (-0.48, -0.41)	-0.63 (-0.68, -0.58)	-0.54 (-0.58, -0.51)
6	-0.47 (-0.51, -0.43)	-0.65 (-0.71, -0.59)	-0.56 (-0.60, -0.53)
7	-0.50 (-0.54, -0.45)	-0.68 (-0.76, -0.61)	-0.58 (-0.63, -0.53)
8	-0.49 (-0.55, -0.43)	-0.66 (-0.76, -0.57)	-0.57 (-0.64, -0.50)
9	-0.52 (-0.62, -0.43)	-0.73 (-0.89, -0.56)	-0.60 (-0.72, -0.48)

Values are absolute change (lower limit of the mean, upper limit of the mean)

The main control group of the REACT study³² acted as the controls for this subgroup analysis

Persistence was defined as two prescriptions for the index AIT within two consecutive follow-up years

Mean number of AR prescriptions in the pre-index year: control=1.03; persistent=1.17; non-persistent=1.05

AIT=allergy immunotherapy; AR=allergic rhinitis; REACT=REAL-world effectiveness in allergy immunotherapy

Table E4: Absolute change from the pre-index year to each follow-up year in mean number of AR prescriptions, for SLIT-tablets and the SQ grass SLIT-tablet

Follow-up year	Absolute change in mean number of AR prescriptions		
	Control (n=3,754)	SLIT-tablet (n=3,754)	SQ grass SLIT-tablet (n=1,664)
1	-0.09 (-0.17, -0.01)	-0.20 (-0.28, -0.12)	-0.20 (-0.32, -0.08)
2	-0.23 (-0.32, -0.14)	-0.47 (-0.55, -0.38)	-0.50 (-0.63, -0.37)
3	-0.31 (-0.40, -0.21)	-0.51 (-0.60, -0.42)	-0.58 (-0.72, -0.44)
4	-0.31 (-0.41, -0.20)	-0.51 (-0.62, -0.40)	-0.60 (-0.76, -0.45)
5	-0.32 (-0.44, -0.19)	-0.51 (-0.63, -0.39)	-0.60 (-0.77, -0.43)
6	-0.33 (-0.48, -0.19)	-0.57 (-0.72, -0.42)	-0.64 (-0.83, -0.45)
7	-0.39 (-0.56, -0.22)	-0.55 (-0.72, -0.38)	-0.63 (-0.84, -0.41)

Values are absolute change (lower limit of the mean, upper limit of the mean)

Due to small sample size (n<200), the analysis was truncated at Year 7

The control group of the SLIT-tablet subgroup acted as the controls for this subgroup analysis

Mean number of AR prescriptions in the pre-index year: SLIT-tablet control=1.00; SLIT-tablet=1.16; SQ grass SLIT-tablet=1.19

AR=allergic rhinitis; SLIT=sublingual immunotherapy