








BMJ Open Protocol for a mixed-method study to assess chronic cough in patients with renal cell carcinoma: the prevalence, impact on quality of life, trigger and potential clinical application of chronic cough as an early screening tool in patients with kidney cancer

Wendy Smith ¹, Marilena Loizidou ¹, Stuart Mazzone ², Faiz Mumtaz ^{1,3}, Kurinchi Gurusamy ¹, Veronica Ranieri ⁴, Maxine GB Tran ^{1,3}

To cite: Smith W, Loizidou M, Mazzone S, *et al.* Protocol for a mixed-method study to assess chronic cough in patients with renal cell carcinoma: the prevalence, impact on quality of life, trigger and potential clinical application of chronic cough as an early screening tool in patients with kidney cancer. *BMJ Open* 2023;**13**:e074077. doi:10.1136/bmjopen-2023-074077

► Prepublication history for this paper is available online. To view these files, please visit the journal online (<http://dx.doi.org/10.1136/bmjopen-2023-074077>).

Received 26 March 2023
Accepted 19 October 2023



© Author(s) (or their employer(s)) 2023. Re-use permitted under CC BY-NC. No commercial re-use. See rights and permissions. Published by BMJ.

For numbered affiliations see end of article.

Correspondence to

Wendy Smith;
wendy.smith.21@ucl.ac.uk

ABSTRACT

Introduction Cough as a symptom of renal cell carcinoma (RCC) was first described by Creevy in 1935, and despite one (unpublished) study suggesting it may affect 31% of these patients, as well as cough being discussed in forums for patients with kidney cancer, few clinicians are aware of this association. The cough has been described as unusual in nature, resolving rapidly after treatment with nephrectomy/embolisation but returning if the tumour recurs.

Methods and analysis A prospective study using a questionnaire will identify the prevalence of cough in patients with suspected or confirmed RCC attending the Specialist Centre for Kidney Cancer (London, UK). A longitudinal study in a representative sample of these patients, using EQ-5D-5L and Leicester Cough Questionnaires, together with the use of semi-structured interviews with patients, will identify the impact of cough in addition to having a diagnosis of suspected or confirmed RCC on quality of life. To investigate cough mechanisms, a pilot study using cough hypersensitivity testing will be performed on patients with RCC, with and without a cough. Clinical samples (urine, blood, phlegm and breath condensate) from patients with RCC, with and without a cough, will be collected and analysed for the presence of substances known to trigger or enhance cough and compared with the results obtained from healthy volunteers.

Ethics and dissemination Ethical approval has been granted (UK HR REC 22/PR/0791 dated 25/08/2022). Study outputs will be presented and published nationally and internationally at relevant conferences. This study will establish the prevalence of cough in patients with suspected or confirmed kidney cancer and support the education of clinicians to consider this diagnosis in patients with chronic cough (eg, recommending protocols to include both kidneys when investigating respiratory symptoms with chest CT scans). If substances known to trigger or enhance cough are identified and elevated in

STRENGTHS AND LIMITATIONS OF THE STUDY

- ⇒ This will be the first published study to establish the prevalence of cough in patients with suspected or confirmed renal cell carcinoma (RCC), though it is recognised that the self-reported cause of any cough present may be inaccurate.
- ⇒ The large number of patients surveyed will offset, to a degree, any bias arising from not all patients being asked or agreeing to confirm whether or not they have a cough.
- ⇒ The longitudinal cohort study will provide information on whether the cough relates to the extent of the disease or the treatment given. The failure of these patients to complete the questionnaires on three occasions over a 12-month period may introduce bias.
- ⇒ The impact of the cough and RCC on quality of life will be explored using mixed methods (validated questionnaires together with semi-structured interviews).
- ⇒ The pilot study will recruit 24 patients with RCC, half of whom have a cough, and the results of cough hypersensitivity testing and analysis of clinical samples for substances known to trigger or enhance the cough reflex will be compared with healthy volunteers matched as closely as possible with respect to age, gender and ethnicity to reduce bias.

clinical samples, this research could offer potential targets for treatment for this distressing symptom.

Trial registration number NIHR CRN portfolio CPMS ID:53 372.

INTRODUCTION

Renal cell carcinoma (RCC) is now the seventh most common cancer in the UK, with



an estimated lifetime risk (in those born after 1960) of 3% in males and 2% in females (Cancer Research UK).¹ A third of individuals diagnosed with RCC have stage 4 cancer at presentation with spread to the lungs, brain, bone and liver and thus can present with a persistent cough, haemoptysis, abnormal liver function tests and bone pain, among other symptoms (Kidney Cancer UK).² Chronic cough affects 10% of the adult population and is a common reason why patients visit their general practitioner (GP).³ In half of the patients, a cause (eg, asthma, bronchiectasis, gastro-oesophageal reflux and medication) is identified, but in the remainder, no cause is found. The recognition of cough occurring in patients with RCC was first described in 1935 by Creevy,⁴ and Estafan and Walsh, in a review of symptom prevalence in 1000 patients with cancer, found that cough was present in 31% of patients with RCC.⁵ Even now, clinicians treating patients with cough or RCC remain unaware of this association.

To date, there have been no published studies identifying the prevalence and risk factors for developing a cough in patients with RCC. A review of the literature suggests that coughing is rarely a presenting symptom of RCC. However, multiple patients report on patient forums within the Kidney Cancer UK website⁶ that they had an unexplained cough for many months before a diagnosis of RCC was made. Prior studies suggest that this cough occurs because of diaphragmatic irritation, pulmonary metastases or most likely a paraneoplastic syndrome.^{7–14} Many have reported that the cough resolves when the tumour has been treated either surgically or non-surgically (radiotherapy, embolisation or immunotherapy), but that the cough returns on recurrence of the primary tumour.

In a multicentre prospective observational cohort study, Vasudev and colleagues reported symptom patterns and incidental diagnosis rates in patients with suspected renal cancer, but they did not include cough in its own entity.¹⁵ Interestingly, 8% of patients with RCC were diagnosed as an incidental finding in patients investigated for respiratory symptoms (shortness of breath, cough, haemoptysis and pneumonia).¹⁵

Considering this potential gap in the literature, the overall aim of this research will be to determine the prevalence of cough in patients diagnosed with RCC, with a view to educating clinicians and the public about this association and enabling earlier diagnoses, thereby improving patient outcomes. Identification of the substance(s) that trigger or enhance the cough pathway may lead to novel treatments for managing this troublesome symptom and improving patients' quality of life.

METHODS AND ANALYSIS

Study design

The study will be conducted at the Specialist Centre for Kidney Cancer, the Royal Free NHS Trust, England, UK. A cross-sectional study will identify the prevalence of cough in up to 500 patients. This is the average number

of previously untreated patients attending the clinic in a year who will be identified from their medical records as having suspected or confirmed RCC. Patients recruited for the study are asked if they have a cough or not. If a cough is present, the duration that the cough has been present and the presumed cause of the cough, including any respiratory disease, gastro-oesophageal reflux and medications such as ACE inhibitors, are documented. A cohort of these (consented) patients will enter the arm of the study to provide information on their cough status and whether a cough resolves or develops over a 12-month period for each patient. Based on a 30% recruitment rate, approximately 150 patients will participate in this longitudinal cohort study. All these patients will be asked to complete the EQ-5D-5L questionnaire¹⁶ and, if a cough is present, to complete the Leicester Cough Questionnaire, a validated cough quality of life assessment tool.¹⁷ These questionnaires will provide a quantitative value of the impact of the cough in addition to a diagnosis of RCC and this will be analysed with reference to patient factors including smoking history, body mass index, comorbidities, stage and type of kidney cancer and treatment received. An in-depth study will provide information on the characteristics of the cough, the impact of the cough, as well as a diagnosis of suspected or confirmed kidney cancer. This will use interviews and focus groups consisting of patients with RCC, half having a cough, using a semi-structured interview approach to explore the physical, psychological and social impacts on quality of life. The number of patients required will depend on when 'saturation' is reached, but it is estimated to be in the order of 24 patients in total. Qualitative analysis will use thematic analysis based on grounded research.

A pilot study using cough challenge testing will be performed in consented patients with RCC (half with self-reported cough) and in matched 'healthy' volunteers to assess changes in cough reflex sensitivity. 'Healthy' volunteers will be participants with no history of RCC, respiratory diseases or medication known to affect the cough pathway. Patients with severe asthma, known rib metastasis and other conditions where cough hypersensitivity testing should be avoided, will be excluded from the cough cohort of patients. All participants will complete a cough severity visual analogue scale. Twelve participants will be recruited into each of the three groups. The cause of cough is a pilot study, and it is therefore not anticipated to be statistically robust but rather to determine the power for further studies. Julious recommended 12 participants in each arm for a pilot study.¹⁸ Hypothesis-driven biomarker testing will be carried out using clinical samples (urine, blood, phlegm and breath condensate) initially from a purposive sample of patients for analysis of substances known to trigger or enhance cough receptors. This will include mass spectrometry analysis of plasma samples taken from patients with a cough, presurgery and postsurgery to identify whether, for example, prostaglandin E₂ (PGE₂) is responsible for the cough. The 36 participants who had cough hypersensitivity testing will

12 “healthy” controls will participate in cough hypersensitivity testing and exploratory biomarker hypothesis testing.

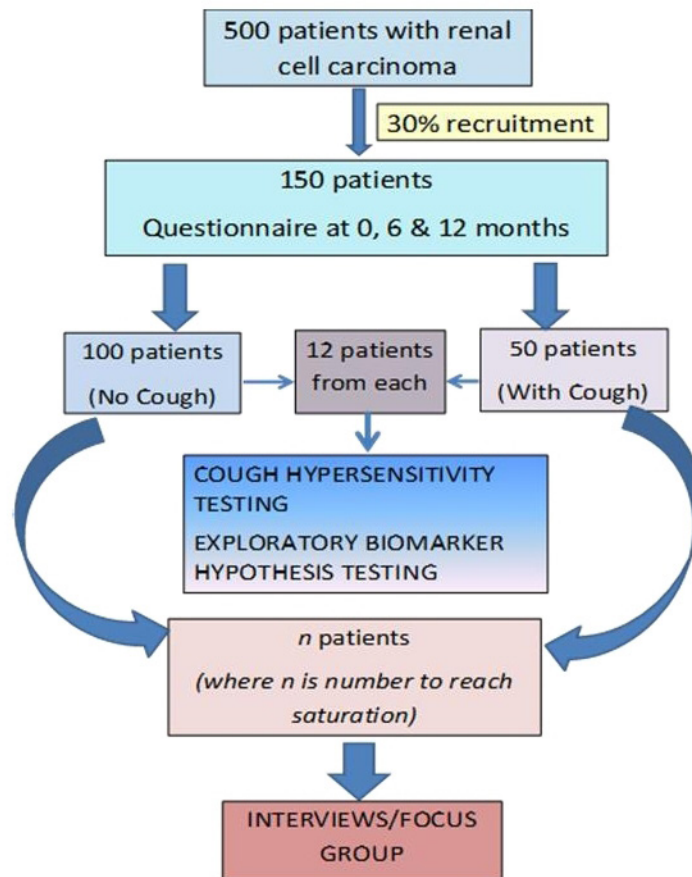


Figure 1 Study flow diagram.

have their clinical samples analysed to provide further evidence for the cause of the cough.

The study design is summarised in [figure 1](#).

Objectives and outcomes

The primary aim of the study is to determine the prevalence of cough in patients presenting with suspected or confirmed RCC with reference to the stage of disease and patient management. The secondary aims are to assess the additional impact of cough in patients with RCC and to investigate the possible mechanism of cough in these patients using cough hypersensitivity testing and by identifying the presence of substances known to trigger or enhance cough pathways.

This study may enable RCC in patients presenting with a cough, to be diagnosed at an earlier more treatable stage by incorporating the kidneys in chest CTs performed to investigate respiratory symptoms. If the cause of the cough is identified, patients unsuitable for a nephrectomy could receive effective cough treatments improving their quality of life within the palliative care pathway.

Eligibility criteria

The study will include patients over 18 years old who attend the specialist kidney cancer clinic and who have been pre-screened from their patient records as having suspected or confirmed RCC. Patients will be recruited

from October 2022 to October 2023. Verbal consent will be obtained for the cross-sectional prevalence component, patient information sheets will be provided, and written consent will be required for the other arms of the study.

Data collection

The study has been designed with consents (with attached patient information sheets), and all questionnaires and patient data are distributed from, and then stored directly onto REDCAP onto UCL’s Data Safe Haven, an encrypted and safe storage solution. Paper copies will be available when requested by the patients. The use of REDCAP (rather than paper as the primary medium) will prevent the omission of data since it has been set up so an answer must be entered at each data entry point to progress and complete the consents and surveys.

Patient and public involvement

Engagement with patient and public involvement (PPI) has been essential in the study concept and design, particularly in deciding the point at which patients are approached to participate in the study. PPI representatives from Kidney Cancer UK form the study support group, meeting every 6 months and a newsletter to update Kidney Cancer UK on the study will be produced prior to these meetings.

Analysis

The cross-sectional study on the prevalence of cough will be reported as the number of patients having a cough compared with the total number of patients with suspected or confirmed kidney cancer who are surveyed. The proportion with a cough to those surveyed per month will be reviewed to determine if there is seasonal variation due to viral illnesses occurring within the general population. Bar charts will be used for the patients' self-reported cause of cough and for cough duration.

The cohort study on quality of life is of mixed methods. Analysis of the EQ-5D-5L will use a T-test using a model to adjust what happens at baseline using a regression model and a model to compensate for patients failing to complete all questionnaires. The reasons why patients have dropped out of the study, for example, if too unwell, will be recorded. The Leicester Cough Questionnaire will be reported using the median and range and a regression model to indicate the change from baseline. The focus groups/individual interviews will use the qualitative method of thematic analysis.

Mechanistic investigations into the cause of cough are designed as a matched cohort study. Cough hypersensitivity testing will result in a concentration (ED50=concentration of half the maximum tolerated dose). If the data is found to be normalised, the mean concentration across the three groups will be analysed using a one-way ANOVA; otherwise, the non-parametric equivalent will be used. The same methods will be used in the analysis of substances known to cause or enhance the cough reflex, for example, PGE₂.

Ethics and dissemination

This study has ethical approval (IRAS: 306412, REC ref 22/PR/0791, EDGE:148781). All consents, questionnaires and patient data collected are uploaded onto REDCAP on the UCL Data Safe Haven. Recruitment has commenced, and the protocol being submitted is the same as the protocol that was approved by the ethics committee before any recruitment began.

Findings will be published in scientific journals that are open to access and at national and international meetings attended by physicians and GPs seeing patients with cough or kidney cancer. The patient representatives will help in the dissemination of findings via social media on patient forums such as Kidney Cancer UK, local hospital events and national kidney cancer patient education days.

Status of study

This study is currently recruiting well and on target.

Author affiliations

¹Division of Surgery and Interventional Science, University College London, London, UK

²Department of Anatomy and Physiology, The University of Melbourne, Melbourne, Victoria, Australia

³Specialist Centre for Kidney Cancer, Royal Free London NHS Foundation Trust, London, UK

⁴Department of Science Technology, University College London, London, UK

Acknowledgements We would like to acknowledge Dr Menelaos Pavlou for advice on the statistical analysis of the study.

Contributors Design of protocol: WS, ML, SM, KG, VR and MGBT. Draft of manuscript: WS and MGBT. Final approval of the manuscript: WS, FM, SM, ML, KG, VR and MGBT.

Funding This work was supported with awards from The Kidney Cancer Research Foundation and ENT UK Research Foundation.

Competing interests None except for the promotions and salaries that Kurinchi Gurusamy receive, are dependent on the publishing research protocols and findings.

Patient and public involvement Patients and/or the public were involved in the design, or conduct, or reporting, or dissemination plans of this research. Refer to the Methods section for further details.

Patient consent for publication Not applicable.

Provenance and peer review Not commissioned; externally peer reviewed.

Open access This is an open access article distributed in accordance with the Creative Commons Attribution Non Commercial (CC BY-NC 4.0) license, which permits others to distribute, remix, adapt, build upon this work non-commercially, and license their derivative works on different terms, provided the original work is properly cited, appropriate credit is given, any changes made indicated, and the use is non-commercial. See: <http://creativecommons.org/licenses/by-nc/4.0/>.

ORCID iDs

Wendy Smith <http://orcid.org/0000-0002-7674-2110>

Marilena Loizidou <http://orcid.org/0000-0002-0900-9795>

Stuart Mazzone <http://orcid.org/0000-0001-5270-1333>

Faiz Mumtaz <http://orcid.org/0000-0002-0211-3936>

Kurinchi Gurusamy <http://orcid.org/0000-0002-0313-9134>

Veronica Ranieri <http://orcid.org/0000-0003-0528-8640>

Maxine GB Tran <http://orcid.org/0000-0002-6043-4433>

REFERENCES

- 1 Kidney cancer | Cancer Research UK, Available: <https://www.kcuk.org.uk/kidney-cancer-patient-support/>
- 2 Coughing fits from Benidorm trips? Kidney Cancer UK (kcuk.org.uk),
- 3 Morice AH, Fontana GA, Sovijarvi ARA, *et al*. The diagnosis and management of chronic cough. *Eur Respir J* 2004;24:481–92. 10.1183/09031936.04.00027804 Available: <https://doi.org/10.1183/09031936.04.00027804>
- 4 Creevy CD. Confusing clinical manifestations of malignant renal Neoplasms archives of. *Arch Intern Med* 1935;55:895. 10.1001/archinte.1935.00160240024002 Available: <https://doi.org/10.1001/archinte.1935.00160240024002>
- 5 Estfan B, Walsh D. The cough from hell: diazepam for intractable cough in a patient with renal cell carcinoma. *J Pain Symptom Manage* 2008;36:553–8. 10.1016/j.jpainsymman.2007.12.007 Available: <https://doi.org/10.1016/j.jpainsymman.2007.12.007>
- 6 Kidney Cancer UK Kidney Cancer Patient Support - Kidney Cancer UK, Available: <https://www.cancerresearchuk.org/about-cancer/kidney-cancer>
- 7 Alsamman MA, Draper D. Nonmetastatic renal cell carcinoma presenting with persistent cough: case report with literature review. *Avicenna J Med* 2019;9:160–3. 10.4103/ajm.AJM_47_19 Available: https://doi.org/10.4103/ajm.AJM_47_19
- 8 Fujikawa A, Daidoh Y, Taoka Y, *et al*. Immediate improvement of a persistent cough after tumor Embolization for renal cell carcinoma--a rare manifestation of Paraneoplastic syndrome. *Scand J Urol Nephrol* 2002;36:393–5. 10.1080/003655902320783962 Available: <https://doi.org/10.1080/003655902320783962>
- 9 Giffen ZC, Flynn RM, Mostafa HI, *et al*. Cough as presenting symptom of renal cell carcinoma. *SN Compr Clin Med* 2021;3:221–6. 10.1007/s42399-020-00666-6 Available: <https://doi.org/10.1007/s42399-020-00666-6>
- 10 Okubo Y, Yonese J, Kawakami S, *et al*. Obstinate cough as a sole presenting symptom of non-metastatic renal cell carcinoma. *Int J of Urology* 2007;14:854–5. 10.1111/j.1442-2042.2007.01832.x Available: <https://onlinelibrary.wiley.com/toc/14422042/14/9>
- 11 Patel VR, Morganstern BA, Kavoussi LR. Persistent cough as a Paraneoplastic presenting symptom in six patients with renal cell carcinoma. *Asian J Urol* 2017;4:10–3. 10.1016/j.ajur.2016.06.001 Available: <https://doi.org/10.1016/j.ajur.2016.06.001>

- 12 Roberts L, Wood G, Whitby M, *et al.* An unusual case of chronic cough. *Aust N Z J Med* 1991;21:780.
- 13 Sullivan S. Paraneoplastic cough and renal cell carcinoma. *Can Respir J* 2016;2016:5938536. 10.1155/2016/5938536 Available: <https://doi.org/10.1155/2016/5938536>
- 14 Tatzel S, Sener A. Persistent dry cough: an unusual presentation of renal cell carcinoma. *CMAJ* 2014;186:136. 10.1503/cmaj.130355 Available: <https://doi.org/10.1503/cmaj.130355>
- 15 Vasudev NS, Wilson M, Stewart GD, *et al.* Challenges of early renal cancer detection: symptom patterns and incidental diagnosis rate in a Multicentre prospective UK cohort of patients presenting with suspected renal cancer. *BMJ Open* 2020;10:e035938. 10.1136/bmjopen-2019-035938 Available: <https://doi.org/10.1136/bmjopen-2019-035938>
- 16 Janssen MF, Pickard AS, Golicki D, *et al.* Measurement properties of the EQ-5D-5L compared to the EQ-5D-3L across eight patient groups: a multi-country study. *Qual Life Res* 2013;22:1717–27. 10.1007/s11136-012-0322-4 Available: <https://doi.org/10.1007/s11136-012-0322-4>
- 17 Biring, S. S., Prudon, B., Carr, A. J., *et al.* Development of a symptom specific health status measure for patients with chronic cough: Leicester cough questionnaire (LCQ). *Thorax* 2003;58:339–43. 10.1136/thorax.58.4.339 Available: <https://doi.org/10.1136/thorax.58.4.339>
- 18 Julious SA. Issues with number needed to treat. *Stat Med* 2005;24:3233–5. 10.1002/sim.2150 Available: <https://doi.org/10.1002/sim.2150>