

# Postcommunism & Postmaterialism? The Foundations of Green Politics in Estonia

Allan Sikk

School of Slavonic and East European Studies,  
University College London

[a.sikk@ucl.ac.uk](mailto:a.sikk@ucl.ac.uk)

**BASEES STUDY GROUP ON THE BALTIC STATES ANNUAL MEETING**  
**9 MAY 2010 Swansea University**

# The Estonian Greens

- Green Movement in late 1980s
- Green party/parties established in 1989/90
- Disappeared after 1995 elections
- Re-established in 2006
- 2004 European elections: Marek Strandberg
- Entered the parliament in 2007 (7.1% votes, 6 seats)
- Poor results in 2009
- Lost parliamentary representation in 2011: 3.8% votes

# Table 1. Electoral support for Green parties in Europe

|                                | 1990 | 1991 | 1992 | 1993 | 1994 | 1995 | 1996 | 1997 | 1998 | 1999 | 2000 | 2001 | 2002 | 2003 | 2004 | 2005 | 2006 | 2007 | 2008 | 2009 | 2010 | 2011 |     |
|--------------------------------|------|------|------|------|------|------|------|------|------|------|------|------|------|------|------|------|------|------|------|------|------|------|-----|
| <b>Denmark (Socialists)</b>    | 8.3  |      |      | 7.3  |      |      |      | 7.6  |      | 6.4  |      |      | 6.0  |      | 13.0 |      |      |      |      |      |      |      |     |
| <b>Luxembourg</b>              |      |      |      | 10.9 |      |      |      | 9.1  |      | 11.6 |      |      |      |      |      |      |      |      |      | 11.7 |      |      |     |
| <b>Austria</b>                 | 4.8  |      |      | 7.3  | 4.8  |      |      | 7.4  |      | 9.5  |      |      |      |      | 11.0 |      |      |      | 10.4 |      |      |      |     |
| <b>Germany</b>                 | 5.0  |      |      | 7.3  |      |      |      | 6.7  |      | 8.6  |      |      |      | 8.1  |      |      |      |      |      | 10.7 |      |      |     |
| <b>Switzerland</b>             | 6.1  |      |      |      | 5.0  |      |      | 5.0  |      |      |      |      | 7.4  |      |      |      |      |      | 9.6  |      |      |      |     |
| <b>Finland</b>                 | 6.8  |      |      |      | 6.5  |      |      | 7.3  |      |      |      |      | 8.0  |      |      |      |      |      | 8.5  |      |      |      | 7.3 |
| <b>Hungary<sup>a</sup></b>     |      |      |      |      |      |      |      |      |      |      |      |      |      |      |      |      |      |      |      |      |      |      | 7.5 |
| <b>Belgium (Ecolo)</b>         | 5.1  |      |      |      | 4.0  |      |      | 7.4  |      | 3.1  |      |      |      |      |      |      |      |      | 5.1  |      |      |      | 4.8 |
| <b>Netherlands<sup>b</sup></b> |      |      |      | 3.5  |      |      |      | 7.3  |      | 7.0  | 5.1  |      |      |      | 4.6  |      |      |      |      |      |      |      | 6.6 |
| <b>Sweden</b>                  | 3.4  |      |      | 5.0  |      |      |      | 4.5  |      | 4.6  |      |      |      |      | 5.2  |      |      |      |      |      |      |      | 7.3 |
| <b>Estonia</b>                 |      | 2.6  |      |      |      |      |      |      |      |      |      |      |      |      |      |      |      |      | 7.1  |      |      |      | 3.8 |
| <b>Belgium (Groen!)</b>        | 4.9  |      |      | 4.4  |      |      |      | 7.0  |      | 2.5  |      |      |      |      |      |      |      |      | 4.0  |      |      |      | 4.4 |
| <b>France</b>                  |      |      | 4.1  |      |      |      |      | 6.8  |      | 4.5  |      |      |      |      |      |      |      |      | 3.3  |      |      |      |     |
| <b>Czech Republic</b>          | 4.1  | 6.5  |      |      |      |      |      | 1.1  |      | 2.4  |      |      |      |      | 6.3  |      |      |      |      |      |      |      | 2.4 |
| <b>Ireland</b>                 |      | 1.4  |      |      |      |      |      | 2.8  |      | 3.8  |      |      |      |      |      |      |      |      | 4.7  |      |      |      | 1.8 |
| <b>Denmark<sup>b</sup></b>     | 1.7  |      |      | 3.1  |      |      |      | 2.7  |      | 2.4  |      |      |      |      | 3.4  |      |      |      | 2.2  |      |      |      |     |
| <b>Italy</b>                   |      | 2.8  | 2.7  | 2.5  |      |      |      |      |      | 2.2  |      |      |      |      |      |      |      |      | 2.1  |      |      |      |     |
| <b>Greece</b>                  |      |      |      |      |      |      |      |      |      |      |      |      |      |      |      |      |      |      | 1.1  |      | 2.5  |      |     |
| <b>Cyprus</b>                  |      |      |      |      |      |      |      |      |      |      | 2.0  |      |      |      |      |      |      |      | 2.0  |      |      |      |     |
| <b>Latvia<sup>c</sup></b>      |      | 1.2  |      |      |      |      |      |      |      |      |      |      |      |      |      |      |      |      |      |      |      |      |     |
| <b>Great Britain</b>           |      | 0.5  |      |      |      |      |      | 0.2  |      | 0.6  |      |      |      |      | 1.0  |      |      |      |      |      |      |      | 1.0 |

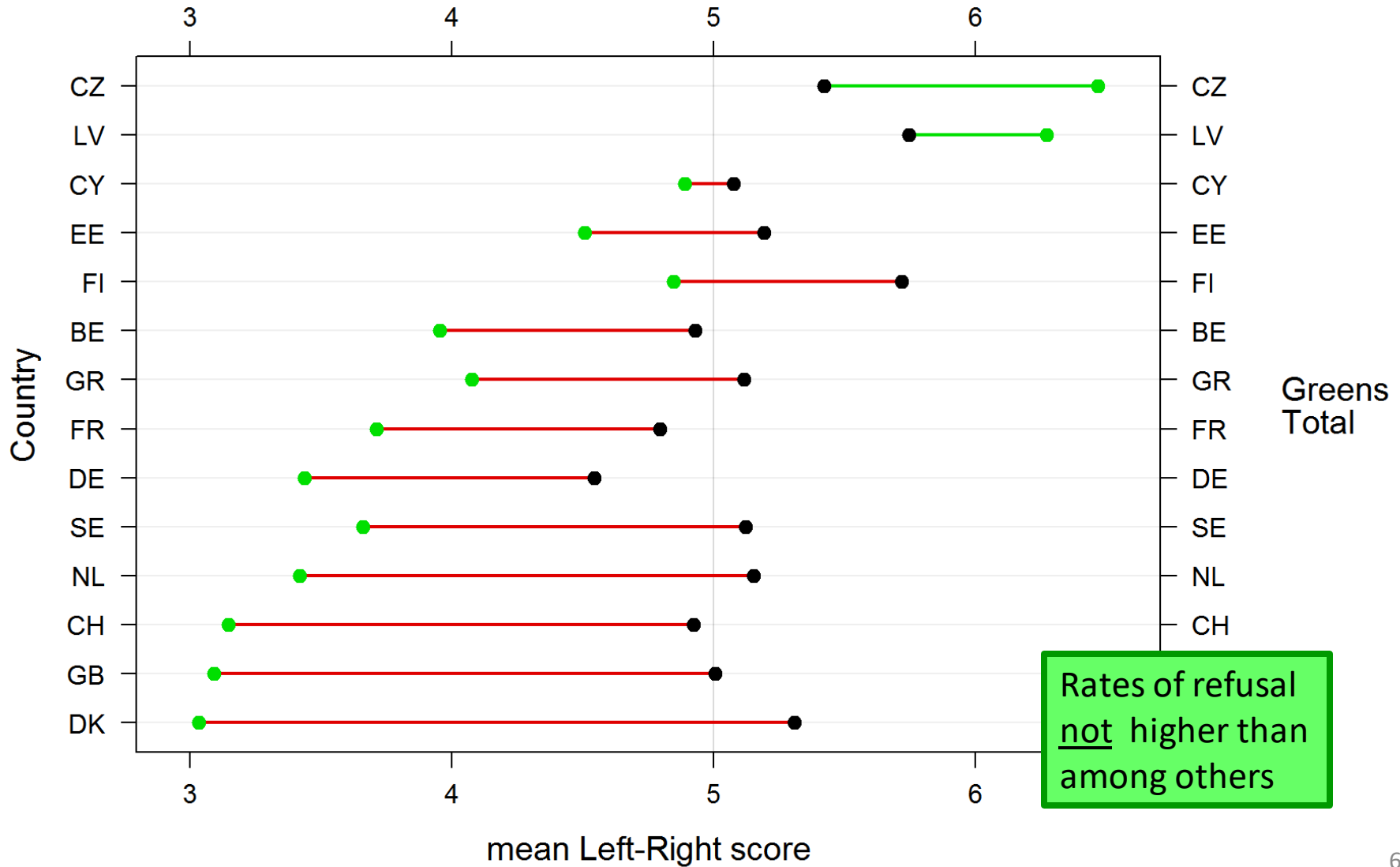
# Green parties in CEE

- Weaker than in Western Europe
- Some recent success stories:  
HU, EE, CZ, SI?, LV?
- **Estonian Greens** still the second most popular Green party in CEE
- Interesting as a case study  
and for comparisons to CZ and WE greens
- European Social Survey 2008/9 (65)
- *Party supporters = "Greens"*

# Greens, Post-materialism and the Left

- **Value change** in 1960s/70s a crucial factor behind the rise of Greens in Western Europe
- **Post-material / self-expression values**
- As against material/survival
- “Green”, “new politics”, “new left” & “liberal left”
- But: providing an alternative to the Right/Left a Green aim

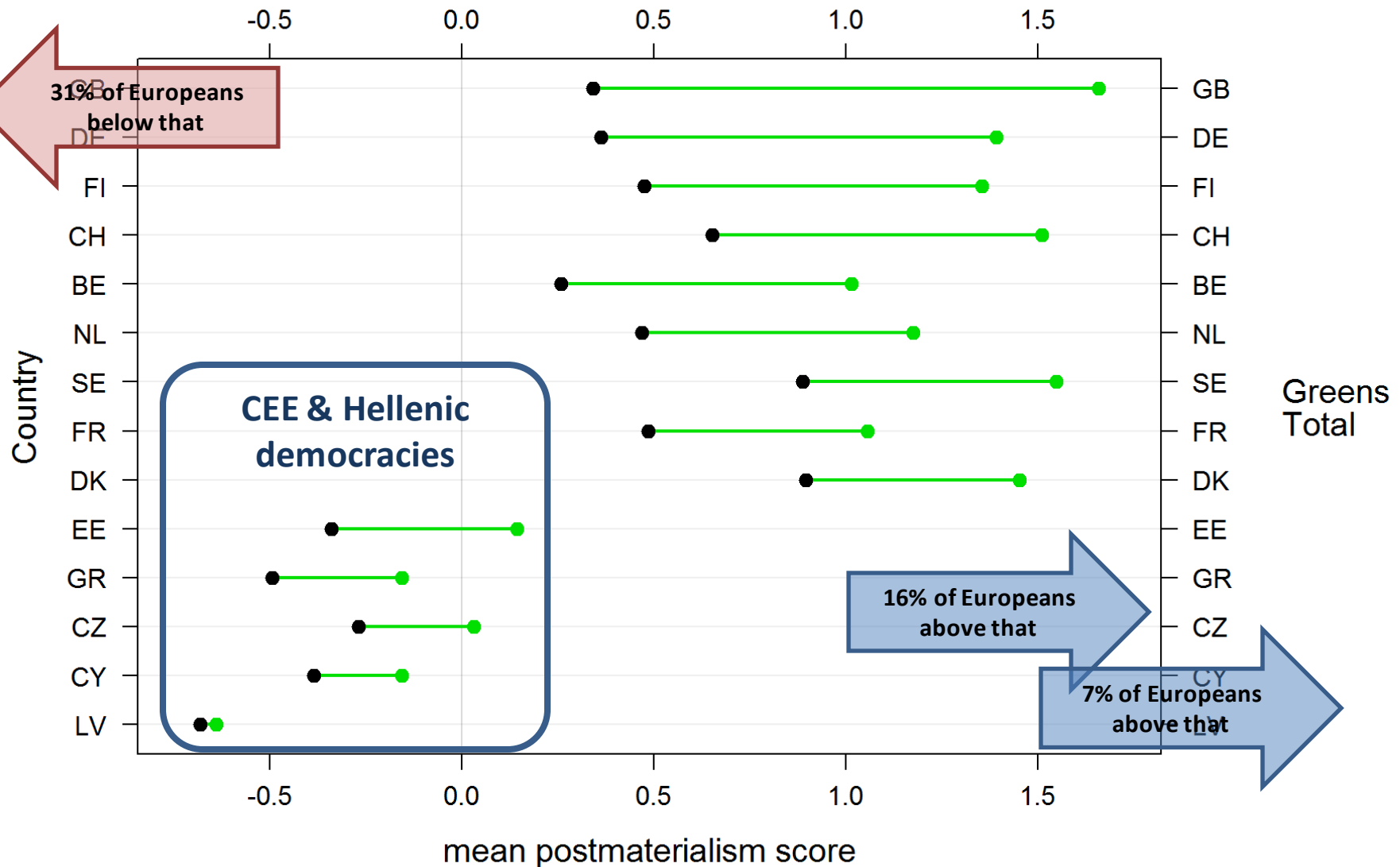
# Left-Right self-placement: Greens & others



# Post-materialist value orientations

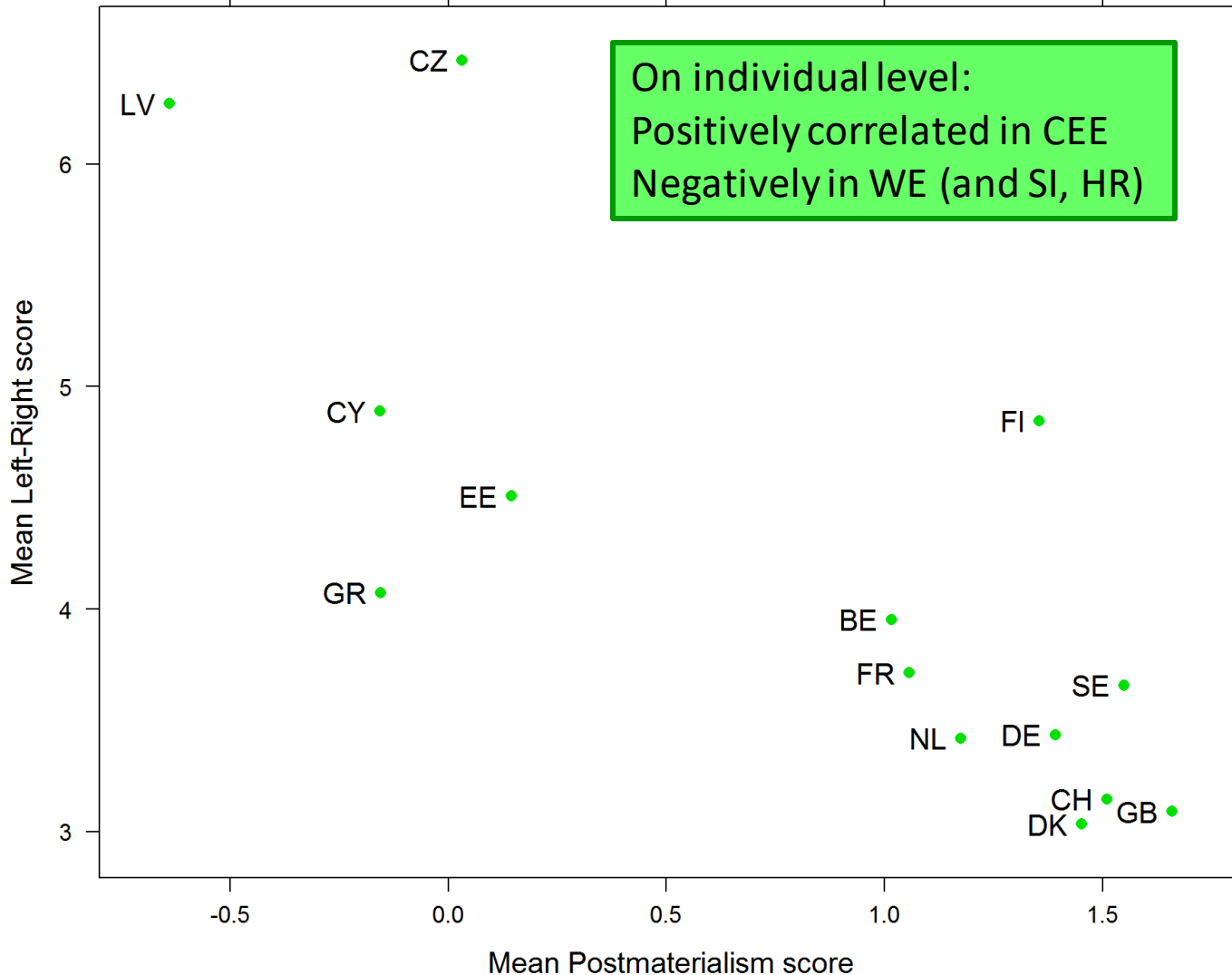
- Emphasis on **self-expression and quality of life** over economic and physical security:
  - *Important to make own decisions and be free;*
  - *... think new ideas and being creative;*
  - *... be rich, have money and expensive things (rev.);*
  - *... live in secure and safe surroundings (rev.);*
  - *... government is strong and ensures safety (rev.)*
- How **happy** are you? (0: extremely unhappy, 10: extremely happy);
- **Gays and lesbians** free to live their own life as they wish (1: disagree strongly ... 5 agree strongly);
- Have you signed a **petition** / taken part in a lawful **demonstration** / **boycotted** certain products during the last 12 months?

# Post-materialism: Greens & others

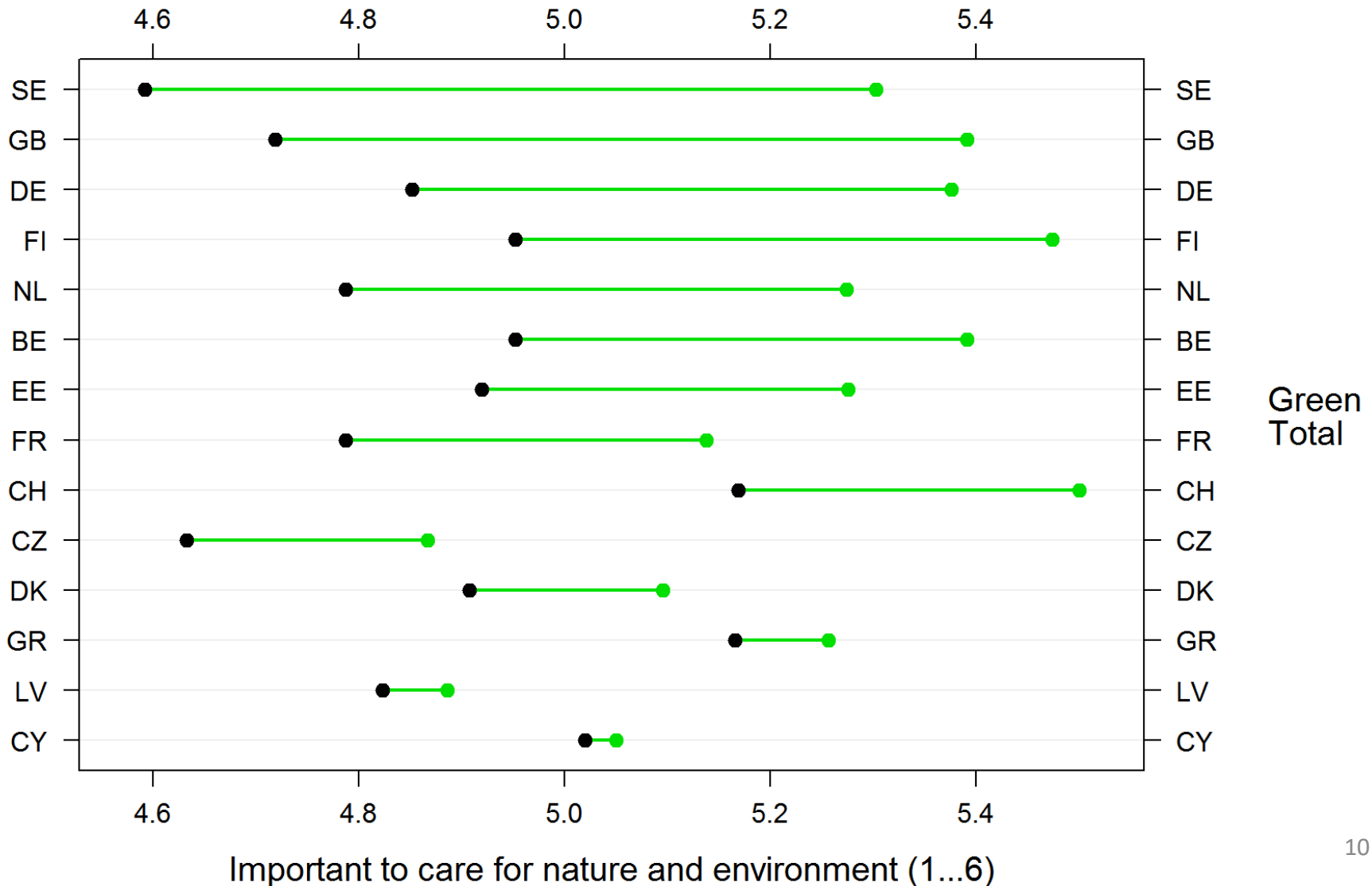




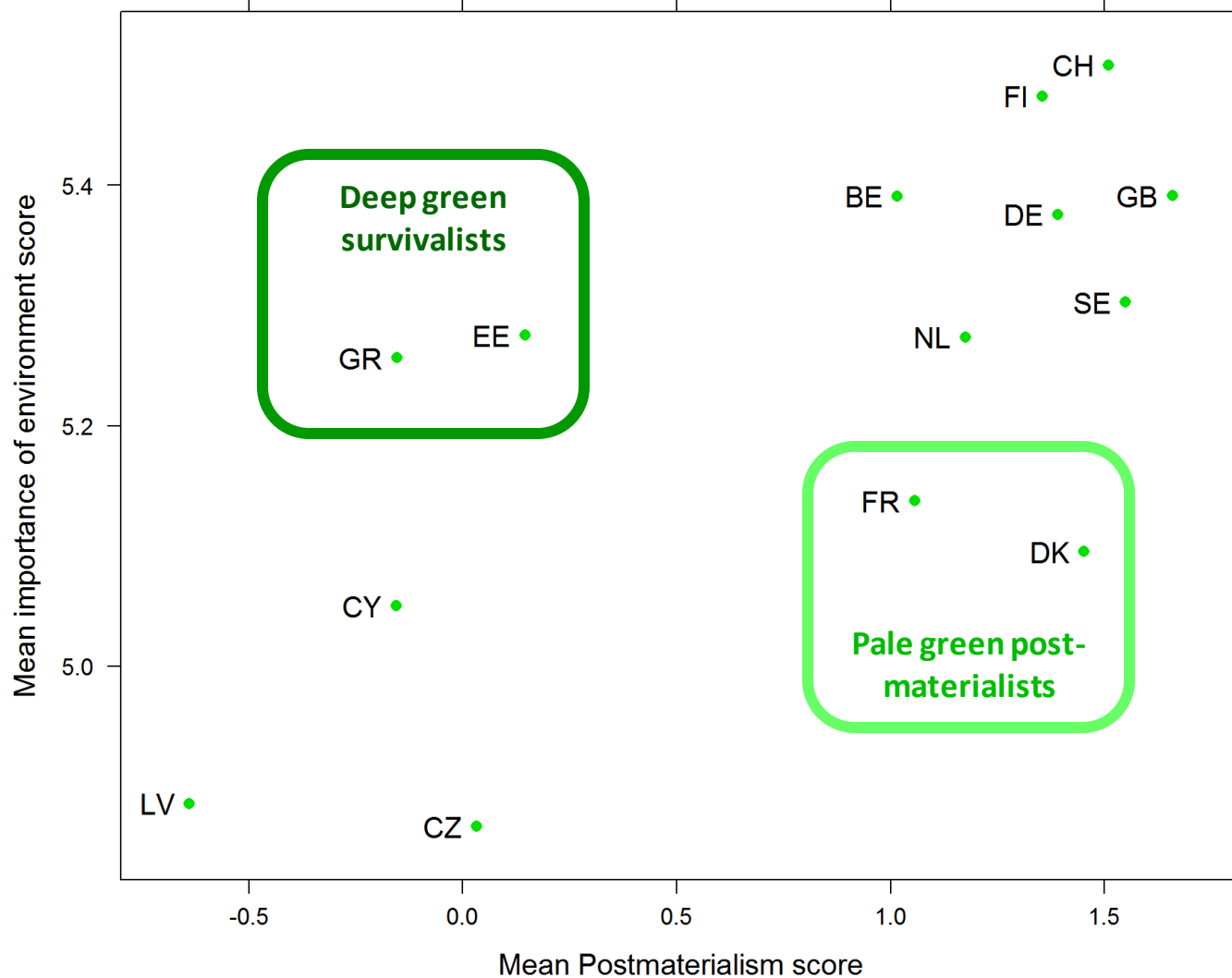
# Green supporters: Post-materialism & Left-Right

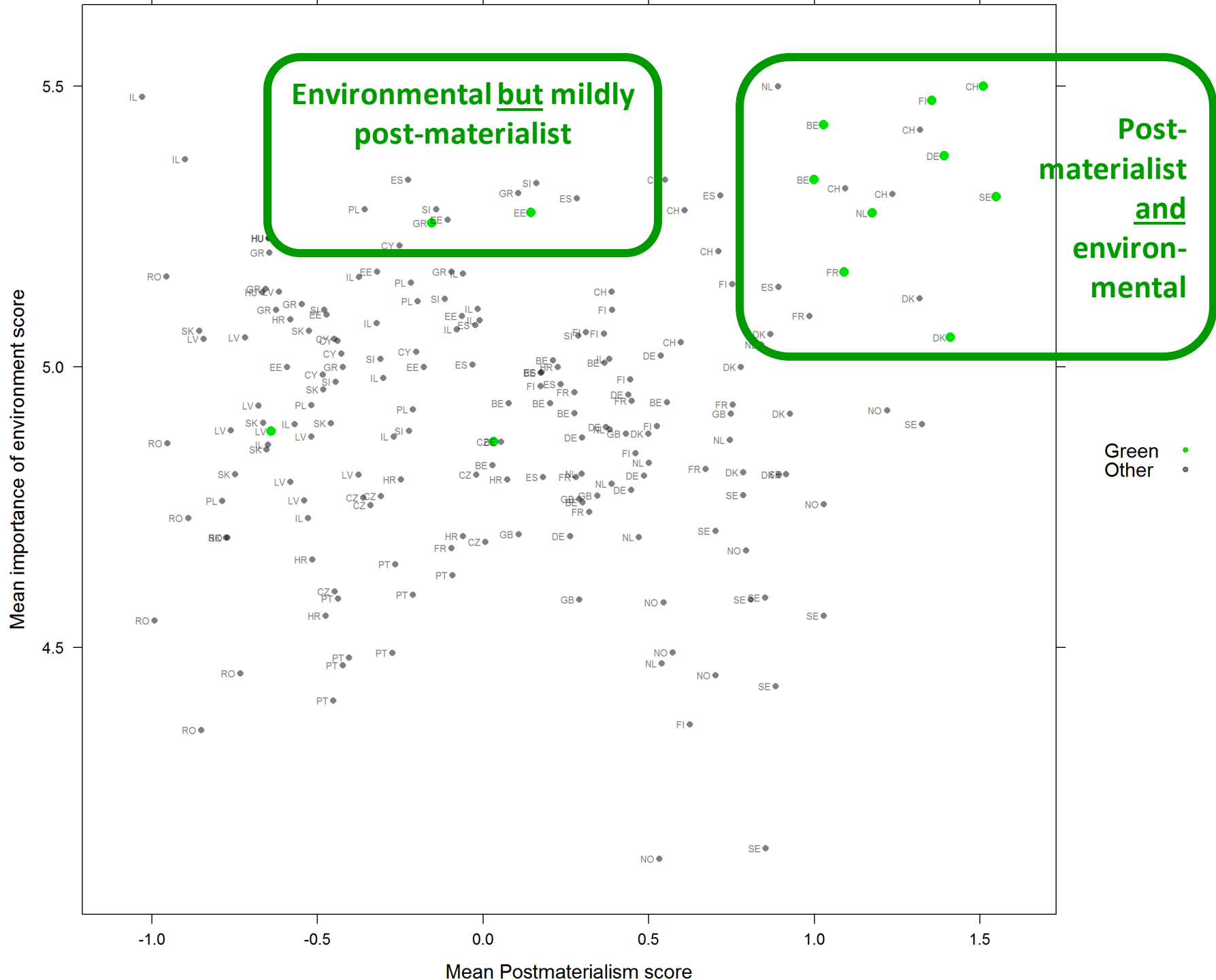


# Important to care for nature & environment



# Greens: Post-materialism and care for nature & environment





# Explaining the lower post-materialism scores

- Lower score of Estonian Greens explained by **lower engagement in activities** (petitions, boycotts, demonstrations) and **tolerance of gays & lesbians**
- Different from the **Czech Greens** who trust others less and aspire for affluence more.

# Can modern science be relied on to solve our environmental problems

| Party                                  | Agree/agree strongly (%) | Disagree/disagree strongly (%) | N    |
|--|--------------------------|--------------------------------|------|
| EE:Estonian Greens                     | 89.9                     | 0.0                            | 65   |
| BE:Ecolo                               | 64.6                     | 12.3                           | 45   |
| CY:The Cyprus Green Party              | 60.0                     | 20.0                           | 103  |
| FI:The Green League                    | 54.2                     | 20.6                           | 20   |
| FR:Les Verts                           | 47.7                     | 29.2                           | 60   |
| BE:Groen!                              | 44.5                     | 26.7                           | 157  |
| LV:Greens and Farmers Union            | 44.2                     | 14.7                           | 20   |
| Average                                | 40.9                     | 31.7                           | 1342 |
| SE:Green Party                         | 40.0                     | 21.3                           | 69   |
| NL:Green Left                          | 38.4                     | 24.4                           | 131  |
| CH:Green party                         | 36.9                     | 44.7                           | 15   |
| FR:Autres mouvements écologistes       | 33.4                     | 13.4                           | 65   |
| GB:Green Party                         | 30.4                     | 52.2                           | 23   |
| DE:Green Party (Bündnis 90/Die Grünen) | 23.0                     | 42.7                           | 210  |
| CZ:Green Party                         | 18.3                     | 55.0                           | 86   |
| DK:Enhedslisten                        | 15.0                     | 70.0                           | 80   |
| DK: Socialistisk Folkeparti            | 13.5                     | 60.1                           | 193  |

# Individual level determinants of Green vote

## *logit analysis*

|                   | Estonia 1 | se        | Estonia 2 | se        | Czech R    | se       | Latvia    | se        |
|-------------------|-----------|-----------|-----------|-----------|------------|----------|-----------|-----------|
| Higher education  | 0.807***  | (0.269)   | 0.782***  | (0.296)   | 0.177      | (0.368)  | -0.244    | (0.197)   |
| Religiosity       | -0.0127   | (0.0490)  | 0.00470   | (0.0524)  | 0.00423    | (0.0498) | -0.0571*  | (0.0302)  |
| Age               | -0.00831  | (0.00775) | -0.0132   | (0.00834) | -0.0424*** | (0.0103) | 0.0138*** | (0.00526) |
| Public sector job | 0.330     | (0.279)   | 0.403     | (0.300)   | -0.111     | (0.335)  | 0.169     | (0.184)   |
| Left-Right        |           |           | -0.278*** | (0.0693)  | 0.103*     | (0.0602) | -0.0212   | (0.0333)  |
| City              |           |           | -0.0765   | (0.292)   | -0.272     | (0.304)  | -0.414**  | (0.173)   |
| Constant          | -2.509*** | (0.447)   | -0.853    | (0.593)   | -1.408**   | (0.668)  | -1.653*** | (0.371)   |
| Observations      | 929       |           | 775       |           | 1,015      |          | 1,004     |           |
| Pseudo R-squared  | 0.0312    |           | 0.0657    |           | 0.0665     |          | 0.0211    |           |

|                   | Germany   | se         | Sweden     | se        | Finland    | se        | Great Britain | se        |
|-------------------|-----------|------------|------------|-----------|------------|-----------|---------------|-----------|
| Higher education  | 0.527***  | (0.175)    | 1.044***   | (0.264)   | 0.765***   | (0.217)   | 0.265         | (0.465)   |
| Religiosity       | 0.0559*   | (0.0287)   | 0.0717*    | (0.0430)  | -0.0665*   | (0.0371)  | -0.0993       | (0.0727)  |
| Age               | -6.56e-05 | (0.000171) | -0.0342*** | (0.00829) | -0.0333*** | (0.00696) | 0.000200      | (0.00107) |
| Public sector job | -0.00604  | (0.203)    | 0.113      | (0.261)   | 0.0426     | (0.224)   | 0.543         | (0.464)   |
| Left-Right        | -0.341*** | (0.0478)   | -0.386***  | (0.0588)  | -0.267***  | (0.0494)  | -0.476***     | (0.110)   |
| City              | 0.531***  | (0.174)    | 0.515**    | (0.247)   | 1.023***   | (0.199)   | -0.273        | (0.491)   |
| Constant          | -1.770*** | (0.244)    | -0.613     | (0.488)   | 0.163      | (0.442)   | -2.094***     | (0.569)   |
| Observations      | 1,972     |            | 1,455      |           | 1,555      |           | 1,436         |           |
| Pseudo R-squared  | 0.0720    |            | 0.151      |           | 0.154      |           | 0.121         |           |

Standard errors in parentheses  
 \*\*\* p<0.01, \*\* p<0.05, \* p<0.1