

## Research Paper

# Effect of incarceration and opioid agonist treatment transitions on risk of hospitalisation with injection drug use-associated bacterial infections: A self-controlled case series in New South Wales, Australia

Thomas D. Brothers<sup>a,b,c,\*</sup>, Dan Lewer<sup>a,b,d</sup>, Nicola Jones<sup>a</sup>, Samantha Colledge-Frisby<sup>a</sup>, Matthew Bonn<sup>e</sup>, Alice Wheeler<sup>f</sup>, Jason Grebely<sup>f</sup>, Michael Farrell<sup>a</sup>, Matthew Hickman<sup>g</sup>, Andrew Hayward<sup>b</sup>, Louisa Degenhardt<sup>a</sup>

<sup>a</sup> National Drug and Alcohol Research Centre (NDARC), University of New South Wales, Australia

<sup>b</sup> UCL Collaborative Centre for Inclusion Health, Department of Epidemiology and Public Health, University College London, United Kingdom

<sup>c</sup> Division of General Internal Medicine, Department of Medicine, Dalhousie University, Canada

<sup>d</sup> Bradford Institute for Health Research, Bradford Teaching Hospitals NHS Foundation Trust, United Kingdom

<sup>e</sup> Canadian Association of People who Use Drugs (CAPUD), Canada

<sup>f</sup> Kirby Institute, University of New South Wales, Australia

<sup>g</sup> Population Health Sciences, University of Bristol, United Kingdom

## ARTICLE INFO

## Keywords:

Cellulitis  
Abscess  
Endocarditis  
Prison  
Medications for opioid use disorder

## ABSTRACT

**Background:** Transitional times in opioid use, such as release from prison and discontinuation of opioid agonist treatment (OAT), are associated with health harms due to changing drug consumption practices and limited access to health and social supports. Using a self-controlled (within-person) study design, we aimed to understand if these transitions increase risks of injection drug use-associated bacterial infections.

**Methods:** We performed a self-controlled case series among a cohort of people with opioid use disorder (who had all previously accessed OAT) in New South Wales, Australia, 2001–2018. The outcome was hospitalisation with injecting-related bacterial infections. We divided participants' observed days into time windows related to incarceration and OAT receipt. We compared hospitalization rates during focal (exposure) windows and referent (control) windows (i.e., 5–52 weeks continuously not incarcerated or continuously receiving OAT). We estimated adjusted incidence rate ratios (aIRR) using conditional logistic regression, adjusted for time-varying confounders.

**Results:** There were 7590 participants who experienced hospitalisation with injecting-related bacterial infections (35% female; median age 38 years; 78% hospitalised with skin and soft-tissue infections). Risk for injecting-related bacterial infections was elevated for two weeks following release from prison (aIRR 1.45; 95%CI 1.22–1.72). Risk was increased during two weeks before (aIRR 1.89; 95%CI 1.59–2.25) and after (aIRR 1.91; 95%CI 1.54–2.36) discontinuation of OAT, and during two weeks before (aIRR 3.63; 95%CI 3.13–4.22) and after (aIRR 2.52; 95%CI 2.09–3.04) OAT initiation.

**Conclusion:** Risk of injecting-related bacterial infections varies greatly within-individuals over time. Risk is raised immediately after prison release, and around initiation and discontinuation of OAT. Social contextual factors likely contribute to excess risks at transitions in incarceration and OAT exposure.

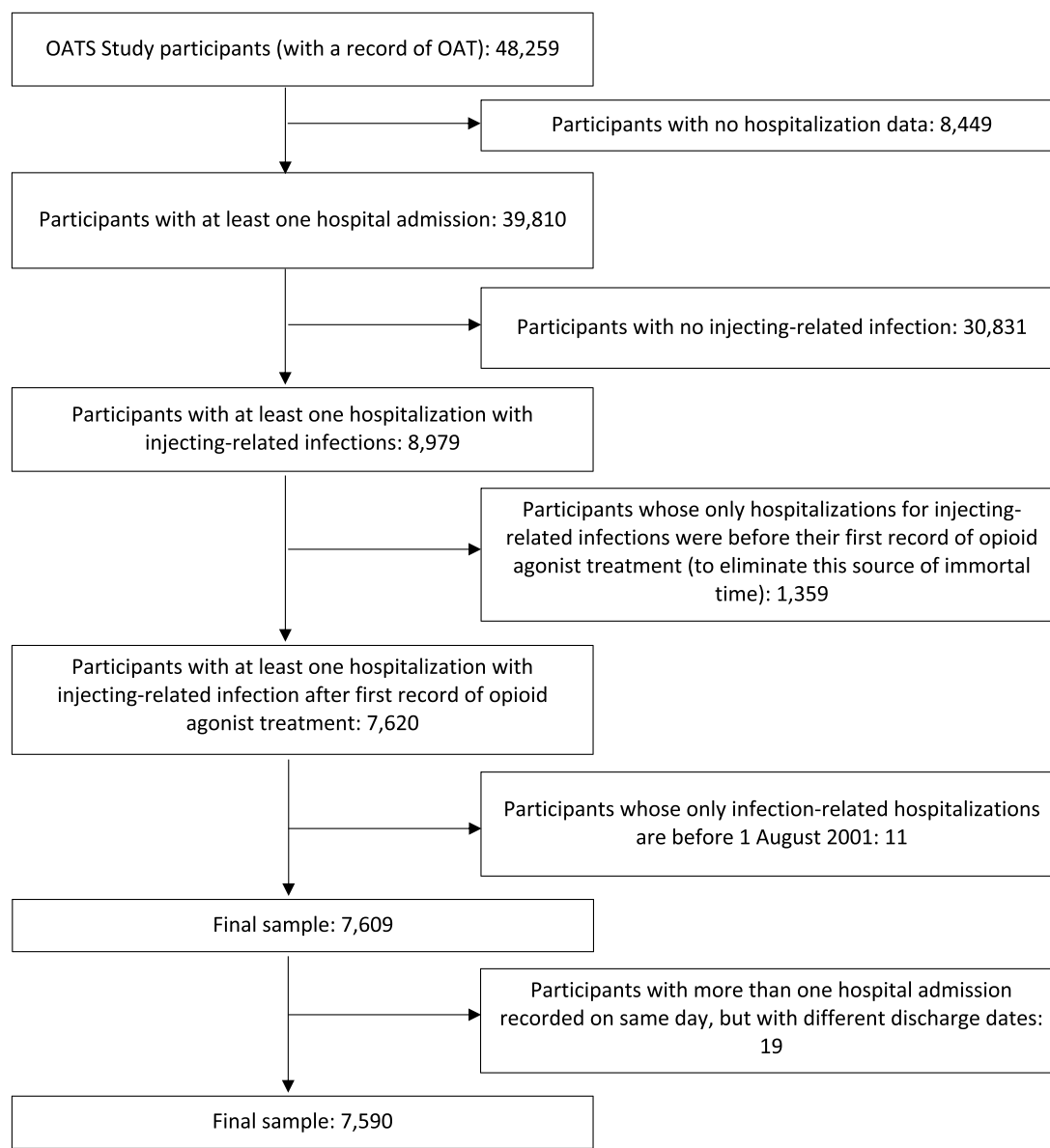
## Introduction

Injecting-related bacterial infections (e.g., skin and soft-tissue infections, endocarditis, osteomyelitis, etc.) are common among people who inject drugs, causing pain, disablement, and death (Larney et al., 2017; Robertson et al., 2021; See et al., 2020). The incidence of severe

injecting-related bacterial infections is rising in the United Kingdom (Lewer et al., 2019, 2023), Australia (Colledge-Frisby et al., 2022), Canada (Gomes et al., 2022; Mosseler et al., 2020), and the United States (Schranz et al., 2019; See et al., 2020; Serota et al., 2021). Individual injecting practices (e.g. skin sterilization, intramuscular/subcutaneous injecting, reusing contaminated equipment, etc.) are known risk factors

\* Corresponding author at: 442 Bethune Building, 1276 South Park Street, Halifax, Nova Scotia B3H 2Y9, Canada.

E-mail address: [thomas.brothers.20@ucl.ac.uk](mailto:thomas.brothers.20@ucl.ac.uk) (T.D. Brothers).

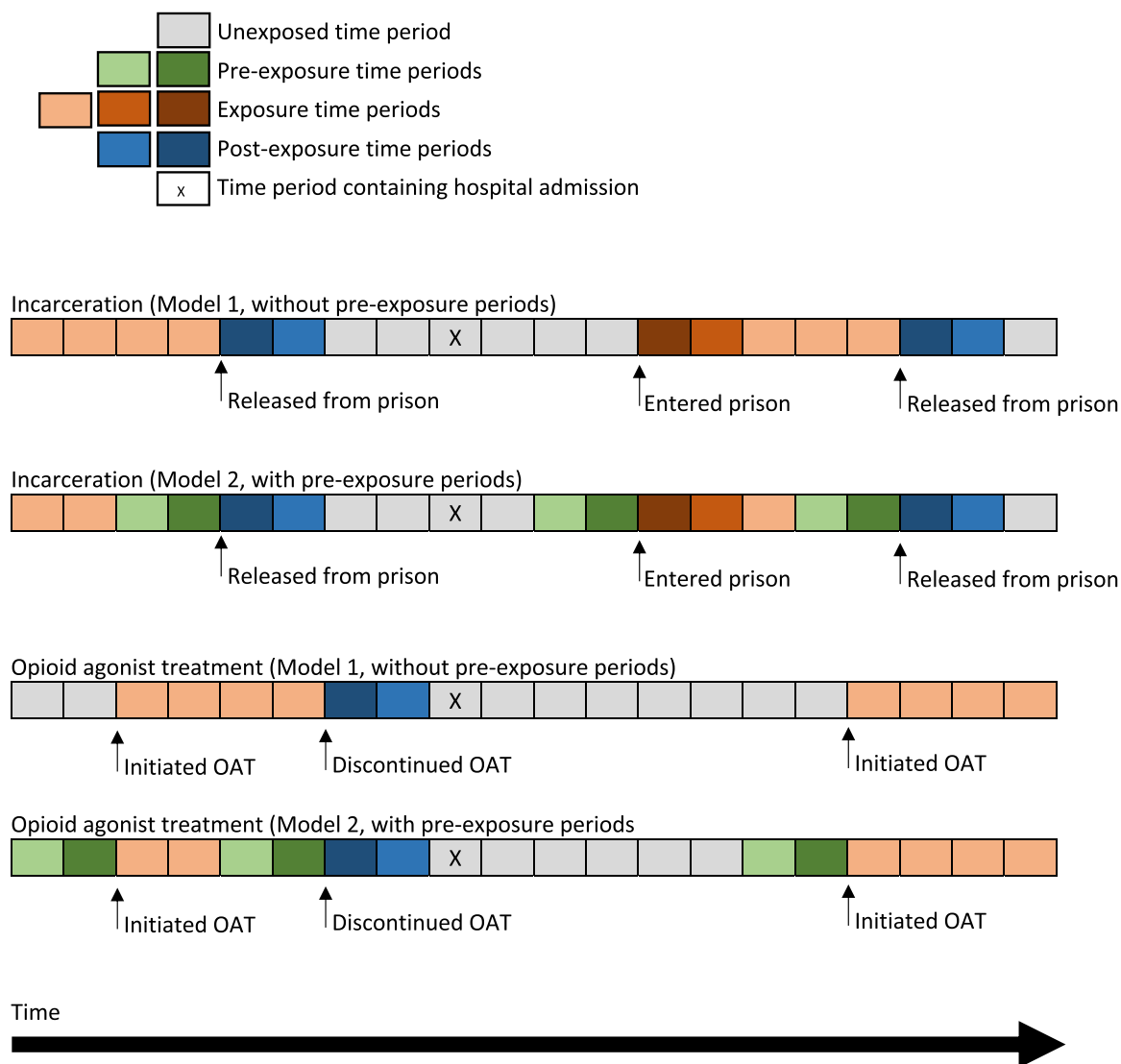


**Fig. 1.** Flow diagram for participants' inclusion in self-controlled case series of hospital admissions for injecting-related infections. OATS Study: opioid agonist treatment safety study.

(Larney et al., 2017; Robertson et al., 2021) and individual-level educational interventions have been developed to promote safer injecting techniques (Phillips et al., 2021; Roux et al., 2021; Stein et al., 2021). However, educational interventions show inconsistent efficacy and have not reduced population incidence (Kesten et al., 2023; Phillips et al., 2021; Roux et al., 2021; Stein et al., 2021). This is likely because health behaviours and risk for infections are shaped and constrained by multiple social and structural factors beyond individuals' control, including the quality of the unregulated drug supply, homelessness, and insufficient access to harm reduction programs (Brothers et al., 2023; Lewer et al., 2023). Better understanding of social and clinical factors influencing risk is needed to inform new prevention approaches (Brothers et al., 2021, 2023; Khan et al., 2021; Lewer et al., 2023).

Incarceration and opioid agonist treatment (OAT; e.g., methadone, buprenorphine) are social and clinical exposures, respectively, that may modify risks for injecting-related bacterial infections. People in prison could face increased risks because they often need to hide drug use and reuse contaminated equipment, due to prohibitive drug use policies and inadequate access to harm reduction supplies (e.g., sterile needles)

(Altice et al., 2016; Cunningham et al., 2018; Treloar et al., 2021). Risk could alternatively be reduced in some prisons, because of decreased access to drugs (Cunningham et al., 2018). Time periods immediately following release from prison are associated with increased risks of other drug-related harms, including HIV (Choopanya et al., 2002; Lucas et al., 2015; Martin et al., 2014; Stone et al., 2018), hepatitis C virus (Iversen et al., 2013; Sacks-Davis et al., 2016; Stone et al., 2018; Tsui et al., 2014), and overdose (Binswanger et al., 2007, 2012; Bird & Hutchinson, 2003; Farrell & Marsden, 2008; Joudrey et al., 2019; Keen et al., 2021; Merrill et al., 2010; Seaman et al., 1998). This time period may be risky for many reasons, including loss of opioid tolerance while in prison, return to injection use, poor access to health and social supports, and material deprivation (poverty and homelessness) (Binswanger et al., 2012; Harney et al., 2022; Joudrey et al., 2019; Treloar et al., 2021). Some of these factors could also increase risks of bacterial infections after release (Brothers et al., 2021, 2023). Several prior studies assessed whether people who were recently incarcerated (e.g., past year) were more likely to experience injecting-related infections than people who had not been incarcerated. Some found increased risk (Colledge-Frisby



**Fig. 2.** Time periods of potentially altered risk for injection drug use-associated bacterial infections in the self-controlled case series. Each horizontal bar represents the same single study participant, with each shaded block representing a different time window. The top two horizontal bars represent exposure changes over time related to incarceration, in models without pre-exposure time periods (first row) and with pre-exposure periods (second row). The bottom two horizontal bars represent exposure changes over time related to opioid agonist treatment receipt, in models without pre-exposure time periods (third row) and with pre-exposure periods (fourth row).

et al., 2022; Lloyd-Smith et al., 2005; Milloy et al., 2010; Wheeler et al., 2022) and some found similar risks (Hope et al., 2014, 2015; Pollini et al., 2010).

OAT may reduce risks of injecting-related bacterial infections. OAT enables some people to decrease or stop injection opioid use, and facilitates access to primary care where superficial infections may be treated before they progress (Brothers et al., 2021, 2023; Brothers, Lewer, Jones, et al., 2022; Colledge-Frisby et al., 2022; Curtis et al., 2023; Frank, 2018). However, many people receiving OAT continue injecting and infections continue to occur (Brothers, Lewer, Jones, et al., 2022; Colledge-Frisby et al., 2022). Prior studies found reduced risks of bacterial infections among people receiving OAT (Brothers, Lewer, Jones, et al., 2022; Colledge-Frisby et al., 2022; Dunleavy et al., 2017; Hope et al., 2008) but several others identified no effect (Milloy et al., 2010; Roux et al., 2021; Wheeler et al., 2022). Relationships between OAT receipt and infection risk may also change over time; for example, Colledge-Frisby and colleagues (2022) observed increased rates of hospitalization with injecting-related bacterial infections during the first four weeks of an OAT episode compared to time not receiving OAT. They

hypothesized this was due to OAT clinicians recognizing pre-existing infections and referring people to hospital. In a post-hoc analysis, they found the rate of infections was even higher during two weeks preceding OAT initiation, which may reflect increased motivation to start OAT after developing infections (Brothers et al., 2023; Colledge-Frisby et al., 2022). The time period immediately following OAT discontinuation is associated with excess risks of overdose and all-cause mortality; this is thought to be reflective of loss of opioid tolerance, return to drug use, and life stressors that may contribute to both treatment discontinuation and riskier drug use (Cousins et al., 2011; Pearce et al., 2020). This time period might also be associated with excess risk for injecting-related bacterial infections for similar reasons, but to our knowledge this has not been studied.

A limitation of these prior studies is that people who are incarcerated or receive OAT differ from people who never experience these exposures, in important ways that are difficult to measure (Keen et al., 2021; Lewer et al., 2021, 2022; Petersen et al., 2016; Whitaker et al., 2006; Whitaker & Ghebremichael-Weldeslassie, 2019). Self-controlled study designs make within-person comparisons in the probability of an event

**Table 1**

Descriptive characteristics of sample in self-controlled case series of hospital admissions for injection drug use-associated bacterial infections.

Variable	Level	Value
Sample size	N (%)	7590 (100%)
Age at study entry, years	Median (IQR)	38 (32 – 46)
Age at first hospital admission for injecting-related infection, years	Median (IQR)	40 (33 – 47)
Sex	Female, N (%)	2655 (35%)
Aboriginal or Torres Strait Islander identity	Yes, N (%)	970 (13%)
Ever incarcerated during observation period	Yes, N(%)	3748 (49%)
Ever on OAT during observation period	Yes, N(%)	7590 (100%)
Infection type in first hospital admission for injecting-related infection	N (%) <sup>a</sup>	
	Skin and soft-tissue infections	5895 (78%)
	Sepsis/bacteraemia	1048 (14%)
	Endocarditis	406 (5%)
	Osteomyelitis	347 (5%)
	Septic arthritis	290 (4%)
Central nervous system	63 (1%)	

IQR: Interquartile range. OAT: Opioid agonist treatment.

<sup>a</sup> Values sum to greater than 100% because each hospital admission can have more than one infection diagnosis.

occurring during different time periods in a person's life, and therefore control unmeasured confounding factors that do not vary over time (because people serve as their own control). Self-controlled studies can also identify time periods of excess risk to inform time-specific health and social care responses (i.e., "critical time interventions") (Lewer et al., 2021; Pho et al., 2021; Treloar et al., 2021). This has been investigated for overdose risk reduction after prison release (Joudrey et al., 2019; Pho et al., 2021), but to our knowledge has not been explored for injecting-related infections.

Using a self-controlled study design, we aimed to assess the relative incidence of injecting-related bacterial infections before, during, and after incarceration and receipt of OAT, among a large sample of people with opioid use disorder.

## Methods

This was a self-controlled case series. This method includes only cases (i.e., people who experienced a hospital admission with injecting-related infections) and focuses on the timing of outcomes in relation to exposure status (Cadarette et al., 2021; Petersen et al., 2016; Whitaker et al., 2006; Whitaker & Ghebremichael-Weldeselassie, 2019). We published a study protocol before beginning analyses (Brothers, Lewer, Colledge-Frisby, et al., 2022). This manuscript follows Strengthening the Reporting of Observational Studies in Epidemiology (STROBE) reporting guidelines (von Elm et al., 2007).

### Setting and data sources

Data came from the Opioid Agonist Treatment Safety study (Brothers, Lewer, Jones, et al., 2022; Colledge-Frisby et al., 2022; Jones et al., 2020; Larney et al., 2018, 2021). This administrative data cohort includes everyone in New South Wales, Australia, who accessed OAT (methadone or buprenorphine) for opioid use disorder from 2001 to 2018, linked to health services and criminal-legal administrative databases.

## Sample

We included those who experienced at least one outcome (i.e., hospitalization with injecting-related infection). Observation began at the latter of a participant's first recorded use of OAT (making them eligible for inclusion in the parent study) or 1 August 2001 (the start of linkage to hospital data). Observation ended at the earlier of death or 29 June 2018. Participants' observed time was not censored during nor after hospitalization. See Fig. 1 for a participant flow diagram.

## Outcomes

The primary outcome was emergency (i.e., nonelective) hospital admissions with principal or contributing diagnoses of injecting-related bacterial infections (i.e., skin and soft-tissue infection, sepsis or bacteraemia, endocarditis, osteomyelitis, septic arthritis, or central nervous system infections [brain or spine abscess]), defined using ICD-10 code groupings consistent with prior studies (Brothers, Lewer, Jones, et al., 2022; Colledge-Frisby et al., 2022). See Supplementary Appendix 1 for ICD codes. Consistent with previous studies, continuous episodes of care (including inter-departmental or inter-hospital transfers) were aggregated and considered as a single hospital admission (Jones et al., 2020).

In our preregistered protocol, the primary outcome included only hospitalizations with skin and soft-tissue infections (rather than multiple types of bacterial infections); we have included results using this approach in Supplementary Appendix 2. We chose to include all injecting-related infections in the main analysis given the shared pathophysiology and risk factors among multiple types of injecting-related infections, and because of the larger sample size.

Self-controlled case-series require recurrent outcome events to be independent, where experiencing one event does not increase the likelihood of subsequent events (i.e., the method assumes that events do not cluster). However, developing one injecting-related infection may increase risk of subsequent infections due to damage to skin, vascular, and lymphatics, and/or repeat hospitalisations for treatment of the same infection. We therefore limited the main analysis to participants' first hospitalization with injecting-related infections during the study period (Whitaker et al., 2006; Whitaker & Ghebremichael-Weldeselassie, 2019). We conducted a sensitivity analysis including all hospital admissions with injecting-related infections.

## Exposures

### Timing of focal windows and referent windows

In separate models, we examined pre-specified time periods, known as "focal windows" (Cadarette et al., 2021). Focal windows for the two main time-varying exposures (incarceration and OAT episodes) were defined as: (a) first two weeks of an exposed/unexposed episode; (b) weeks three and four of an exposed/unexposed episode; (c) weeks five to 52 of an exposed/unexposed episode; and (d) remaining time during an exposed/unexposed episode, beyond 52 weeks. See Fig. 2 for an illustrative schematic.

We also assessed two, two-week time windows immediately before a transition in exposure status (i.e., incarceration admission/release and OAT initiation/discontinuation). If we observed increasing risk of injecting-related infections in time windows preceding a transition (e.g., discontinuation of OAT), it may point to a third factor (e.g., life stressors) contributing to both the outcome and transition in exposure status. If risk of injecting-related infections is elevated immediately following the beginning of incarceration or OAT episodes, this could reflect a process of recognizing pre-existing infections in these settings and facilitating treatment. A potential bias is introduced when including pre-exposure windows, as these rely on "immortal time" (i.e., we can only identify pre-exposure time retrospectively). Also, as we recode these days to be negative, this changes how some exposure episodes (e.g., periods of less than 28 days) are handled in regression models. We

**Table 2**

Risk of first hospitalization for injecting-related bacterial infections according to time period in relation to incarceration (results of self-controlled case series).

Exposure	Levels	Model 1 (Not including pre-exposure periods)				Model 2 (Including pre-exposure periods)			
		Person-years in this time window (% of total person-years observed) <sup>a</sup>	Events	Incidence rate (per person-year)	aIRR (95% CI) <sup>b</sup>	Person-years in this time window (% of total person-years observed) <sup>a</sup>	Events	Incidence rate (per person-year)	aIRR (95% CI) <sup>b</sup>
Incarceration	4 to 3 weeks before incarceration	-	-	-	-	932 (1.79%)	122	0.13	1.28 (1.06 - 1.54)
	2 weeks before incarceration	-	-	-	-	1026 (1.97%)	125	0.12	1.18 (0.98 - 1.43)
	Incarcerated, first 2 weeks	571 (1.10%)	67	0.12	1.10 (0.85 - 1.40)	414 (0.79%)	49	0.12	1.10 (0.83 - 1.47)
	Incarcerated, weeks 3 and 4	487 (0.93%)	12	0.02	0.23 (0.13 - 0.40)	411 (0.79%)	11	0.03	0.25 (0.14 - 0.45)
	Incarcerated, weeks 5 to 52	4745 (9.11%)	121	0.03	0.23 (0.19 - 0.27)	4067 (7.80%)	99	0.02	0.22 (0.18 - 0.27)
	Incarcerated, beyond 52 weeks	2030 (3.90%)	43	0.02	0.15 (0.11 - 0.21)	1896 (3.63%)	40	0.02	0.16 (0.11 - 0.22)
	4 to 3 weeks before release from incarceration	-	-	-	-	464 (0.89%)	14	0.03	0.29 (0.17 - 0.49)
	2 weeks before release from incarceration	-	-	-	-	581 (1.12%)	30	0.05	0.50 (0.35 - 0.72)
	Community (after release), first 2 weeks	957 (1.84%)	145	0.15	1.45 (1.22 - 1.72)	796 (1.53%)	112	0.14	1.39 (1.14 - 1.69)
	Community, weeks 3 and 4	924 (1.77%)	117	0.13	1.21 (1.00 - 1.47)	786 (1.51%)	100	0.13	1.26 (1.02 - 1.55)
Community, weeks 5 to 52	11357 (21.8%)	1158	0.1	Reference (1.00)	10427 (20.02%)	1030	0.1	Reference (1.00)	
Community, beyond 52 weeks	31023 (59.6%)	2085	0.07	0.75 (0.69 - 0.82)	30296 (58.2%)	2016	0.07	0.77 (0.70 - 0.83)	
Opioid agonist treatment	1 day intervals	-	-	-	0.79 (0.72 - 0.86)	-	-	-	0.79 (0.73 - 0.86)
Age	10 year intervals	-	-	-	0.95 (0.85 - 1.07)	-	-	-	0.95 (0.85 - 1.07)
Calendar year	1 year intervals	-	-	-	1.01 (0.99 - 1.03)	-	-	-	1.01 (0.99 - 1.02)
Time since first opioid agonist treatment	1 year intervals	-	-	-	1 (0.98 - 1.02)	-	-	-	1.00 (0.98 - 1.02)

<sup>a</sup> In this analysis, 3842 participants, associated with 48,950 years of observation time, are excluded because these participants were never incarcerated (so their time under observation could not be categorized in relation to incarceration).

<sup>b</sup> Adjusted incidence rate ratio. Estimated from conditional logistic regression model incorporating all covariates listed in the table.

therefore present regression models both with and without pre-exposure time periods.

For incarceration, referent windows included time periods from week five through week 52 of a continuous episode of community living (i.e., not incarcerated). For OAT, referent windows included time periods from week five through 52 of a continuous OAT episode.

Consistent with prior studies, we defined a new OAT episode as one starting more than six days after the end of a previous episode (Brothers, Lewer, Jones, et al., 2022; Colledge-Frisby et al., 2022; Degenhardt et al., 2009). The same definition was used for defining the end of OAT episodes, interpreting the six days following the final day as exposed to OAT. This was originally based on consultation with clinicians and pharmacologists (Degenhardt et al., 2009) and similar approaches (e.g., three to six days) have been used by other investigators (Cousins et al., 2011; Pearce et al., 2020). In a sensitivity analysis we limited OAT exposure to two days after the final date of the OAT treatment episode, as done in prior studies (Brothers, Lewer, Jones, et al., 2022).

#### Covariates

Time-invariant confounders (e.g., sex) are eliminated by the self-controlled study design. Time-varying potential confounders were restricted to among those available in this administrative data source. We incorporated into multivariable regression models: calendar year; age; time since first OAT episode; and OAT or incarceration (i.e., time on

OAT treated as covariate in the regression models for incarceration, and vice-versa).

#### Analyses

We reported characteristics of cases, including age, sex, and Aboriginal or Torres Strait Islander identity. We calculated adjusted incidence rate ratios (aIRRs) using conditional logistic regression, adjusted for time-varying covariates. These compared the incidence of hospitalizations with injecting-related bacterial infections during focal time windows and referent windows. In the sensitivity analysis incorporating all of participants' hospitalizations for injecting-related bacterial infections, we used conditional Poisson regression to calculate aIRRs. All analyses were conducted with R version 4.0.4.

#### Results

The study included 7590 participants who experienced at least one hospitalization with injection drug use-associated bacterial infections. The median age was 38 years and 35% were female (Table 1). Most hospital admissions included diagnoses of skin and soft tissue infections (5895; 78%). The next most common diagnoses were sepsis/bacteraemia (1048; 14%), endocarditis (406; 5%), and osteomyelitis (347; 5%).

Forty-nine percent of participants experienced incarceration during

**Table 3**

Risk of first hospitalization for an injecting-related bacterial infection according to time period in relation to opioid agonist treatment (results of self-controlled case series).

Exposure	Levels	Model 1 (Not including pre-exposure periods)				Model 2 (Including pre-exposure periods)				
		Person-years in this time window (% of total person-years)	Events	Incidence rate (per person-year)	aIRR (95% CI) <sup>a</sup>	Person-years in this time window (% of total person-years)	Events	Incidence rate (per person-year)	aIRR (95% CI) <sup>a</sup>	
Opioid agonist treatment	4 to 3 weeks before starting OAT	-	-	-	-	738 (0.73%)	145	0.20	2.51 (2.10 - 3.01)	
	2 weeks before starting OAT	-	-	-	-	825 (0.82%)	232	0.28	3.63 (3.13 - 4.22)	
	On OAT, first 2 weeks	830 (0.82%)	174	0.21	2.49 (2.12 - 2.94)	628 (0.62%)	129	0.21	2.52 (2.09 - 3.04)	
	On OAT, weeks 3 and 4	732 (0.72%)	97	0.13	1.58 (1.28 - 1.95)	634 (0.63%)	84	0.13	1.63 (1.30 - 2.04)	
	On OAT, weeks 5 to 52	10785 (10.7%)	881	0.08	Reference (1.00)	10186 (10.1%)	802	0.08	Reference (1.00)	
	On OAT, beyond 52 weeks	48999 (48.5%)	3234	0.07	0.86 (0.79 - 0.94)	48161 (47.7%)	3119	0.06	0.87 (0.80 - 0.95)	
	4 to 3 weeks before stopping OAT	-	-	-	-	795 (0.79%)	101	0.13	1.50 (1.22 - 1.84)	
	2 weeks before stopping OAT	-	-	-	-	942 (0.93%)	151	0.16	1.89 (1.59 - 2.25)	
	Off OAT, first 2 weeks	773 (0.76%)	119	0.15	1.85 (1.52 - 2.24)	630 (0.62%)	96	0.15	1.91 (1.54 - 2.36)	
	Off OAT, weeks 3 and 4	735 (0.73%)	79	0.11	1.30 (1.03 - 1.64)	629 (0.62%)	55	0.09	1.10 (0.84 - 1.45)	
	Off OAT, weeks 5 to 52	9804 (9.70%)	992	0.10	1.27 (1.15 - 1.40)	9124 (9.03%)	828	0.09	1.17 (1.06 - 1.30)	
	Off OAT, beyond 52 weeks	28386 (28.1%)	2014	0.07	0.98 (0.90 - 1.08)	27752 (27.5%)	1848	0.07	0.92 (0.83 - 1.01)	
	Incarcerated	1 day intervals	-	-	-	0.28 (0.24 - 0.32)	-	-	-	0.30 (0.26 - 0.35)
	Age	10 year intervals	-	-	-	0.98 (0.90 - 1.06)	-	-	-	0.98 (0.90 - 1.06)
Calendar year	1 year intervals	-	-	-	1.02 (1.01 - 1.03)	-	-	-	1.02 (1.01 - 1.03)	
Time since first OAT	1 year intervals	-	-	-	0.97 (0.96 - 0.99)	-	-	-	0.98 (0.97 - 0.99)	

<sup>a</sup> Adjusted incidence rate ratio. Estimated from conditional logistic regression model incorporating all covariates listed in the table.

follow-up, and the entire sample received OAT at least once (as OAT records were used as the sampling frame). Among the 3748 participants who were in prison at some point, the median number of incarceration episodes was four (interquartile range [IQR] 2-9). Incarceration episodes were a median of 16 (IQR 1-135) days long. Participants had a median of two (IQR 1-4) OAT episodes during the observation period, and the median OAT episode duration was 223 (IQR 33-937) days. See [Tables 2 and 3](#) for the distribution of events and observed time categorized within each window.

### Main analysis

#### Incarceration

Compared to referent windows (i.e., days between five and 52 weeks continuously living in the community, not incarcerated), risk of hospitalization with injecting-related bacterial infections increased during two weeks immediately following release from prison (aIRR 1.45; 95% confidence interval [CI] 1.22-1.72). When participants were incarcerated, risk of injecting-related infections was similar during the first two weeks as in the community (aIRR 1.10; 95%CI 0.85-1.40), then reduced significantly during weeks three and four of incarceration (aIRR 0.23, 95%CI 0.13-0.40) and remained low during the remaining time in prison. See [Table 2](#) for all effect estimates, and [Fig. 3](#) for a visual summary.

In the model incorporating pre-exposure time windows, risk for

injecting-related infections was increased during three to four weeks prior to an incarceration episode (aIRR 1.28; 95%CI 1.06-1.54) and was not significantly different in the two weeks immediately preceding incarceration (aIRR 1.18; 95%CI 0.98-1.43).

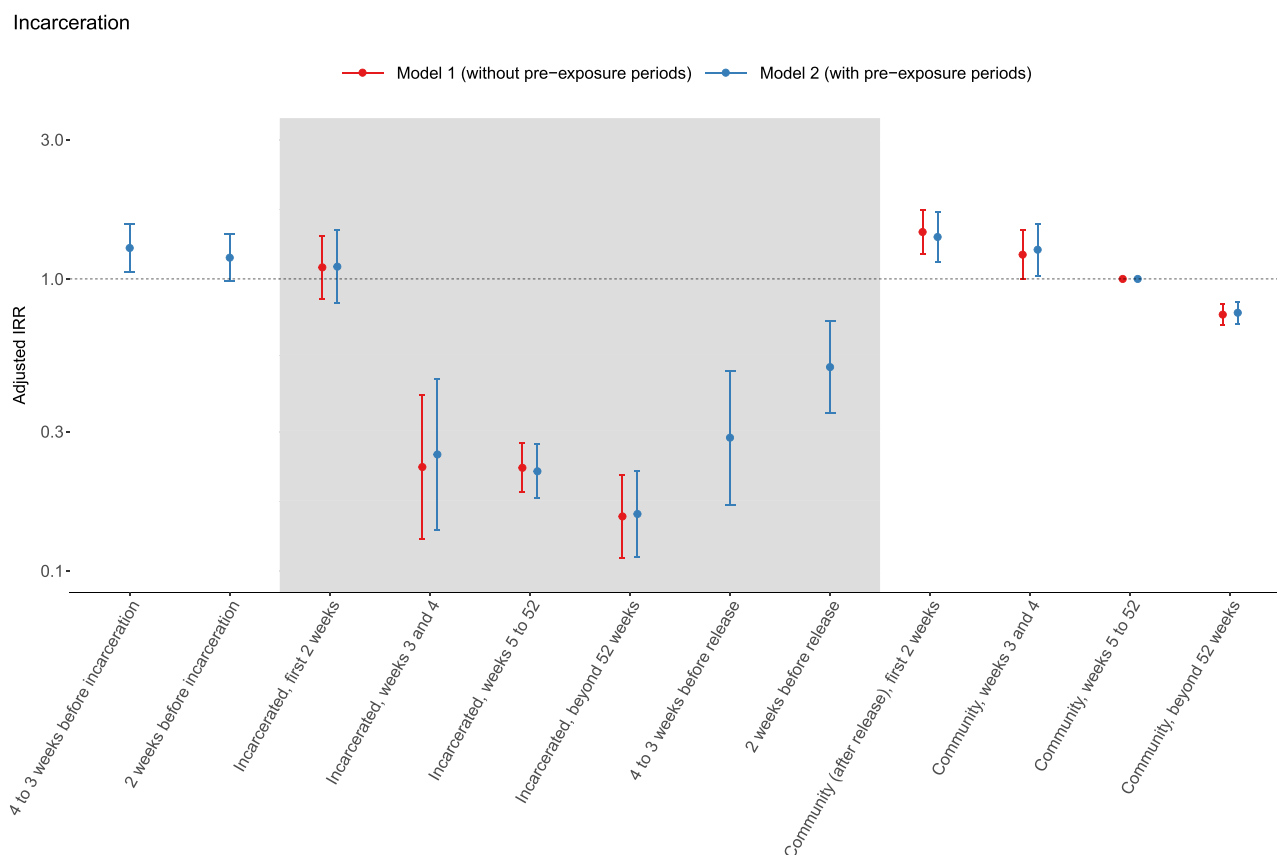
#### Opioid agonist treatment

Risk of hospitalization with injecting-related bacterial infections was elevated (aIRR 1.85; 95%CI 1.52-2.24) during the first two weeks after stopping OAT, compared to referent time windows (i.e., during week five to 52 of a continuous OAT episode). Risk continued to be elevated during the first year off-OAT, while time greater than one year off-OAT showed similar risk to week five to 52 of a continuous OAT episode. See [Table 3](#) for all effect estimates, and [Fig. 4](#) for a visual summary.

In the model incorporating pre-exposure time windows, risk for injecting-related infections increased prior to both stopping and starting OAT. The highest relative incidence was in the two weeks preceding OAT initiation (aIRR 3.63; 95%CI 3.13-4.22). Risk of injecting-related infections was similar during the two weeks prior to stopping OAT (aIRR 1.89; 95%CI 1.59-2.25) compared to two weeks after stopping OAT.

#### Sensitivity analyses

When we included all of participants' hospitalizations with injecting-related infections (rather than just their first hospitalization), there were



**Fig. 3.** Relative incidence of hospital admission with injecting-related infections in relation to incarceration time windows in self-controlled case series. Figure shows incident rate ratios (with 95% confidence intervals) during time windows relative to incarceration; the referent time window is time living in the community from 5 to 52 weeks after release from prison, and the grey box highlights time while in prison. IRR: incidence rate ratio.

13,958 hospitalizations; participants experienced a mean of 1.5 admissions each. Results were consistent with our main analysis (Supplementary Appendix Tables S5 and S6). When the OAT exposure definition was limited to include two days after the final date of OAT (rather than six days), results were also similar to the main analysis (Supplementary Appendix Table S7).

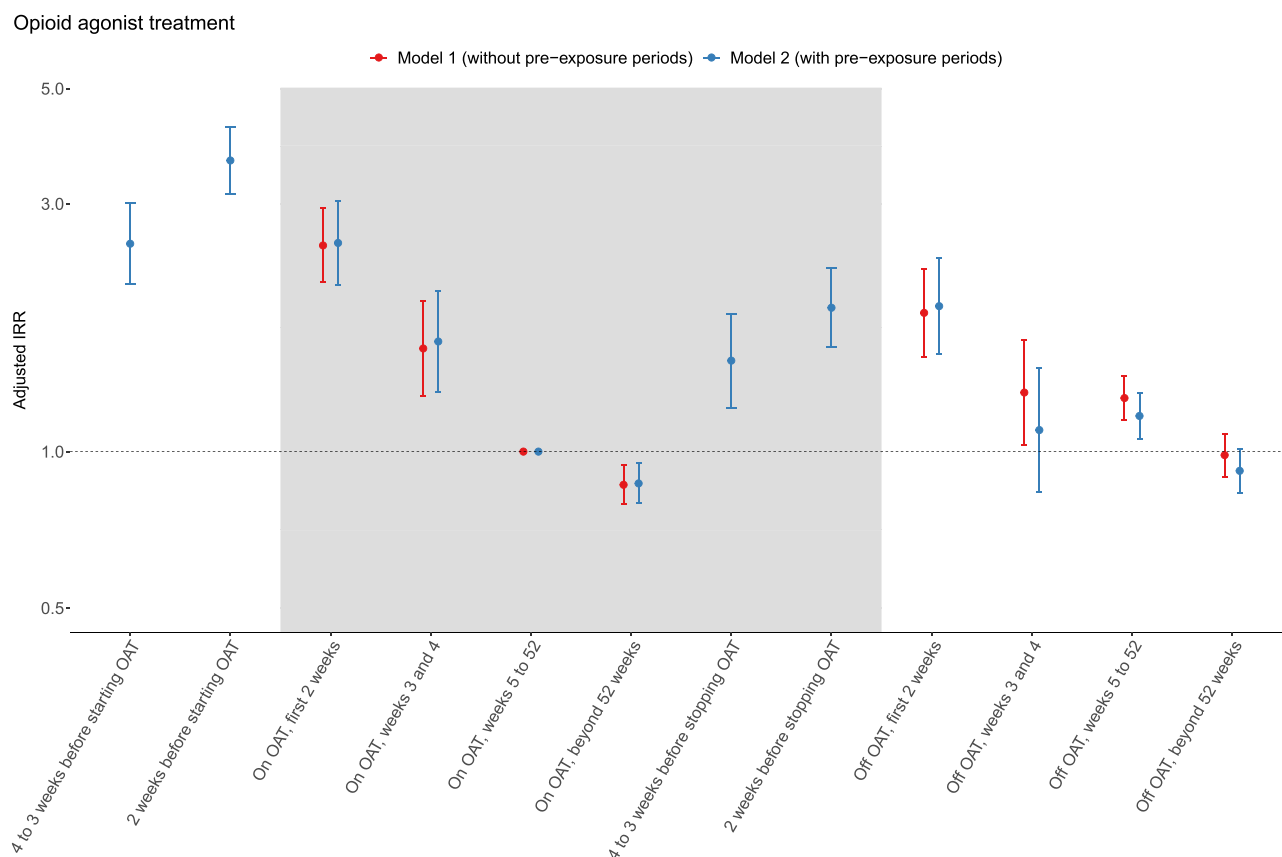
## Discussion

Within a large cohort of people with opioid use disorder in New South Wales, Australia, we performed a self-controlled study to test the effect of incarceration and OAT transitions on the risk of hospitalization with injection drug use-associated bacterial infections. Compared to time between five and 52 weeks continuously living in the community, incidence of injecting-related infections increased before incarceration; was similar during the first two weeks of incarceration; and then substantially decreased among people in prison for more than three weeks. Risk was again elevated in the weeks immediately following release from prison. Compared to time between five and 52 weeks continuously receiving OAT, incidence of injecting-related infections was highest during the weeks both before and after OAT initiation and OAT discontinuation. Overall, we found that risk for injecting-related bacterial infections varies greatly within-individuals over time. Social contextual factors likely contribute to the substantially raised risks around transitions in incarceration and OAT exposure. People entering and leaving prison, and people starting and stopping OAT, may benefit from improved access to harm reduction programs and health and social services to prevent injecting-related bacterial infections. Changes in the risk of hospital admissions with injecting-related infections in and out of prison and OAT may also reflect changes in the ability to access primary

and secondary health services.

The increase in risk immediately following prison release may reflect return to injection use, poor access to health and social supports, and material deprivation (poverty and homelessness) (Binswanger et al., 2012; Joudrey et al., 2019; Treloar et al., 2021). This underscores that people leaving prison would benefit from better health, social, and economic supports, and linkages to harm reduction services and primary care. The excess risk for injecting-related infections during this time period (when compared to people injecting drugs in the community at other times, we estimate 1.45 times the risk, 95% CI 1.22-1.72) may be more modest than that seen for overdose (e.g., 2.44 times higher fatal overdose rate in a cohort study from New South Wales, Australia (Degenhardt et al., 2014); 2.76 times higher nonfatal overdose risk in a self-controlled cases series from British Columbia, Canada (Keen et al., 2021)). Incarceration often leads to loss of opioid tolerance, especially among people not receiving OAT in prison (Degenhardt et al., 2014; Joudrey et al., 2019), which likely increases overdose risk more so than infection risk. Given that the median duration of prison stay was only 16 days, excess risk of infection-related hospitalization after release may also reflect people seeking treatment outside prison for infections that initially developed before or during incarceration (Lloyd et al., 2015).

Several prior studies assessed whether people who were recently incarcerated (e.g., past year) were more likely to experience injecting-related infections than people who had not been incarcerated. Some found increased risk (Colledge-Frisby et al., 2022; Lloyd-Smith et al., 2005; Milloy et al., 2010; Wheeler et al., 2022) and some found similar risks (Hope et al., 2014, 2015; Pollini et al., 2010). Our self-controlled (within-person) study demonstrated changing risk of injecting-related infections over time among a subsample of people who all experienced incarceration at some point. Decreased incidence of severe



**Fig. 4.** Relative incidence of hospital admission with injecting-related infections in relation to opioid agonist treatment time windows in self-controlled case series. Figure shows incident rate ratios (with 95% confidence intervals) during time windows relative to opioid agonist treatment; the referent time window is time from 5 to 52 weeks continually on opioid agonist treatment, and the grey box highlights time while receiving OAT. IRR: incidence rate ratio.

injecting-related infections while in prison likely reflects decreased access to drugs and reduced frequency of injection use. A longitudinal study in New South Wales found the prevalence of self-reported injection drug use dropped by around two-thirds once people were incarcerated (Cunningham et al., 2018). Sustained reductions in risk during incarceration may also reflect differences in ability to access primary health services and/or the propensity of prison staff to transport a person in prison to an external hospital setting (Edge et al., 2020; Lloyd et al., 2015).

Our results also show that risk for injecting-related bacterial infections is increased immediately following discontinuation of OAT. While some excess risk may be attributable to loss of protective effects of OAT medications, we observed that risk began to increase in the weeks preceding OAT discontinuation. This suggests that underlying stressors or other contextual factors in peoples' lives may increase risks for both injecting-related bacterial infections and OAT discontinuation. Similarly, we observed increased risk for injecting-related infections during the first two weeks of OAT compared to time more stable on OAT (after one month continually on treatment), but the highest relative risks were in the two weeks preceding OAT initiation. This suggests that changes in risk of injecting-related infections seen around times of OAT transitions may reflect other contextual factors, rather than the benefits of OAT medications alone.

These within-person findings support the results of a cohort study by Colledge-Frisby and colleagues (which used the same parent study dataset) that risk for injecting-related infections was highest before starting OAT (Colledge-Frisby et al., 2022). This suggests that developing an injecting-related infection may motivate people to initiate OAT, or may reflect referrals to OAT from health care settings when people seek treatment for injecting-related infections.

Our findings that risk of injecting-related infections was modestly higher while off OAT (e.g., around 1.3 times relative incidence) compared to time receiving OAT is consistent with several recent studies (Brothers, Lewer, Jones, et al., 2022; Colledge-Frisby et al., 2022; Dunleavy et al., 2017; V. Hope et al., 2008). This suggests that OAT should be offered as part of a strategy for primary and secondary prevention injecting-related infections, but OAT alone is unlikely to prevent a large proportion of infections. Preventing injecting-related infections likely requires more broadly addressing the social determinants of health, including the social and material conditions within which people obtain drugs, prepare and inject them, and access health and social care (Bonn et al., 2020; Brothers et al., 2021, 2023; Collins et al., 2019; Rhodes et al., 2012; Toussard et al., 2022).

#### Limitations

Our study has five key limitations. First, self-controlled designs do not produce estimates of absolute risk, only relative risk (Whitaker et al., 2006). However, estimates of relative risk in self-controlled studies are applicable to the wider population from which the cases were drawn (Lewer et al., 2022; Whitaker et al., 2006). Second, some time-varying exposures are not measured in the administrative data, including individual injecting behaviours, the evolving unregulated drug supply, housing, income supports, life stressors, and access to harm reduction services; these may be important contributors to infections that we could not account for. For example, we do not have information on how participants' injecting frequency changed before, during, and after incarceration. Prior research suggests that injecting frequency decreases when people are incarcerated (Cunningham et al., 2018), but people who have recently been incarcerated are less likely to stop injecting



drugs than people who have not been incarcerated (DeBeck et al., 2009). Some of these exposures, including injecting frequency, may be better characterized as mediators rather than confounders, and so would not necessarily be included in multivariable regression models. Third, onset duration of injecting-related infections might vary from days to weeks between an initial abscess and hospitalization, so timing might differ from (or overlap) our focal windows. To account for this, we pre-specified time windows to comprise at least two weeks duration. Fourth, our study excludes people who were never on OAT, but prior work suggests most people with opioid use disorder in New South Wales have accessed OAT at some point (Brothers, Lewer, Jones, et al., 2022; Colledge-Frisby et al., 2022; Larney et al., 2018). Fifth, we do not have reliable data on people's reasons for discontinuing OAT; future work accounting for motivations to discontinue OAT could help with understanding risks observed around this time (Thakrar et al., 2023).

## Conclusions

Risk for severe injection drug use-associated bacterial infections varies greatly within individuals over time. Time periods leading up to, and immediately following release from, incarceration are associated with excess risk, as are time periods around initiation and discontinuation of OAT. Social contextual factors likely contribute to the substantially raised risks preceding transitions in incarceration and OAT exposure. People entering and leaving prison, and people starting and stopping OAT, may benefit from improved access to harm reduction programs and health, social, and economic services to help prevent injecting-related bacterial infections. Improved access to primary care (e.g., through outreach or embedded with harm reduction programs) could also facilitate early diagnosis and treatment of superficial infections before they progress and require hospital admission.

## Ethics and approvals

Approval for the OATS Study is provided by New South Wales Population & Health Services Research Ethics Committee (2018/HRE0205), the NSW Corrective Services Ethics Committee and the Aboriginal Health and Medical Research Council Ethics Committee (1400/18).

## CRedit authorship contribution statement

**Thomas D. Brothers:** Writing – original draft, Writing – review & editing, Methodology, Investigation, Formal analysis, Conceptualization. **Dan Lewer:** Writing – review & editing, Supervision, Methodology, Investigation, Formal analysis, Conceptualization. **Nicola Jones:** Writing – review & editing, Resources, Project administration, Data curation, Conceptualization. **Samantha Colledge-Frisby:** Writing – review & editing, Investigation, Conceptualization. **Matthew Bonn:** Writing – review & editing, Investigation, Conceptualization. **Alice Wheeler:** Writing – review & editing, Investigation, Conceptualization. **Jason Grebely:** Writing – review & editing, Investigation, Conceptualization. **Michael Farrell:** Writing – review & editing, Investigation, Conceptualization. **Matthew Hickman:** Writing – review & editing, Methodology, Investigation, Conceptualization. **Andrew Hayward:** Writing – review & editing, Supervision, Methodology, Investigation, Conceptualization. **Louisa Degenhardt:** Writing – review & editing, Supervision, Resources, Project administration, Funding acquisition, Data curation, Conceptualization.

## Declaration of Competing Interest

The authors declare the following financial interests/personal relationships which may be considered as potential competing interests: MB reports personal fees from AbbVie, a pharmaceutical research and development company, and grants and personal fees from Gilead Sciences, a research-based biopharmaceutical company, outside of the

submitted work. JG is a consultant/advisor and has received research grants from AbbVie, bioLytical, Camurus, Cepheid, Gilead Sciences, Hologic, and Indivior. LD and MF have received untied educational grant funding from Indivior and Seqirus. The other authors report no competing interests.

## Acknowledgments

Data were provided, and linkage was conducted by the NSW Ministry of Health, Centre for Health Record Linkage, Bureau of Crime Statistics and Research and the Australian Institute of Health and Welfare. We acknowledge the support and expertise of the OATS Study Aboriginal Advisory Group in reviewing this manuscript. We acknowledge the Registries of Births, Deaths and Marriages, the Coroners and the National Coronial Information System for enabling Cause of Death Unit Record File (COD URF) data to be used for this publication.

We acknowledge the Gadigal and other Traditional Custodians of the lands on which we live and work. We pay respect to their Elders' past and present and extend that respect to all First Nations peoples as knowledge holders with continuing connections to land, place, waters and community. TDB and MB also live and work in Mi'kma'ki, the ancestral and unceded territory of the Mi'kmaq. We are all Treaty people.

## Funding

TDB was supported by the Dalhousie University Internal Medicine Research Foundation Fellowship, a Canadian Institutes of Health Research Fellowship (CIHR-FRN# 171259), and through the Research in Addiction Medicine Scholars (RAMS) Program (National Institutes of Health/National Institute on Drug Abuse; R25DA033211). DL was funded by a National Institute for Health Research Doctoral Research Fellowship (DRF-2018–11-ST2-016). LD is supported by an Australian National Health and Medical Research Council Senior Principal Research Fellowship (grant number 1135991). JG is supported by an Australian National Health and Medical Research Council Investigator Grant (grant number 1176131). The Opioid Agonist Treatment Safety Study is supported by the National Institutes of Health (R01 DA044740 to LD). The National Drug and Alcohol Research Centre is supported by funding from the Australian Government Department of Health under the Drug and Alcohol Program. The Kirby Institute is funded by the Australian Government Department of Health and Ageing. The views expressed in this publication do not necessarily represent the position of the Australian Government. The funders had no role in study design, data collection and analysis, decision to publish, or preparation of the manuscript.

## Supplementary materials

Supplementary material associated with this article can be found, in the online version, at [doi:10.1016/j.drugpo.2023.104218](https://doi.org/10.1016/j.drugpo.2023.104218).

## References

- Altice, F. L., Azbel, L., Stone, J., Brooks-Pollock, E., Smyrnov, P., Dvoriak, S., Taxman, F. S., El-Bassel, N., Martin, N. K., Booth, R., Stöver, H., Dolan, K., & Vickerman, P. (2016). The perfect storm: Incarceration and the high-risk environment perpetuating transmission of HIV, hepatitis C virus, and tuberculosis in Eastern Europe and Central Asia. *The Lancet*, 388, 1228–1248. [https://doi.org/10.1016/S0140-6736\(16\)30856-X](https://doi.org/10.1016/S0140-6736(16)30856-X) (10050).
- Binswanger, I. A., Nowels, C., Corsi, K. F., Glanz, J., Long, J., Booth, R. E., & Steiner, J. F. (2012). Return to drug use and overdose after release from prison: A qualitative study of risk and protective factors. *Addiction Science & Clinical Practice*, 7(1), 3. <https://doi.org/10.1186/1940-0640-7-3>
- Binswanger, I. A., Stern, M. F., Deyo, R. A., Heagerty, P. J., Cheadle, A., Elmore, J. G., & Koepsell, T. D. (2007). Release from prison—A high risk of death for former inmates. *New England Journal of Medicine*, 356(2), 157–165. <https://doi.org/10.1056/NEJMsa064115>

- Bird, S. M., & Hutchinson, S. J. (2003). Male drugs-related deaths in the fortnight after release from prison: Scotland, 1996–99. *Addiction*, 98(2), 185–190. <https://doi.org/10.1046/j.1360-0443.2003.00264.x>
- Bonn, M., Palayew, A., Bartlett, S., Brothers, T. D., Touesnard, N., & Tyndall, M. (2020). Addressing the syndemic of HIV, hepatitis C, overdose, and COVID-19 among people who use drugs: The potential roles for decriminalization and safe supply. *Journal of Studies on Alcohol and Drugs*, 81(5), 556–560. <https://doi.org/10.15288/jsad.2020.81.556>
- Brothers, T. D., Bonn, M., Lewer, D., Comeau, E., Kim, I., Webster, D., Hayward, A., & Harris, M. (2023). Social and structural determinants of injection drug use-associated bacterial and fungal infections: A qualitative systematic review and thematic synthesis. *Addiction*, 118(10), 1853–1877. <https://doi.org/10.1111/add.16257>
- Brothers, T. D., Lewer, D., Bonn, M., Webster, D., & Harris, M. (2021). Social and structural determinants of injecting-related bacterial and fungal infections among people who inject drugs: Protocol for a mixed studies systematic review. *BMJ Open*, 11(8), Article e049924. <https://doi.org/10.1136/bmjopen-2021-049924>
- Brothers, T. D., Lewer, D., Colledge-Frisby, S., Jones, N., Bonn, M., Wheeler, A., Grebely, J., Farrell, M., Hayward, A., Hickman, M., & Degenhardt, L. (2022). Time periods of altered risk for severe injection drug use-associated skin and soft-tissue infections: Protocol for a self-controlled case series in New South Wales, Australia, 2001–2018. *UCL Collaborative Centre for Inclusion Health: London, UK*. UCL Collaborative Centre for Inclusion Health. <https://doi.org/10.14324/000.rp.10157481>. [Report].
- Brothers, T. D., Lewer, D., Jones, N., Colledge-Frisby, S., Farrell, M., Webster, D., Hayward, A., & Degenhardt, L. (2022). Opioid agonist treatment and risk of death or rehospitalization following injection drug use-associated bacterial and fungal infections: A cohort study in New South Wales, Australia. *PLoS Medicine*, 19(7), Article e1004049. <https://doi.org/10.1371/journal.pmed.1004049>
- Cadarette, S. M., Maclure, M., Delaney, J. A. C., Whitaker, H. J., Hayes, K. N., Wang, S. V., Tadrour, M., Gagne, J. J., Consiglio, G. P., & Hallas, J. (2021). Control yourself: ISPE-endorsed guidance in the application of self-controlled study designs in pharmacoepidemiology. *Pharmacoepidemiology and Drug Safety*, 30(6), 671–684. <https://doi.org/10.1002/pds.5227>
- Choopanya, K., Des Jarlais, D. C., Vanichseni, S., Kitayaporn, D., Mock, P. A., Rakkham, S., Hireanras, K., Heyward, W. L., Sujarita, S., & Mastro, T. D. (2002). Incarceration and risk for HIV infection among injection drug users in Bangkok. *JAIDS Journal of Acquired Immune Deficiency Syndromes*, 29(1), 86. <https://doi.org/10.1097/00126334-200201010-00012>
- Colledge-Frisby, S., Jones, N., Larney, S., Peacock, A., Lewer, D., Brothers, T. D., Hickman, M., Farrell, M., & Degenhardt, L. (2022). The impact of opioid agonist treatment on hospitalisations for injecting-related diseases among an opioid dependent population: A retrospective data linkage study. *Drug and Alcohol Dependence*, 236, Article 109494. <https://doi.org/10.1016/j.drugalcdep.2022.109494>
- Collins, A. B., Boyd, J., Cooper, H. L. F., & McNeil, R. (2019). The intersectional risk environment of people who use drugs. *Social Science & Medicine*, 234, Article 112384. <https://doi.org/10.1016/j.socscimed.2019.112384>
- Cousins, G., Teljeur, C., Motterlini, N., McCowan, C., Dimitrov, B. D., & Fahey, T. (2011). Risk of drug-related mortality during periods of transition in methadone maintenance treatment: A cohort study. *Journal of Substance Abuse Treatment*, 41(3), 252–260. <https://doi.org/10.1016/j.jbst.2011.05.001>
- Cunningham, E. B., Hajarizadeh, B., Amin, J., Bretana, N., Dore, G. J., Degenhardt, L., Larney, S., Luciani, F., Lloyd, A. R., & Grebely, J. (2018). Longitudinal injecting risk behaviours among people with a history of injecting drug use in an Australian prison setting: The HITS-p study. *International Journal of Drug Policy*, 54, 18–25. <https://doi.org/10.1016/j.drugpo.2017.12.013>
- Curtis, M., Wilkinson, A. L., Dietze, P., Stewart, A. C., Kinner, S. A., Winter, R. J., Aitken, C., Walker, S. J., Cossar, R. D., Butler, T., & Stooev, M. (2023). Is use of opioid agonist treatment associated with broader primary healthcare use among men with recent injecting drug use histories following release from prison? A prospective cohort study. *Harm Reduction Journal*, 20(1), 42. <https://doi.org/10.1186/s12954-023-00773-2>
- DeBeck, K., Kerr, T., Li, K., Milloy, M.-J., Montaner, J., & Wood, E. (2009). Incarceration and drug use patterns among a cohort of injection drug users. *Addiction*, 104(1), 69–76. <https://doi.org/10.1111/j.1360-0443.2008.02387.x>
- Degenhardt, L., Larney, S., Kimber, J., Gisev, N., Farrell, M., Dobbins, T., Weatherburn, D. J., Gibson, A., Mattick, R., Butler, T., & Burns, L. (2014). The impact of opioid substitution therapy on mortality post-release from prison: Retrospective data linkage study. *Addiction*, 109(8), 1306–1317. <https://doi.org/10.1111/add.12536>
- Degenhardt, L., Randall, D., Hall, W., Law, M., Butler, T., & Burns, L. (2009). Mortality among clients of a state-wide opioid pharmacotherapy program over 20 years: Risk factors and lives saved. *Drug and Alcohol Dependence*, 105(1), 9–15. <https://doi.org/10.1016/j.drugalcdep.2009.05.021>
- Dunleavy, K., Munro, A., Roy, K., Hutchinson, S., Palmateer, N., Knox, T., Goldberg, D., & Taylor, A. (2017). Association between harm reduction intervention uptake and skin and soft tissue infections among people who inject drugs. *Drug and Alcohol Dependence*, 174, 91–97. <https://doi.org/10.1016/j.drugalcdep.2017.01.020>
- Edge, C., Stockley, M. R., Swabey, M. L., King, M. E., Decodts, M. F., Hard, D. J., & Black, D. G. (2020). Secondary care clinicians and staff have a key role in delivering equivalence of care for prisoners: A qualitative study of prisoners' experiences. *eClinicalMedicine*, 24. <https://doi.org/10.1016/j.eclinm.2020.100416>
- Farrell, M., & Marsden, J. (2008). Acute risk of drug-related death among newly released prisoners in England and Wales. *Addiction*, 103(2), 251–255. <https://doi.org/10.1111/j.1360-0443.2007.02081.x>
- Frank, D. (2018). I was not sick and I didn't need to recover": Methadone Maintenance Treatment (MMT) as a refuge from criminalization. *Substance Use & Misuse*, 53(2), 311–322. <https://doi.org/10.1080/10826084.2017.1310247>
- Gomes, T., Kitchen, S. A., Tailor, L., Men, S., Murray, R., Bayoumi, A. M., Campbell, T., Young, S., & Kolla, G. (2022). Trends in hospitalizations for serious infections among people with opioid use disorder in Ontario, Canada. *Journal of Addiction Medicine*, 16(4), 433–439. <https://doi.org/10.1097/ADM.0000000000000928>
- Harney, B. L., Korchinski, M., Young, P., Scow, M., Jack, K., Linsley, P., Bodkin, C., Brothers, T. D., Curtis, M., Higgs, P., Mead, T. S., Hart, A., Kilroy, D., Bonn, M., & Bartlett, S. R. (2022). It is time for us all to embrace person-centred language for people in prison and people who were formerly in prison. *International Journal of Drug Policy*, 99, Article 103455. <https://doi.org/10.1016/j.drugpo.2021.103455>
- Hope, V. D., Hickman, M., Parry, J. V., & Ncube, F. (2014). Factors associated with recent symptoms of an injection site infection or injury among people who inject drugs in three English cities. *International Journal of Drug Policy*, 25(2), 303–307. <https://doi.org/10.1016/j.drugpo.2013.11.012>
- Hope, V. D., Ncube, F., Parry, J. V., & Hickman, M. (2015). Healthcare seeking and hospital admissions by people who inject drugs in response to symptoms of injection site infections or injuries in three urban areas of England. *Epidemiology & Infection*, 143(1), 120–131. <https://doi.org/10.1017/S0950268814000284>
- Hope, V., Kimber, J., Vickerman, P., Hickman, M., & Ncube, F. (2008). Frequency, factors and costs associated with injection site infections: Findings from a national multi-site survey of injecting drug users in England. *BMC Infectious Diseases*, 8(1), 120. <https://doi.org/10.1186/1471-2334-8-120>
- Iversen, J., Wand, H., Topp, L., Kaldor, J., & Maher, L. (2013). Reduction in HCV incidence among injection drug users attending needle and syringe programs in Australia: A linkage study. *American Journal of Public Health*, 103(8), 1436–1444. <https://doi.org/10.2105/AJPH.2012.301206>
- Jones, N. R., Hickman, M., Larney, S., Nielsen, S., Ali, R., Murphy, T., Dobbins, T., Fiellin, D. A., & Degenhardt, L. (2020). Hospitalisations for non-fatal overdose among people with a history of opioid dependence in New South Wales, Australia, 2001–2018: Findings from the OATS retrospective cohort study. *Drug and Alcohol Dependence*, Article 108354. <https://doi.org/10.1016/j.drugalcdep.2020.108354>
- Joudrey, P. J., Khan, M. R., Wang, E. A., Scheidell, J. D., Edelman, E. J., McInnes, D. K., & Fox, A. D. (2019). A conceptual model for understanding post-release opioid-related overdose risk. *Addiction Science & Clinical Practice*, 14(1), 17. <https://doi.org/10.1186/s13722-019-0145-5>
- Keen, C., Kinner, S. A., Young, J. T., Snow, K., Zhao, B., Gan, W., & Slaunwhite, A. K. (2021). Periods of altered risk for non-fatal drug overdose: A self-controlled case series. *The Lancet Public Health*, 6(4), e249–e259. [https://doi.org/10.1016/S2468-2667\(21\)00007-4](https://doi.org/10.1016/S2468-2667(21)00007-4)
- Kesten, J., Hussey, D., Lord, C., Roberts, L., Bayliss, J., Erswell, H., Preston, A., Telfer, M., Scott, J., Harris, M., Mellon, D., Hickman, M., MacArthur, G., & Fisher, H. (2023). Development, acceptability and feasibility of a personalised, behavioural intervention to prevent bacterial skin and soft tissue infections among people who inject drugs: A mixed-methods Person-Based Approach study. *Harm Reduction Journal*, 20(1), 114. <https://doi.org/10.1186/s12954-023-00823-9>
- Khan, S. I., Irfan, S. D., Khan, M. N. M., & Shafiq, T. K. I. (2021). The wound that closes doors: Lived experiences and complexities of injection-related injuries and infections among people who inject drugs through an ethnographic lens. *International Journal of Drug Policy*, 96, Article 103276. <https://doi.org/10.1016/j.drugpo.2021.103276>
- Larney, S., Hickman, M., Fiellin, D. A., Dobbins, T., Nielsen, S., Jones, N. R., Mattick, R. P., Ali, R., & Degenhardt, L. (2018). Using routinely collected data to understand and predict adverse outcomes in opioid agonist treatment: Protocol for the Opioid Agonist Treatment Safety (OATS) study. *BMJ Open*, 8(8), Article e025204. <https://doi.org/10.1136/bmjopen-2018-025204>
- Larney, S., Jones, N., Fiellin, D. A., Nielsen, S., Hickman, M., Dobbins, T., Murphy, T., Ali, R., & Degenhardt, L. (2021). Data resource profile: The Opioid Agonist Treatment and Safety (OATS) study, New South Wales, Australia. *International Journal of Epidemiology*, 49(6), 1774–1775. <https://doi.org/10.1093/ije/dyaa125>
- Larney, S., Peacock, A., Mathers, B. M., Hickman, M., & Degenhardt, L. (2017). A systematic review of injecting-related injury and disease among people who inject drugs. *Drug and Alcohol Dependence*, 171, 39–49. <https://doi.org/10.1016/j.drugalcdep.2016.11.029>
- Lewer, D., Brothers, T. D., Croxford, S., Desai, M., Emanuel, E., Harris, M., & Hope, V. D. (2023). Opioid injection-associated bacterial infections in England, 2002–2021: A time series analysis of seasonal variation and the impact of COVID-19. *Clinical Infectious Diseases*, 144. <https://doi.org/10.1093/cid/ciad144>
- Lewer, D., Eastwood, B., White, M., Brothers, T. D., McCusker, M., Copeland, C., Farrell, M., & Petersen, I. (2021). Fatal opioid overdoses during and shortly after hospital admissions in England: Case-crossover study. *PLoS Medicine*, 18(10), Article e1003759. <https://doi.org/10.1371/journal.pmed.1003759>
- Lewer, D., Harris, M., & Hope, V. (2019). Opiate injection-Associated skin, soft tissue, and vascular infections, England, UK, 1997–2016. *Emerging Infectious Diseases*, 23(8), 1400–1403. <https://doi.org/10.3201/eid2308.170439>
- Lewer, D., Petersen, I., & Maclure, M. (2022). The case-crossover design for studying sudden events. *BMJ Medicine*, 1(1). <https://doi.org/10.1136/bmjmed-2022-000214>
- Lloyd, J. E., Delaney-Thiele, D., Abbott, P., Baldry, E., McEntyre, E., Reath, J., Indig, D., Sherwood, J., & Harris, M. F. (2015). The role of primary health care services to better meet the needs of Aboriginal Australians transitioning from prison to the community. *BMC Family Practice*, 16, 86. <https://doi.org/10.1186/s12875-015-0303-0>
- Lloyd-Smith, E., Kerr, T., Hogg, R. S., Li, K., Montaner, J. S. G., & Wood, E. (2005). Prevalence and correlates of abscesses among a cohort of injection drug users. *Harm Reduction Journal*, 2, 24. <https://doi.org/10.1186/1477-7517-2-24>

- Lucas, G. M., Solomon, S. S., Srikrishnan, A. K., Agrawal, A., Iqbal, S., Laeyendecker, O., McFall, A. M., Kumar, M. S., Ogburn, E. L., Celentano, D. D., Solomon, S., & Mehta, S. H. (2015). High HIV burden among people who inject drugs in 15 Indian cities. *AIDS*, 29(5), 619. <https://doi.org/10.1097/QAD.0000000000000592>
- Martin, M., Vanichseni, S., Suntharasamai, P., Sangkum, U., Mock, P. A., Leethochawalit, M., Chiamwongpaet, S., Gvetadze, R. J., Kittimunkong, S., Curlin, M. E., Worrajittanon, D., McNicholl, J. M., Paxton, L. A., Choopanya, K., & Group, for the B. T. S. (2014). Risk behaviors and risk factors for HIV infection among participants in the Bangkok Tenofovir Study, an HIV pre-exposure prophylaxis trial among people who inject drugs. *PLoS One*, 9(3), e92809. <https://doi.org/10.1371/journal.pone.0092809>
- Merrall, E. L. C., Kariminia, A., Binswanger, I. A., Hobbs, M. S., Farrell, M., Marsden, J., Hutchinson, S. J., & Bird, S. M. (2010). Meta-analysis of drug-related deaths soon after release from prison. *Addiction*, 105(9), 1545–1554. <https://doi.org/10.1111/j.1360-0443.2010.02990.x>
- Milloy, M.-J., Wood, E., Lloyd-Smith, E., Grafstein, E., Tyndall, M., Montaner, J., & Kerr, T. (2010). Recent incarceration linked to cutaneous injection-related infections among active injection drug users in a Canadian setting. *Journal of Community Health*, 35(6), 660–666. <https://doi.org/10.1007/s10900-010-9269-y>
- Mosseler, K., Materniak, S., Brothers, T. D., & Webster, D. (2020). Epidemiology, microbiology, and clinical outcomes among patients with intravenous drug use-associated infective endocarditis in New Brunswick. *Canadian Journal of Cardiology Open*, 2(5), 379–385. <https://doi.org/10.1016/j.cjco.2020.05.002>
- Pearce, L. A., Min, J. E., Piske, M., Zhou, H., Homayra, F., Slaunwhite, A., Irvine, M., McGowan, G., & Nosyk, B. (2020). Opioid agonist treatment and risk of mortality during opioid overdose public health emergency: Population based retrospective cohort study. *British Medical Journal*, 368, m772. <https://doi.org/10.1136/bmj.m772>
- Petersen, I., Douglas, I., & Whitaker, H. (2016). Self controlled case series methods: An alternative to standard epidemiological study designs. *British Medical Journal*, 354. <https://doi.org/10.1136/bmj.i4515>
- Phillips, K. T., Stewart, C., Anderson, B. J., Liebschutz, J. M., Herman, D. S., & Stein, M. D. (2021). A randomized controlled trial of a brief behavioral intervention to reduce skin and soft tissue infections among people who inject drugs. *Drug and Alcohol Dependence*, 108646. <https://doi.org/10.1016/j.drugalcdep.2021.108646>
- Pho, M., Erzouki, F., Boodram, B., Jimenez, A. D., Pineros, J., Shuman, V., Claypool, E. J., Bouris, A. M., Gastala, N., Reichert, J., Kelly, M., Salisbury-Afshar, E., Epperson, M. W., Gibbons, R. D., Schneider, J. A., & Pollack, H. A. (2021). Reducing Opioid Mortality in Illinois (ROMI): A case management/peer recovery coaching critical time intervention clinical trial protocol. *Journal of Substance Abuse Treatment*, 128. <https://doi.org/10.1016/j.jsat.2021.108348>
- Pollini, R. A., Gallardo, M., Hasan, S., Minuto, J., Lozada, R., Vera, A., Zúñiga, M. L., & Strathdee, S. A. (2010). High prevalence of abscesses and self-treatment among injection drug users in Tijuana, Mexico. *International Journal of Infectious Diseases*, 14 (Suppl 3), e117–e122. <https://doi.org/10.1016/j.ijid.2010.02.2238>
- Rhodes, T., Wagner, K., Strathdee, S. A., Shannon, K., Davidson, P., & Bourgois, P. (2012). Structural violence and structural vulnerability within the risk environment: theoretical and methodological perspectives for a social epidemiology of HIV risk among injection drug users and sex workers. In P. O Campo, & J. R. Dunn (Eds.), *Rethinking social epidemiology: Towards a science of change* (pp. 205–230). Netherlands: Springer. [https://doi.org/10.1007/978-94-007-2138-8\\_10](https://doi.org/10.1007/978-94-007-2138-8_10)
- Robertson, R., Broers, B., & Harris, M. (2021). Injecting drug use, the skin and vasculature. *Addiction*, 116(7). <https://doi.org/10.1111/add.15283>. add.15283.
- Roux, P., Donadille, C., Magen, C., Schatz, E., Stranz, R., Curano, A., Tsiakou, T., Verdes, L., Aleksova, A., Carrieri, P., Mezaache, S., Ben Charif, A., & the Eurosider study group. (2021). Implementation and evaluation of an educational intervention for safer injection in people who inject drugs in Europe: A multi-country mixed-methods study. *International Journal of Drug Policy*, 87, Article 102992. <https://doi.org/10.1016/j.drugpo.2020.102992>
- Sacks-Davis, R., Daniel, M., Roy, É., Kestens, Y., Zang, G., Ramos, Y., Hellard, M., Jutras Aswad, D., & Bruneau, J. (2016). The role of living context in prescription opioid injection and the associated risk of hepatitis C infection. *Addiction*, 111(11), 1985–1996. <https://doi.org/10.1111/add.13470>
- Schranz, A. J., Fleischauer, A., Chu, V. H., Wu, L.-T., & Rosen, D. L. (2019). Trends in drug use–Associated infective endocarditis and heart valve surgery, 2007 to 2017: A study of statewide discharge data. In *Annals of Internal Medicine*, 170 p. 31). <https://doi.org/10.7326/M18-2124>
- Seaman, S. R., Brettell, R. P., & Gore, S. M. (1998). Mortality from overdose among injecting drug users recently released from prison: Database linkage study. *British Medical Journal*, 316(7129), 426–428. <https://doi.org/10.1136/bmj.316.7129.426>
- See, I., Gokhale, R. H., Geller, A., Lovegrove, M., Schranz, A., Fleischauer, A., McCarthy, N., Baggs, J., & Fiore, A. (2020). National public health burden estimates of endocarditis and skin and soft-tissue infections related to injection drug use: A review. *The Journal of Infectious Diseases*, 222(Supplement 5), S429–S436. <https://doi.org/10.1093/infdis/jiaa149>
- Serota, D. P., Bartholomew, T. S., & Tookes, H. E. (2021). Evaluating differences in opioid and stimulant use-associated infectious disease hospitalizations in Florida, 2016–2017. *Clinical Infectious Diseases*, 73(7), e1649–e1657. <https://doi.org/10.1093/cid/ciaa1278>
- Stein, M. D., Phillips, K. T., Herman, D. S., Keosain, J., Stewart, C., Anderson, B. J., Weinstein, Z., & Liebschutz, J. (2021). Skin-cleaning among hospitalized people who inject drugs: A randomized controlled trial. *Addiction*, 116(5), 122–130. <https://doi.org/10.1111/add.15236>
- Stone, J., Fraser, H., Lim, A. G., Walker, J. G., Ward, Z., MacGregor, L., Trickey, A., Abbott, S., Strathdee, S. A., Abramovitz, D., Maher, L., Iversen, J., Bruneau, J., Zang, G., Garfein, R. S., Yen, Y.-F., Azim, T., Mehta, S. H., Milloy, M.-J., ... Vickerman, P. (2018). Incarceration history and risk of HIV and hepatitis C virus acquisition among people who inject drugs: A systematic review and meta-analysis. *The Lancet Infectious Diseases*, 18(12), 1397–1409. [https://doi.org/10.1016/S1473-3099\(18\)30469-9](https://doi.org/10.1016/S1473-3099(18)30469-9)
- Thakrar, A. P., Pytell, J. D., Stoller, K. B., Walters, V., Weiss, R. D., & Chander, G. (2023). Transitioning off methadone: A qualitative study exploring why patients discontinue methadone treatment for opioid use disorder. *Journal of Substance Use and Addiction Treatment*, 150, 209055. <https://doi.org/10.1016/j.jsat.2023.209055>
- Touesnard, N., Brothers, T. D., Bonn, M., & Edelman, E. J. (2022). Overdose deaths and HIV infections among people who use drugs: Shared determinants and integrated responses. *Expert Review of Anti-Infective Therapy*, 0(0), 1–5. <https://doi.org/10.1080/14787210.2022.2081152>
- Treloar, C., Schroeder, S., Lafferty, L., Marshall, A., Drysdale, K., Higgs, P., Baldry, E., Stooze, M., & Dietze, P. (2021). Structural competency in the post-prison period for people who inject drugs: A qualitative case study. *International Journal of Drug Policy*, 95, Article 103261. <https://doi.org/10.1016/j.drugpo.2021.103261>
- Tsui, J. I., Evans, J. L., Lum, P. J., Hahn, J. A., & Page, K. (2014). Association of opioid agonist therapy with lower incidence of hepatitis C virus infection in young adult injection drug users. *JAMA Internal Medicine*, 174(12), 1974. <https://doi.org/10.1001/jamainternmed.2014.5416>
- von Elm, E., Altman, D. G., Egger, M., Pocock, S. J., Gøtzsche, P. C., & Vandenbroucke, J. P. (2007). The Strengthening of Reporting of Observational Studies in Epidemiology (STROBE) statement: Guidelines for reporting observational studies. *Annals of Internal Medicine*, 147(8), 573–577. <https://doi.org/10.7326/0003-4819-147-8-200710160-00010>
- Wheeler, A., Valerio, H., Cunningham, E. B., Martinello, M., Barocas, J. A., Colledge-Frisby, S., Treloar, C., Amin, J., Henderson, C., Read, P., Matthews, G. V., Dunlop, A. J., Gorton, C., Hayllar, J., Alavi, M., Murray, C., Marks, P., Silk, D., Degenhardt, L., ... Grebely, J. (2022). Prevalence and factors associated with hospitalisation for bacterial skin infections among people who inject drugs: The ETHOS engage study. *Drug and Alcohol Dependence*, 237, Article 109543. <https://doi.org/10.1016/j.drugalcdep.2022.109543>
- Whitaker, H. J., & Ghebremichael-Weldeslassie, Y. (2019). Self-controlled case series methodology. *Annual Review of Statistics and Its Application*, 6(1), 241–261. <https://doi.org/10.1146/annurev-statistics-030718-105108>
- Whitaker, H. J., Paddy Farrington, C., Spiessens, B., & Musonda, P. (2006). Tutorial in biostatistics: The self-controlled case series method. *Statistics in Medicine*, 25(10), 1768–1797. <https://doi.org/10.1002/sim.2302>