

Effects of large-scale magnetic fields on the observed composition of ultrahigh-energy cosmic rays

Ellis R. Owen^{✉*}

*Theoretical Astrophysics, Department of Earth and Space Science, Graduate School of Science,
Osaka University, Toyonaka, Osaka 560-0043, Japan;
Institute of Astronomy, National Tsing Hua University, Hsinchu 30013, Taiwan, Republic of China;
and Center for Informatics and Computation in Astronomy, National Tsing Hua University,
Hsinchu 30013, Taiwan, Republic of China*

Qin Han[✉] and Kinwah Wu[✉]

*Mullard Space Science Laboratory, University College London,
Holmbury Saint Mary, Surrey RH5 6NT, United Kingdom*



(Received 28 June 2022; accepted 20 April 2023; published 15 May 2023)

Ultrahigh-energy (UHE) cosmic rays (CRs) from distant sources interact with intergalactic radiation fields, leading to their spallation and attenuation. They are also deflected in intergalactic magnetic fields (IGMFs), particularly those associated with megaparsec-scale structures. These deflections extend the propagation times of CR particles, forming a magnetic horizon for each CR species. The cumulative cooling and interactions of a CR ensemble also modifies their spectral shape and composition observed on Earth. We construct a transport formulation to calculate the observed UHE CR spectral composition for four classes of source population. The effects on CR propagation brought about by IGMFs are modeled as scattering processes during transport, by centers associated with cosmic filaments. Our calculations demonstrate that IGMFs can have a marked effect on observed UHE CRs and that source population models are degenerate with IGMF properties. Interpretation of observations, including the endorsement or rejection of any particular source classes, thus needs careful consideration of the structural properties and evolution of IGMFs. Future observations providing tighter constraints on IGMF properties will significantly improve confidence in assessing UHE CR sources and their intrinsic CR production properties.

DOI: [10.1103/PhysRevD.107.103027](https://doi.org/10.1103/PhysRevD.107.103027)

I. INTRODUCTION

Ultrahigh-energy (UHE)¹ cosmic rays (CRs) are believed to originate in violent astrophysical environments, e.g., blazar jets, strongly magnetized neutron stars, and starburst galaxies (see, e.g., [2]). Their detection on Earth is rare [1], with arrival rates of about $1 \text{ km}^{-2} \text{ yr}^{-1}$ being typical for particles with energies $E = 10^{19} \text{ eV}$ (see, e.g., [3–5]). UHE CRs interact with baryons and photons² as they propagate through intergalactic space. CR nuclei are converted to lighter particles via processes such as photospallation and photopion production. These attenuate CR fluxes and limit the survival distance of individual CRs. In the present Universe, CR protons with energies of $\sim 10^{19} \text{ eV}$ would

undergo a photoattenuation interaction over a few tens of megaparsecs (see, e.g., [7]). It has therefore been argued that extragalactic UHE CRs of energies above $\sim 10^{19} \text{ eV}$ detected on Earth may originate from discernible sources within a photopion horizon distance of a few tens of megaparsecs (see Refs. [8,9]). This is a reference distance, above which the Universe becomes “optically thick” to UHE CR photopion attenuation.

UHE CRs could originate from more distant source populations located beyond their photopion horizon (e.g., [10,11]). Their residual “background” contribution can be used to study possible source population distributions over redshift because the cumulative effect of photospallation as the CR ensemble propagates modifies its arrival composition on Earth. This is also dependent on the effective travel distances of UHE CR protons and nuclei, which are altered when magnetic fields are present (e.g., [12–15]). Magnetic fields permeate intergalactic space. They are highly nonuniform and could have fractal structures if associated with turbulence (see, e.g., [16]). UHE CRs in intergalactic space are therefore not free streaming, nor do they gyrate around an

*erowen@astro-osaka.jp

¹We adopt the terminology that cosmic rays with energies above 10^{17} eV are referred as UHE cosmic rays (e.g., [1]).

²These photons are mainly contributed by the cosmological microwave background. Extragalactic background light (EBL) can also have some effect (see Ref. [6]).

ordered large-scale magnetic field. They are deflected in a stochastic manner (see, e.g., [12,17–19]) and may also undergo diffusion [20–22].

Previous studies (see Ref. [4]) investigated UHE CR composition and spectra in the presence of intergalactic magnetic fields (IGMFs).³ Reference [23] invoked four-dimensional simulations to investigate the composition and anisotropy of UHE CRs with IGMFs at different positions in a simulation box when considering CR injection of ⁵⁶Fe or ¹H. Reference [24] extended this to use a more physically motivated UHE CR source composition. Other studies considered the effect of a magnetic field structure similar to the Local Supercluster on CRs observed on Earth and assessed the energy dependence of CR flux suppression caused by photopion attenuation and magnetic horizons [21]. Although large-scale inhomogeneities from structures such as cosmic filaments and voids were not explicitly considered, secondary particle production was recently added as a refinement (see Ref. [22]).

In this paper, we assess the effect of IGMFs on the spectrum and composition of UHE CRs. We consider different CR source populations and magnetic field prescriptions. To our knowledge, this study is the first to model CR propagation in IGMFs with inhomogeneities over cosmological scales, while properly accounting for photopion (absorption) and photospallation processes. It is also the first to assess the effects of an inhomogeneous IGMF on CR propagation and whether or not it can unambiguously be discerned in the observed CR spectrum and composition on Earth. The assumptions and methodology in our previous work [11]⁴ are adopted here, with, in addition, the treatment of the effects brought about by IGMFs.

We arrange this paper as follows. Section II A introduces CR source population models, compositions, and their spectra. Section II B presents our treatment of UHE CR interactions. We introduce our demonstrative magnetic field prescriptions in Sec. II C. Section III shows our results and discusses their implications. A summary of our findings is provided in Sec. IV.

II. COSMIC RAY SOURCES, PROPAGATION, AND INTERACTIONS

A. Source population models

We consider four UHE CR source population models, specified over a redshift range from $z_{\min} = 0$ to $z_{\max} = 3$. For each model, the source number density in redshift space, composition, and injected CR energy spectra follows the same parametrization as in [11]. We summarize the source population models and the corresponding parametrizations as follows. The first is the star-formation rate (SFR) model. It

follows the redshift evolution of cosmic star formation (see also [25]) and takes the form

$$\psi_{\text{SFR}}(z) = \psi_{\text{SFR}}^0 \frac{(1+z)^{k_1}}{1 + [(1+z)/k_2]^{k_3}}, \quad (1)$$

where $k_1 = 2.7$, $k_2 = 2.9$, $k_3 = 5.6$, and $\psi_{\text{SFR}}^0 = 0.054$. The second is the gamma-ray burst (GRB) model. This is an adjustment of the SFR model and represents a possible redshift distribution of gamma-ray bursts. Its construction is based on *Swift* observations that indicate a similar redshift distribution to cosmic star formation, but with an enhancement at earlier epochs. For the GRB model, we consider a redshift distribution,

$$\psi_{\text{GRB}}(z) = \psi_{\text{GRB}}^0 (1+z)^{k_4} \psi_{\text{SFR}}(z), \quad (2)$$

where $k_4 = 1.4$ and $\psi_{\text{GRB}}^0 = 0.013$, following [26]. The third is the active galactic nuclei (AGN) model. We adopt an AGN population evolution parametrization, given by [27]

$$\psi_{\text{AGN}}(z) = \psi_{\text{AGN}}^0 \begin{cases} (1+z)^{k_5} & (z < z_1) \\ z_2^{k_5} & (z_1 \leq z < z_2) \\ z_2^{k_5} \cdot z_2^{z_2-z} & (z \geq z_2) \end{cases}, \quad (3)$$

where $k_5 = 5.0$, $z_1 = 1.7$, $z_2 = 2.7$, and $\psi_{\text{AGN}}^0 = 0.0041$. The fourth is the power-law (PLW) model. It parametrizes the source population by a power-law distribution in redshift space, as

$$\psi_{\text{PLW}}(z) = \psi_{\text{PLW}}^0 (1+z)^{k_{\text{PLW}}}, \quad (4)$$

with $k_{\text{PLW}} = -1.6$ and $\psi_{\text{PLW}}^0 = 1.1$. This model is not specifically based on observations or a survey. It serves instead as a generic basis for comparison with similar PLW-type models that are employed in some other studies (e.g., [28,29]).

Here, the same spectral forms as in [11] are adopted for UHE CRs (see their Table 1). The overall injection luminosity in each model is normalized by gauging against Pierre Auger Observatory (PAO) data without detailed fitting. The energy range of the spectra is between $\epsilon_{\min} m_e c^2 = 3.98 \times 10^{18}$ and $\epsilon_{\max} m_e c^2 = 3.16 \times 10^{20}$ eV. This is chosen to cover the CR flux contributed mostly by extragalactic particles [30,31] and extends up to the most energetic UHE CRs expected to be detected on Earth [32].

In each source class, the full range of injected nuclei are represented by the abundances of ²⁸Si, ¹⁴N, ⁴He, and ¹H. The injected composition fractions follow the fitted values of the species given in [29]. Variation of these fixed parameters would lead to a larger number of calculations and introduce more uncertainty, but would not improve the accuracy of our results. In our calculations, the production of all secondary nuclei species of mass number $A < 28$

³We use IGMFs to refer to all large-scale magnetic fields hereafter.

⁴Throughout this work, we use dimensionless energies as in [11], defined in terms of electron rest mass $\epsilon = E/m_e c^2$.

are properly accounted for. This safeguards the correct determination of photospallation interactions and their secondary products along particle propagations (see Sec. II B).

B. Propagation and interactions of ultrahigh-energy cosmic ray nuclei

UHE CR nuclei are subject to hadronic interactions and energy losses as they propagate through intergalactic space. A CR particle may lose only a small fraction of its energy in a single interaction event, or it may lose energy continuously (such processes include photopair production, Compton scattering, radiative losses, or adiabatic energy losses in an expanding volume or space-time). We model these as effective “cooling” processes. In some situations, a CR particle loses substantial energy in a single interaction (e.g., photopion production) or can be split (photospallation). We treat these as absorption processes. In the case of photospallation events, we self-consistently account for the production of descendant nuclei using appropriate injection terms.

In the absence of IGMFs, the propagation of UHE CRs across intergalactic space is practically ballistic streaming at c , the speed of light. The corresponding CR transport equation is

$$\frac{\partial n_A}{\partial z} = \frac{ds}{cdz} \left[\frac{\partial}{\partial \epsilon_A} (b_A n_A) + Q_A - \Lambda_A n_A \right], \quad (5)$$

when adopting a quasisteady condition [11]. Here, the particle species is specified by mass number A . $n_A(\epsilon_A, z)$ is the comoving spectral density of UHE CRs with mass number A and dimensionless energy ϵ_A , b_A is the total energy loss rate experienced by those CRs due to cooling processes, and $\Lambda_A = \Lambda_A^{\text{sp}} + \Lambda_A^{\text{A}\pi}$ is the total absorption rate accounting for photospallation (Λ_A^{sp}) and photopion production ($\Lambda_A^{\text{A}\pi}$). $Q_A = Q_A^{\text{a}} + Q_A^{\text{sp}}$ is the injection rate of UHE CRs. This is the sum of photospallation products (secondary nuclei) Q_A^{sp} and fresh primary particle injection Q_A^{a} by the source population. In a Friedmann-Lemaître-Robertson-Walker universe,

$$\frac{ds}{cdz} = \frac{\mathcal{E}(z)}{H_0(1+z)}, \quad (6)$$

where H_0 is the present value of the Hubble parameter. This takes a value of $100h \text{ km s}^{-1} \text{ Mpc}^{-1}$, $h = 0.673 \pm 0.006$ [33], and

$$\mathcal{E}(z) = [\Omega_{\text{r},0}(1+z)^4 + \Omega_{\text{m},0}(1+z)^3 + \Omega_{\Lambda,0}]^{-1/2} \quad (7)$$

(see Ref. [34]), with $\Omega_{\text{m},0} = 0.315 \pm 0.007$, $\Omega_{\text{r},0} \approx 0$, and $\Omega_{\Lambda,0} = 0.685 \pm 0.007$. These are the normalized density parameters for matter, radiation, and dark energy, respectively [33].

If accommodating IGMFs into our formulation, CR transport is modified across intergalactic space. IGMFs have certain structures associated with density distributions, which may be in the form of galaxies, galaxy groups/clusters, and cosmic filaments. They could also be turbulent in nature. A comprehensive treatment of UHE CR propagation, properly accounting for the effects of magnetic fields convolved with those of density structures of objects across the mass hierarchy in the Universe is nontrivial. This subject has been addressed in previous studies, which provide insights into transitions to diffusive propagation in detailed configurations of turbulence (e.g., [35–37]), including the effects of magnetic intermittency [38], and by invoking increasingly detailed simulations (e.g., [23,39]).

We consider that CR transport in localized regions of enhanced magnetic fields may be treated as a series of discrete scattering events. Hereafter, we refer to scattering events that lead to the deflection of CR particles as “deflections.” Magnetized regions are associated with particular astrophysical environments which act as scattering centers (e.g., galaxy clusters or cosmic filaments; see Refs. [12,40]). This heuristic treatment captures the main essence of UHE CR transport in intergalactic space in the presence of IGMFs when the accumulated deflection angle of the CRs is small. It is justified, as the linear sizes of the scattering structures (e.g., cosmic filaments, which would be a few megaparsecs, e.g., [41,42]) are much smaller than either the spacing between structures ($\sim 100 \text{ Mpc}$, e.g., [43]) or the photopion horizon scale of the CR particles.

Our formulation is essentially one-dimensional (1D) and the effects of deflections are captured in an effective difference in path length. The additional path length of weakly scattered particles (with a deflection angle much smaller than $\pi/2$) compared to free streaming CR propagation is expressed as

$$\delta s' = N_c \delta t'_c c. \quad (8)$$

Here, N_c is the number of scattering events a CR undergoes along a path. In an interval δs , this is given by $N_c = \delta s/d_c$, where $d_c = (n_c \sigma_c)^{-1}$ is the mean free path of a CR to an interaction with a scattering center. n_c and σ_c are the comoving number density and physical effective cross sectional size of the scattering centers, respectively. The extra propagation time $\delta t'_c$, introduced when a CR is deflected into an longer, nonrectilinear path by a scattering event, plus the delay time it experiences when crossing each scattering center, can be expressed as

$$\delta t'_c \simeq \frac{d_c \delta \theta_c^2}{8c} + \frac{\bar{r}_c \delta \theta_c^2}{6c} \quad (9)$$

[12,44]. The first term above accounts for the time delay associated with the nonrectilinear trajectory arising from

the scattering event. The second term accounts for the time delay with respect to a straight line when a CR crosses a magnetized scattering structure. \bar{r}_c is the characteristic path length through a scattering center. This is related to the physical size of the scattering center r_c by $\bar{r}_c = (\pi/2)^2 r_c$ (for a filamentary morphology [12]). The deflection angle $\delta\theta_c$, is given by

$$\delta\theta_c^2 \simeq \left(1 + \frac{2r_L^2}{\bar{r}_c \lambda_c}\right)^{-1}, \quad (10)$$

where λ_c is the coherence length of the magnetic field of the scattering structure. r_L is introduced as the charged particle's gyroradius, which depends on the CR charge Z_A , energy ϵ_A , and the magnetic field strength of the scattering center,

$$r_L \approx 1.1 \left(\frac{\epsilon_A}{2 \times 10^{12}}\right) \left(\frac{B}{1 \text{ nG}}\right)^{-1} \left(\frac{Z_A}{1}\right)^{-1} \text{ Mpc}. \quad (11)$$

Equation (10) is adopted for the transition from $r_L \ll \sqrt{r_c \lambda_c}$ (when the particle exits a scattering center with a small deflection angle after undergoing a single scattering event) to $r_L \gg \sqrt{r_c \lambda_c}$ (where the particle diffuses *within* the scattering structure and exits roughly at the same location it entered; see Ref. [12]). The overall path length taking account of the effects of deflections is then given by $\delta s' = \delta s + c\delta t'_c$.

For the propagation of some CRs, the accumulated deflection angle can become large ($> \pi/2$). The CR transport in this situation is instead modeled using a strong deflection prescription, where the additional path lengths experienced by CRs are given by $\delta s'' = \delta s'(1 + \Delta s'/\ell_{\text{scatt}})$. Here, $\Delta s'$ is the integrated path length, and $\ell_{\text{scatt}} = (n_c \sigma_c \delta\theta_c^2)^{-1}$ is the scattering distance over which the CRs experience a strong deflection. With the additional path lengths properly incorporated in the calculations of photopion interactions and photospallation, we obtain a revised relation for the CR travel time and propagation distance.

With Eq. (8), we construct a scaling factor for the fractional path length extension experienced by the propagating CRs due to deflections,

$$\Psi_A = \frac{\delta s''}{\delta s} = \frac{\delta s'(1 + \Delta s'/\ell_{\text{scatt}})}{\delta s}. \quad (12)$$

Applying this to the transport equation (5), we obtain

$$\frac{\partial n_A}{\partial z} = \frac{ds}{cdz} \left(\Psi_A \left[\frac{\partial}{\partial \epsilon_A} (b_A n_A) + \phi_A^B Q_A^{\text{sp}} - \Lambda_A n_A \right] + Q_A^a \right). \quad (13)$$

Note that this omits an explicit treatment of diffusion, with its effects considered only in the path length scaling term Ψ_A . This is justified in the computation of the total diffuse average fluxes when the overall CR deflection angles accumulated over their total path length are sufficiently small or when the

separation between sources is shorter than both the diffusion length and the CR energy loss distance [12,45].

The magnetic scaling term is applied to all propagation, interaction, and cooling terms. The primary source term Q_A^a is independent of the magnetic fields. It is distinct from another source term Q_A^{sp} . This depends on the photo-spallation rate of parent CRs of higher nucleon number. The propagation of the parent nuclei are modified by a scaling factor appropriate for their species, Ψ_B . This is related to Ψ_A by the ratio of the squared deflection angles of the parent and secondary CRs, denoted ϕ_A^B .

C. Intergalactic magnetic field prescriptions

The fiducial magnetic field configuration is adapted from [12]. The effective size, number density, and magnetic field coherence length of the scattering centers are chosen such that they are appropriate for cosmic filaments (Table I). The evolution of the filaments is not considered explicitly, as their size does not change substantially in the redshifts considered in this study [42]. The magnetic fields in the filaments, however, evolve, as shown in numerical simulations (see, e.g., [46]). We use the results from IllustrisTNG 100-3 simulations [47–52]) to construct two redshift-dependent IGMF-strength prescriptions (presented in Fig. 1).

The effects of IGMFs on the propagation of UHE CRs with energies between 10^{17} and 10^{21} eV by deflections in cosmic filaments can be comparable to magnetized structures on galactic scales, in particular, fossil radio galaxies and galactic winds [12]. In our calculations, these substructures are incorporated implicitly in the effective scattering of the filaments through a maximum and minimum limit, which brackets the extent of their effects.

III. RESULTS AND DISCUSSION

A. UHE CR spectrum and composition

The UHE CR spectrum at $z_{\text{min}} = 0$ for each source class is obtained by integrating the modified transport equation (13) numerically over a discretized grid in

TABLE I. Fiducial parameter choices for our illustrative magnetic field prescription. This considers cosmic filaments as the dominant scattering agent. Filament properties are based on the prescription introduced by [12]. The magnetic field strength evolves over redshift (see Fig. 1).

Parameter	Definition	Value
n_c	Comoving number density of scattering centers	10^{-2} Mpc^{-3}
σ_c	Effective scattering center cross sectional size	3 Mpc^2
r_c	Characteristic diameter of scattering center	2 Mpc
λ_c	Magnetic field coherence length within the scattering structure	0.3 Mpc

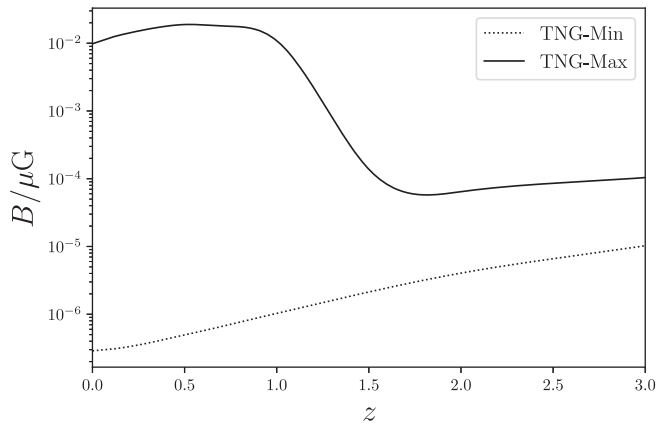


FIG. 1. Evolution of magnetic field strength over redshift z derived from the IllustrisTNG 100-3 simulations [47,48]. An interpolation routine is used for cosmological epochs between simulation redshift slices. The TNG-Max prescription is the median magnetic field strength in structures with a baryon overdensity with $\log_{10}(\rho/\langle\rho_b\rangle)=2$; TNG-Min is for $\log_{10}(\rho/\langle\rho_b\rangle)=0.7$. This covers the range of densities appropriate for cosmic filaments [47].

redshift.⁵ The effect of the evolving magnetic field is accounted for by calculating the average value of the scaling factor Ψ_A between subsequent grid points. The extra path lengths accounting for CR deflections extends the propagation times of the particles. In some cases, this may exceed the Hubble time. Such particles will not reach us, forming a magnetic horizon [53,54]. Their contribution is excluded in the calculations by setting an upper limit in the integration of $z_{\max} = \min\{z_H, 3\}$, where z_H is the redshift at which the total propagation time of a CR undergoing deflections would equal the age of the Universe. This effect changes the total CR arrival flux of each of the species. The all-particle spectrum and four broadband composition spectra are shown in Fig. 2. For scenarios with no IGMFs, our results are identical to those obtained for streaming CRs. If weak IGMFs are present, e.g., TNG-Min (not shown), their effects on CR propagation are insufficient to give results which are noticeably different to scenarios without IGMFs. These results are generally consistent with PAO data [55].

Effects caused by deflections are important in the TNG-Max prescription. The results are more difficult to reconcile with the PAO observations [55] (especially for scenarios invoking SFR or GRB source classes). In this situation,

⁵The grid resolution is informed by the shortest interaction path length experienced by the UHE CRs (see Fig. 3). This safeguards against underpredicting attenuation effects and secondary CR production. In this work, we have adopted an approach in which the injection and loss terms are approximated analytically, with the average values of interaction rates being used between grid points. Monte Carlo simulations, to be considered in our future studies, will better capture some subtle stochastic aspects in the CR transport, one of such being the evolution (e.g., broadening) of the distribution function of the UHE CR ensemble.

strong deflections can become important for some CRs (see Fig. 3). These CRs would propagate via diffusion. The relatively small separation between the sources in our model⁶ is less than the CR diffusion length⁷ and energy loss distance. Under these conditions, the diffuse average flux spectrum is well approximated by the streaming treatment with deflections adopted here [45].

The effects of IGMFs on the CR spectrum and composition are shown in Fig. 2. They are manifestations of the competition between cooling and absorption, secondary nuclei production, and magnetic horizon effects. Qualitatively, we may discern two regimes by CR energy. At energies above $\sim 3 \times 10^{19}$ eV, deflections introduce an extra CR path length of hundreds of megaparsec. This is longer than photospallation lengths, particularly for heavy CR nuclei (see Fig. 3). Cooling lengths at these energies are much longer than attenuation lengths. The high-energy spectrum of particles is therefore dominated by the injection of primary CRs, and the effects of cooling are obscured by attenuation.

While magnetic fields do not have strong effects on the horizon for CRs with extremely high energies, the situation is different for CRs with energies below $\sim 3 \times 10^{19}$ eV where the extended path lengths range between tens to hundreds of megaparsecs. This is shorter than the photopion and photospallation length scales at $z < 1$ for low-mass nucleons, but becomes comparable at higher masses (see Fig. 3). As photospallation (for $A > 1$) at these energies always dominates over photopion absorption, secondary CRs with low mass ($1 \leq A \leq 2$) accumulate. At high redshifts, this accumulation is partially countered by photopion attenuation and magnetic horizons in the extended path lengths and does not greatly affect the spectrum observed at $z = 0$. At lower redshifts, the longer attenuation path lengths mean that the accumulation of secondaries in the presence of IGMFs is more apparent, especially when the injected composition of CRs is of relatively low mass. As photopair lengths are shorter than the extended path lengths and also comparable to attenuation length scales, noticeable cooling effects on the low-mass components of the particle spectrum emerge (in particular, for $A \leq 6$ in the SFR and GRB models). The combination of all these effects in the extended propagation paths experienced by CRs in the presence of IGMFs distort the average mass composition $\langle \ln A \rangle$ at $z = 0$, and generally boost the relative abundance of lower-mass nuclei at lower energies (see Fig. 4).

B. Scattering centers and CR source population models

When comparing the PAO spectral and composition data in Figs. 2 and 4, scenarios predicting a strong secondary CR

⁶Separations are estimated to be below ~ 10 Mpc for each of the source population models, when adopting individual UHE CR source luminosities of 10^{38} – 10^{44} erg s⁻¹ [4].

⁷The diffusion length may be estimated as $\ell_d \gtrsim 50$ Mpc, if taken to be at least the distance to last scattering for filaments [12].

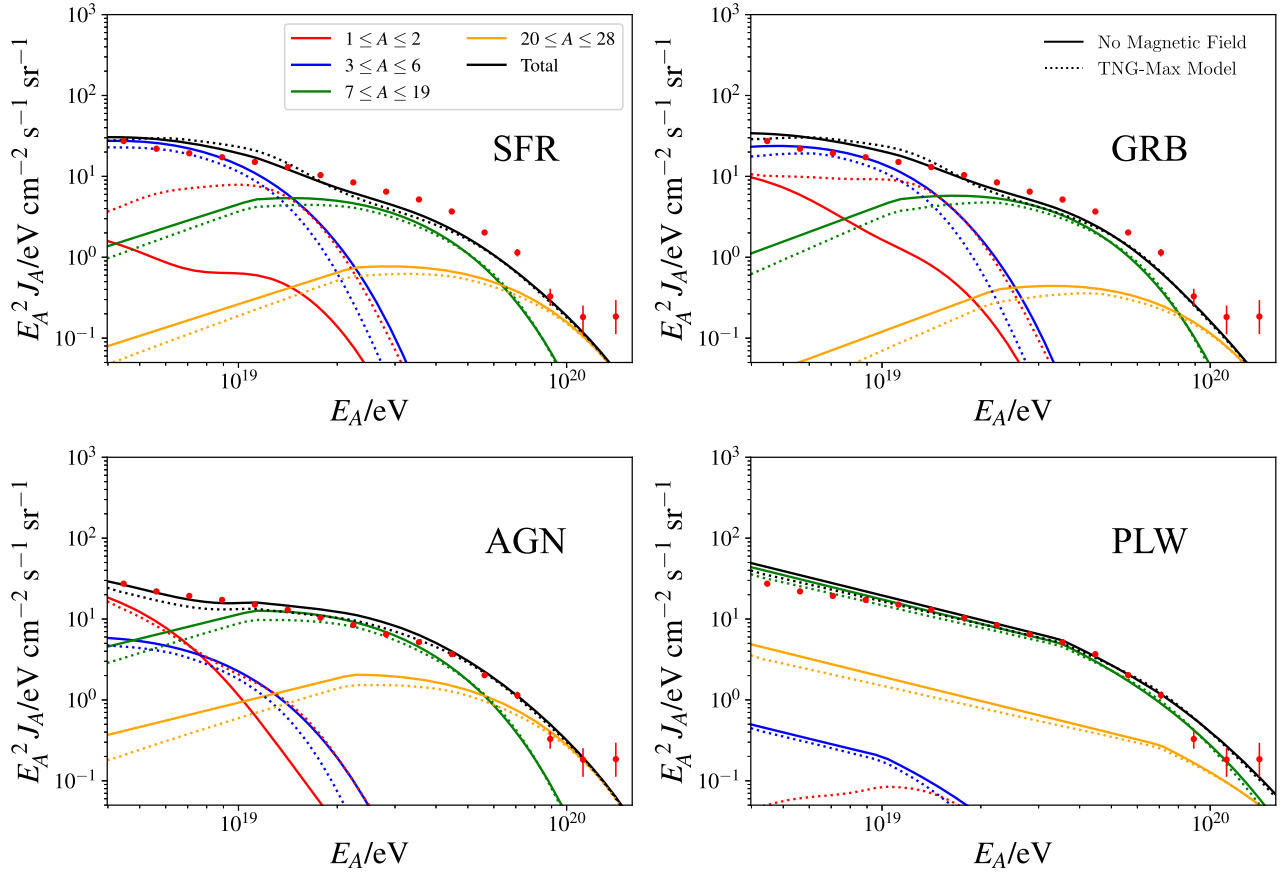


FIG. 2. UHE CR flux spectra of the four source population models (SFR, GRB, AGN, and PLW) at $z = 0$. Solid lines represent scenarios with no IGMFs. Dotted lines represent the scenarios with IGMFs, whose strength evolves according to the TNG-Max prescription (see Sec. II C). Magnetic horizon effects reduce the overall primary particle flux in the TNG-Max prescription. This is more pronounced in source distributions with heavier compositions, which have shorter magnetic horizon distances. If source distributions are weighted toward higher redshifts and the injection composition is relatively low mass, secondary production can increase the particle flux at low energies (e.g., as in the SFR and GRB cases). The corresponding results for the TNG-Min prescription are not shown. These are very similar to scenarios without IGMFs. Data obtained by PAO [55] (red dots with error bars) are shown for comparison. Note that the $1 \leq A \leq 2$ line for the PLW case without magnetic fields falls below the range of the axes. In all models, a further secondary $A = 1$ particle component emerges slightly below 10^{20} eV (also below the axes range). These originate from photospallation interactions of very energetic heavy CRs with EBL photons. Their contribution is negligible.

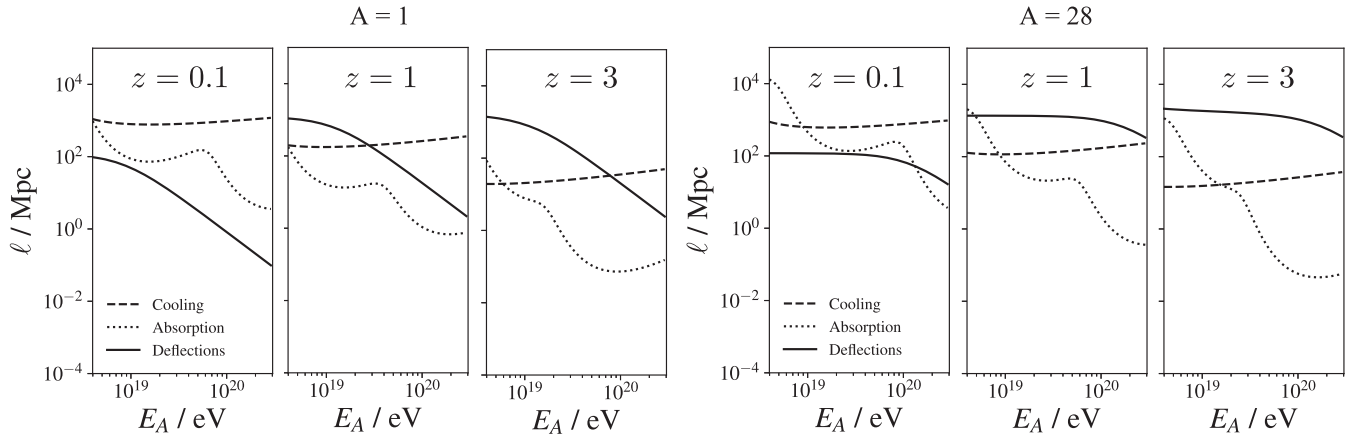


FIG. 3. UHE CR cooling (dashed lines), absorption/spallation (dotted lines) distances, and cumulative extra path lengths introduced by deflections (solid lines) in CR propagation scenarios in IGMFs described by the TNG-Max model, from $z = 0$ up to $z = 0.1, 1$, and 3 , as stated. The cumulative extra path lengths only increase significantly up to $z = 1$, reflecting the epoch where the evolving IGMF is strongest (see Fig. 1). For $A = 1$, absorption is due to photopion production. Photospallation is the dominant absorption process for heavier nuclei.

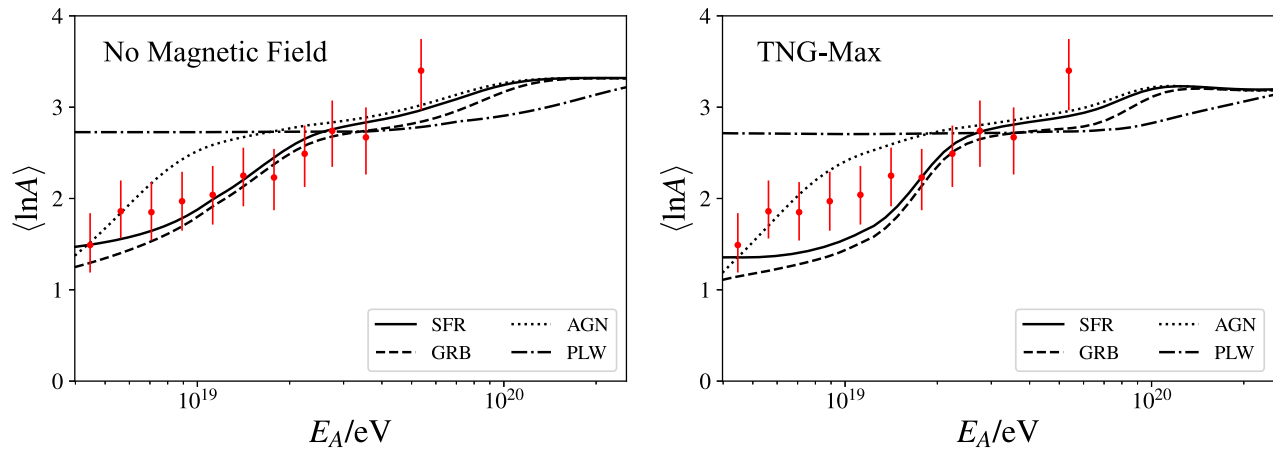


FIG. 4. Average UHE CR mass composition $\langle \ln A \rangle$ for the four source classes. Left: shows scenarios where deflections in the IGMFs are not considered. Right: shows the composition when adopting the TNG-Max prescription. Results obtained with the TNG-Min prescription are indistinguishable from scenarios neglecting IGMFs. The data points shown in red were obtained from PAO [56,57] (using Sibyll 2.3c [58,59]).

component would appear to be less favorable. In the presence of filament magnetic fields of tens of nG below $z \sim 1$,⁸ source distributions weighted toward higher redshifts (e.g., AGN populations as CR sources) are preferred. However, source populations (initial conditions) and magnetic field prescriptions (a component in the transport process) are degenerate when matching the results of calculations with observations.

In this work, we consider a single type of scattering center—cosmic filaments. Figure 5 shows also other scattering center candidates for comparison. Limits bounding each region are set by the approximate range of characteristic sizes, their spatial abundance in the Universe, any knowledge of the magnetic fields inherent to each environment, and observational constraints (obtained from [16,61,62]; see Appendix). This is presented in terms of two quantities, $X = n_c r_c^2 \sigma_c (\propto n_c r_c^4)$ and $Y = B_c^2 \lambda_c$, for which the product is proportional to the magnetic scaling factor Ψ_A [see Eq. (12)]. The top right of Fig. 5 represents conditions where the deflection potential is stronger.

Figures 2 and 4 show that the effects of IGMFs become substantial at low redshifts for the TNG-Max prescription and are inconsequential for the TNG-Min prescription. The parameter space where the effects of deflections are important lies above a contour through the midpoint of the TNG-Max line in Fig. 5. This passes through the allowed regions of all scattering centers considered. Constraints obtained by current observations or theoretical studies are insufficient for distinguishing the merits of the different classes of scattering centers. This must be properly addressed when endorsing any UHE CR source class. For example, most source populations are acceptable if IGMFs are ignored, but none are acceptable if the

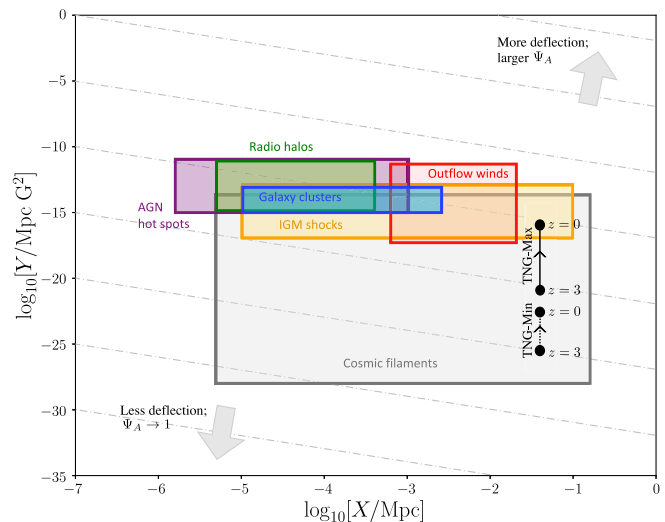


FIG. 5. Comparison of the ability of scattering center types to deflect UHE CRs. Here, $X = n_c r_c^2 \sigma_c (\propto n_c r_c^4)$ and $Y = B_c^2 \lambda_c$. Regions toward the top right yield stronger deflections. The evolutionary progression of the TNG-Min and TNG-Max prescriptions (see Sec. III A) are marked by black arrows. Contours of equal deflection are represented by gray dot-dashed lines. Candidate classes of scattering centers are represented by rectangular boxes, where boundaries are set by theoretical or observational constraints (see Appendix).

TNG-Max prescription is used to derive the IGMF strength and its evolution. Nonetheless, Fig. 5 provides useful insights for identifying possible scattering centers and for modeling their effects on CR transport. With upcoming instruments [e.g., the Square Kilometer Array (SKA)]⁹ dedicated to study the magnetic properties of the hierarchy of structures in the Universe, more advanced modeling of

⁸Rotation measure observations reveal strengths of this level are reasonable for cosmic filaments (see Ref. [60]).

⁹See <https://www.skatelescope.org>.

IGMFs will be possible down to galactic scales. With these new insights, transport calculations with a proper astrophysical setup and robust parameter choices will allow us to confidently resolve the origins of UHE CRs.

IV. SUMMARY

We investigate the effects of IGMFs on the propagation of UHE CRs and on the CR spectrum and composition observed at $z = 0$. We solve the particle transport equation accounting for the deflections of CRs by IGMFs and the cumulative effects of absorption, spallation, and interactions with intergalactic radiation fields. Piecewise deflections of CR particles by IGMFs are modeled as stochastic scattering by centers associated with cosmic filaments. The properties of the filaments and the evolution of their magnetic field strengths are derived from cosmological simulations. Our calculations have shown that IGMFs can have a marked effect on the observed properties of UHE CRs detected on Earth, when the IGMF strength reaches tens of nG for cosmic filaments by $z \lesssim 1$. We find the source population models and IGMFs are degenerate. This degeneracy must be properly resolved before endorsing or disfavoring different UHE CR source classes (including those not considered in this work) to determine the origin of components in broad composition spectra of UHE CRs observed on Earth. Refinement of the results obtained in this work can be achieved by improving the modeling of the IGMFs in cosmic filaments and their substructures. Observations by near-future facilities, in particular, the SKA, will advance our knowledge of the hierarchical properties of magnetic fields from scales of galaxies and clusters to filaments and voids, thus providing more robust inputs for modeling the scattering of UHE CRs by IGMFs in transport calculations.

ACKNOWLEDGMENTS

We thank the anonymous referees for their constructive comments. E. R. O. is an overseas researcher and is thankful for support of a Postdoctoral Fellowship of the Japan Society for the Promotion of Science (JSPS), supported by JSPS KAKENHI Grant No. JP22F22327, and also acknowledges support from the Center for Informatics and Computation in Astronomy (CICA) at National Tsing Hua University (NTHU) through a grant from the Ministry of Education (MoE) of Taiwan (Republic of China), where part of this study was conducted. Q. H. is supported by a UCL Overseas Research Scholarship and a UK Science and Technology Facilities Council (STFC) Research Studentship. Q. H. and K. W. acknowledge support from the UCL Cosmo-particle Initiative. This study is supported in part by a UK STFC Consolidated Grant awarded to UCL-MSSL. This work made use of high-performance computing facilities operated by CICA at NTHU. This equipment was funded by the MoE and the National Science and Technology Council of Taiwan (Republic of China). This work made use of IllustrisTNG simulations, which were undertaken with computer time awarded by the Gauss Centre for Supercomputing (GCS) under GCS Large-Scale Projects GCS-ILLU and GCS-DWAR on the GCS share of the supercomputer Hazel Hen at the High Performance Computing Center Stuttgart (HLRS), as well as on the machines of the Max Planck Computing and Data Facility (MPCDF) in Garching, Germany. This work made use of the NASA Astrophysics Data System database.

APPENDIX: SCATTERING CENTERS

The ranges of parameter values adopted for each type of scattering center shown in Fig. 5 are summarized in Table II.

TABLE II. Scattering centers parameters, as in Fig. 5.

Type	Parameter value range						
	n_c/Mpc^{-3}		r_c/Mpc		λ_c/Mpc		$B_c/\mu\text{G}$
Cosmic filaments	$(0.3 - 1) \times 10^{-2}$	See note ^a	0.2–2	Ref. [63]	See note ^b		$10^{-5.5} - 10^{-1}$ Ref. [47]
Galaxy clusters	10^{-5}	Refs. [12,64]	1–4	Ref. [65]	0.1	See note ^c	$10^{-1} - 10^0$ Refs. [66,67]
Galactic outflow winds	$(1 - 5) \times 10^{-2}$	Refs. [12,68]	0.5–0.8	Ref. [12]	0.05	Ref. [12]	$10^{-2} - 10^1$ Refs. [69,70]
Radio halos	5×10^{-6}	Ref. [71] ^d	1–3	Refs. [72,73]	0.1	See note ^c	$10^{-1} - 10^1$ Refs. [12,74]
IGM accretion shocks around clusters	10^{-5}	See note ^e	1–10	Ref. [75]	0.1	See note ^c	$10^{-2} - 10^0$ Ref. [76]
AGN terminating bow shocks (hot spots)	10^{-3}	Ref. [77] ^f	0.2–1	Refs. [74,78]	0.1	See note ^c	$10^{-1} - 10^1$ Refs. [74,79]

^aValues estimated from the sizes of voids separating filaments, combined with the indicated r_c range (to estimate a filament cross section).
^bThis value is not specified. Constraints of λ_c are derived from those in [16,61,62] based on adopted B_c values, where λ_c has an upper limit of r_c .
^cDefault value is used for IGMFs (see, e.g., [80]).
^dBased on [71], we assume that 50% of clusters host radio halos. This fraction depends on cluster mass and merging history.
^eWe assume this to be the same as for galaxy clusters, where accretion shocks are often present.
^fEstimated from x-ray selected AGN, many of which tend to have hot spots.

- [1] M. Kachelrieß and D. V. Semikoz, *Prog. Part. Nucl. Phys.* **109**, 103710 (2019).
- [2] L. A. Anchordoqui, *Phys. Rep.* **801**, 1 (2019).
- [3] A. A. Watson, *Rep. Prog. Phys.* **77**, 036901 (2014).
- [4] R. Alves Batista *et al.*, *Front. Astron. Space Sci.* **6**, 23 (2019).
- [5] A. Aab *et al.*, *Phys. Rev. D* **102**, 062005 (2020).
- [6] R. Aloisio, V. Berezhinsky, and S. Grigorieva, *Astropart. Phys.* **41**, 94 (2013).
- [7] C. D. Dermer and G. Menon, *High Energy Radiation from Black Holes: Gamma Rays, Cosmic Rays, and Neutrinos* (Princeton University Press, Princeton, 2009).
- [8] K. Greisen, *Phys. Rev. Lett.* **16**, 748 (1966).
- [9] G. T. Zatsepin and V. A. Kuz'min, *Sov. J. Exp. Theor. Phys. Lett.* **4**, 78 (1966).
- [10] V. S. Berezhinskii and S. I. Grigor'eva, *Astron. Astrophys.* **199**, 1 (1988).
- [11] E. R. Owen, Q. Han, K. Wu, Y. X. J. Yap, and P. Surajbali, *Astrophys. J.* **922**, 32 (2021).
- [12] K. Kotera and M. Lemoine, *Phys. Rev. D* **77**, 123003 (2008).
- [13] A. M. Taylor and F. A. Aharonian, *Phys. Rev. D* **79**, 083010 (2009).
- [14] F. Capel and D. J. Mortlock, *Mon. Not. R. Astron. Soc.* **484**, 2324 (2019).
- [15] A. van Vliet, A. Palladino, A. Taylor, and W. Winter, *Mon. Not. R. Astron. Soc.* **510**, 1289 (2022).
- [16] R. Durrer and A. Neronov, *Astron. Astrophys. Rev.* **21**, 62 (2013).
- [17] J. Giacalone and J. R. Jokipii, *Astrophys. J.* **520**, 204 (1999).
- [18] H. Yan and A. Lazarian, *Astrophys. J.* **673**, 942 (2008).
- [19] S. Xu and H. Yan, *Astrophys. J.* **779**, 140 (2013).
- [20] K. Kotera and M. Lemoine, *Phys. Rev. D* **77**, 023005 (2008).
- [21] S. Mollerach and E. Roulet, *J. Cosmol. Astropart. Phys.* **10** (2013) 013.
- [22] J. M. González, S. Mollerach, and E. Roulet, *Phys. Rev. D* **104**, 063005 (2021).
- [23] R. Alves Batista, M.-S. Shin, J. Devriendt, D. Semikoz, and G. Sigl, *Phys. Rev. D* **96**, 023010 (2017).
- [24] D. Wittkowski, *Proc. Sci. ICRC2017* (2017) 563.
- [25] M. S. Muzio, M. Unger, and G. R. Farrar, *Phys. Rev. D* **100**, 103008 (2019).
- [26] X.-Y. Wang, R.-Y. Liu, and F. Aharonian, *Astrophys. J.* **736**, 112 (2011).
- [27] G. Hasinger, T. Miyaji, and M. Schmidt, *Astron. Astrophys.* **441**, 417 (2005).
- [28] A. M. Taylor, M. Ahlers, and D. Hooper, *Phys. Rev. D* **92**, 063011 (2015).
- [29] R. Alves Batista, R. M. de Almeida, B. Lago, and K. Kotera, *J. Cosmol. Astropart. Phys.* **01** (2019) 002.
- [30] G. Giacinti, M. Kachelrieß, D. V. Semikoz, and G. Sigl, *J. Cosmol. Astropart. Phys.* **07** (2012) 031.
- [31] R. Aloisio, V. Berezhinsky, and P. Blasi, *J. Cosmol. Astropart. Phys.* **10** (2014) 020.
- [32] D. J. Bird *et al.*, *Astrophys. J.* **441**, 144 (1995).
- [33] Planck Collaboration, *Astron. Astrophys.* **641**, A6 (2020).
- [34] J. A. Peacock, *Cosmological Physics* (Cambridge University Press, Cambridge, 1999).
- [35] M. Ahlers, *Phys. Rev. Lett.* **112**, 021101 (2014).
- [36] R. Alves Batista and G. Sigl, *J. Cosmol. Astropart. Phys.* **11** (2014) 031.
- [37] A. D. Supanitsky, *J. Cosmol. Astropart. Phys.* **04** (2021) 046.
- [38] A. Shukurov, A. P. Snodin, A. Seta, P. J. Bushby, and T. S. Wood, *Astrophys. J. Lett.* **839**, L16 (2017).
- [39] A. Arámburo-García, K. Bondarenko, A. Boyarsky, D. Nelson, A. Pillepich, and A. Sokolenko, *Phys. Rev. D* **104**, 083017 (2021).
- [40] G. Medina-Tanco and T. A. Enßlin, *Astropart. Phys.* **16**, 47 (2001).
- [41] A. G. Doroshkevich, D. L. Tucker, R. Fong, V. Turchaninov, and H. Lin, *Mon. Not. R. Astron. Soc.* **322**, 369 (2001).
- [42] M. Cautun, R. van de Weygaert, B. J. T. Jones, and C. S. Frenk, *Mon. Not. R. Astron. Soc.* **441**, 2923 (2014).
- [43] N. I. Libeskind *et al.*, *Mon. Not. R. Astron. Soc.* **473**, 1195 (2018).
- [44] C. Alcock and S. Hatchett, *Astrophys. J.* **222**, 456 (1978).
- [45] R. Aloisio and V. Berezhinsky, *Astrophys. J.* **612**, 900 (2004).
- [46] F. Vazza, M. Brüggén, C. Gheller, and P. Wang, *Mon. Not. R. Astron. Soc.* **445**, 3706 (2014).
- [47] F. Marinacci *et al.*, *Mon. Not. R. Astron. Soc.* **480**, 5113 (2018).
- [48] D. Nelson *et al.*, *Comput. Astrophys. Cosmol.* **6**, 2 (2019).
- [49] J. P. Naiman *et al.*, *Mon. Not. R. Astron. Soc.* **477**, 1206 (2018).
- [50] D. Nelson *et al.*, *Mon. Not. R. Astron. Soc.* **475**, 624 (2018).
- [51] V. Springel *et al.*, *Mon. Not. R. Astron. Soc.* **475**, 676 (2018).
- [52] A. Pillepich *et al.*, *Mon. Not. R. Astron. Soc.* **475**, 648 (2018).
- [53] M. Lemoine, *Phys. Rev. D* **71**, 083007 (2005).
- [54] V. Berezhinsky and A. Z. Gazizov, *Astrophys. J.* **669**, 684 (2007).
- [55] V. Verzi, *Proc. Sci. ICRC2019* (2019) 450.
- [56] Pierre Auger Collaboration, *J. Cosmol. Astropart. Phys.* **02** (2013) 026.
- [57] A. Yushkov, *Proc. Sci. ICRC2019* (2019) 482.
- [58] F. Riehn *et al.*, *Proc. Sci. ICRC2017* (2017) 301.
- [59] A. Fedynitch, F. Riehn, R. Engel, T. K. Gaisser, and T. Stanev, *Phys. Rev. D* **100**, 103018 (2019).
- [60] E. Carretti *et al.*, *Mon. Not. R. Astron. Soc.* **512**, 945 (2022).
- [61] Planck Collaboration, *Astron. Astrophys.* **594**, A19 (2016).
- [62] J. L. Han, *Annu. Rev. Astron. Astrophys.* **55**, 111 (2017).
- [63] C. Gheller and F. Vazza, *Mon. Not. R. Astron. Soc.* **486**, 981 (2019).
- [64] T. D. Oswalt and W. C. Keel, *Planets, Stars and Stellar Systems* (Springer, New York, 2013), Vol. 6.
- [65] S. M. Hansen, T. A. McKay, R. H. Wechsler, J. Annis, E. S. Sheldon, and A. Kimball, *Astrophys. J.* **633**, 122 (2005).
- [66] M. Brüggén, M. Ruskowski, A. Simionescu, M. Hoeft, and C. Dalla Vecchia, *Astrophys. J. Lett.* **631**, L21 (2005).
- [67] V. Vacca, M. Murgia, F. Govoni, T. Enßlin, N. Oppermann, L. Feretti, G. Giovannini, and F. Loi, *Galaxies* **6**, 142 (2018).
- [68] M. Bianconi, G. P. Smith, C. P. Haines, S. L. McGee, A. Finoguenov, and E. Egami, *Mon. Not. R. Astron. Soc.* **492**, 4599 (2020).

- [69] V. Heesen, R.-J. Dettmar, M. Krause, R. Beck, and Y. Stein, *Mon. Not. R. Astron. Soc.* **458**, 332 (2016).
- [70] R. Pakmor, F. van de Voort, R. Bieri, F. A. Gómez, R. J. J. Grand, T. Guillet, F. Marinacci, C. Pfrommer, C. M. Simpson, and V. Springel, *Mon. Not. R. Astron. Soc.* **498**, 3125 (2020).
- [71] V. Cuciti, R. Cassano, G. Brunetti, D. Dallacasa, R. Kale, S. Etori, and T. Venturi, *Astron. Astrophys.* **580**, A97 (2015).
- [72] C. Xie *et al.*, *Astron. Astrophys.* **636**, A3 (2020).
- [73] D. N. Hoang *et al.*, *Astron. Astrophys.* **656**, A154 (2021).
- [74] T. Stanev, *High Energy Cosmic Rays* (Springer, New York, 2010).
- [75] K. Kotera and A. V. Olinto, *Annu. Rev. Astron. Astrophys.* **49**, 119 (2011).
- [76] R. J. van Weeren, H. J. A. Röttgering, M. Brüggen, and M. Hoeft, *Science* **330**, 347 (2010).
- [77] J. D. Silverman *et al.*, *Astrophys. J.* **624**, 630 (2005).
- [78] M. Orienti, M. A. Prieto, G. Brunetti, K.-H. Mack, F. Massaro, and D. E. Harris, *Mon. Not. R. Astron. Soc.* **419**, 2338 (2012).
- [79] M. W. Werner, D. W. Murphy, J. H. Livingston, V. Gorjian, D. L. Jones, D. L. Meier, and C. R. Lawrence, *Astrophys. J.* **759**, 86 (2012).
- [80] D. Ryu, H. Kang, J. Cho, and S. Das, *Science* **320**, 909 (2008).