




Contents lists available at ScienceDirect

Travel Medicine and Infectious Disease

journal homepage: www.elsevier.com/locate/tmaid

Zero by 2030 and OneHealth: The multidisciplinary challenges of rabies control and elimination

ARTICLE INFO

Keywords

Rabies
OneHealth
Multisectoral
Control
Prevention
Multidisciplinary

Rabies, caused by a negative strand RNA-virus belonging to the genus *Lyssavirus* (family *Rhabdoviridae* of the order *Mononegavirales*), remains of global concern [1]. This vaccine-preventable viral zoonotic disease is present in more than 150 countries and territories [2]. According to the World Health Organization (WHO), rabies is estimated to cause ~59,000 human deaths annually, with 95% of cases occurring in Africa and Asia [3,4]. However, rabies still occurs in other regions, such as Latin America and the Caribbean [5–8], Central Asia and the Middle East [9,10]. Whilst a number of animals can host the rabies virus, dogs are the main source of human rabies deaths, contributing up to 99% of all rabies transmissions to humans. Dog-mediated rabies has been eliminated from Western Europe, Canada, the United States of America (USA), Japan and some Latin American countries [11]. Nevertheless, the risk of reintroduction and disease among travellers to risk areas is a matter of concern [12–15]. As occurred with many other communicable and non-communicable diseases, the 2020–2022 COVID-19 pandemic negatively impacted the efforts of control and reemergence of rabies in certain countries [7,16,17]. Post-pandemic challenges to enhance control and prevention are multiple and need urgent actions to achieve the goal in eight years by 2030 [16].

In this complex context, the international community has called for the world to be canine rabies-free by 2030 (Zero by 30); specifically, no indigenously acquired dog-mediated rabies cases among humans are to be achieved by the end of this decade [18]. The Global Strategic Plan to End Human Deaths from Dog-mediated Rabies by 2030, launched in June 2018, targets the disease at the dog reservoir and aligns efforts to prevent human rabies and strengthen animal and human health systems. By implementing the Strategic Plan, affected countries will move a step closer to Sustainable Development Goal (SDG) 3.3, “By 2030, end the epidemics of neglected tropical diseases”, and make progress towards achieving SDG 3.8 on universal health coverage [18–21]. As with all zoonotic diseases, a One human, animal and environmental health (One Health) approach with cross-continental multi-disciplinary collaborations will be central to achieving the aims of this strategy [22]. The

efforts against rabies should comprehensively consider the need for a multidisciplinary OneHealth response [23–27] at multiple levels, which enable a better understanding amongst complex interactions between human and animal health with the shared environment [28], not only the integration of actions between the WHO, the World Organization for Animal Health (WOAH/OIE) and the Food and Agriculture Organization of the United Nations (FAO), that set the target for global dog-mediated human rabies elimination by 2030 [29]; but at community levels by multidisciplinary teams in the control and prevention of disease in humans and animals. This OneHealth approach is essential to strengthen collaboration, communication, capacity building and coordination equally across all sectors responsible for addressing health concerns at the human–animal–environment interface. Therefore, multisectoral engagement and approach are critical under the umbrella of OneHealth collaboration, including community education, awareness program, and vaccination campaigns [1,30]. Unfortunately, in some countries, e.g. Panama and Venezuela, mandatory rabies vaccination is not regularly performed, although in these territories studies about rabies have also demonstrated their circulation also in chiropterans such as *Desmodus rotundus* [31–33].

The strategies to reach “Zero By 30” condense the societal changes into three objectives: i. To effectively use vaccines, medicines, tools, and technologies; ii. To generate, innovate, and measure impact, through authentic sustainable collaborative partnerships between different scientific disciplines and more sophisticated techniques [28]; and iii. To sustain commitment and resources (Fig. 1) [18]. For example, interrupting transmission is feasible through the mass vaccination of dogs [34]. However, since the cornerstone of rabies eradication are mass vaccination campaigns in dogs, these should be reinforced by verifying the seroconversion of animals [34–36]. Any failure of vaccination or seroconversion should be investigated to trace potential errors in the protocol. Additionally, immediate, thorough wound washing with soap and water after contact with a suspect rabid animal is crucial and can save lives [37]. Also, in certain countries, physicians in areas with

<https://doi.org/10.1016/j.tmaid.2022.102509>

Received 20 November 2022; Accepted 21 November 2022

Available online 23 November 2022

1477-8939/© 2022 The Authors. Published by Elsevier Ltd. This is an open access article under the CC BY license (<http://creativecommons.org/licenses/by/4.0/>).

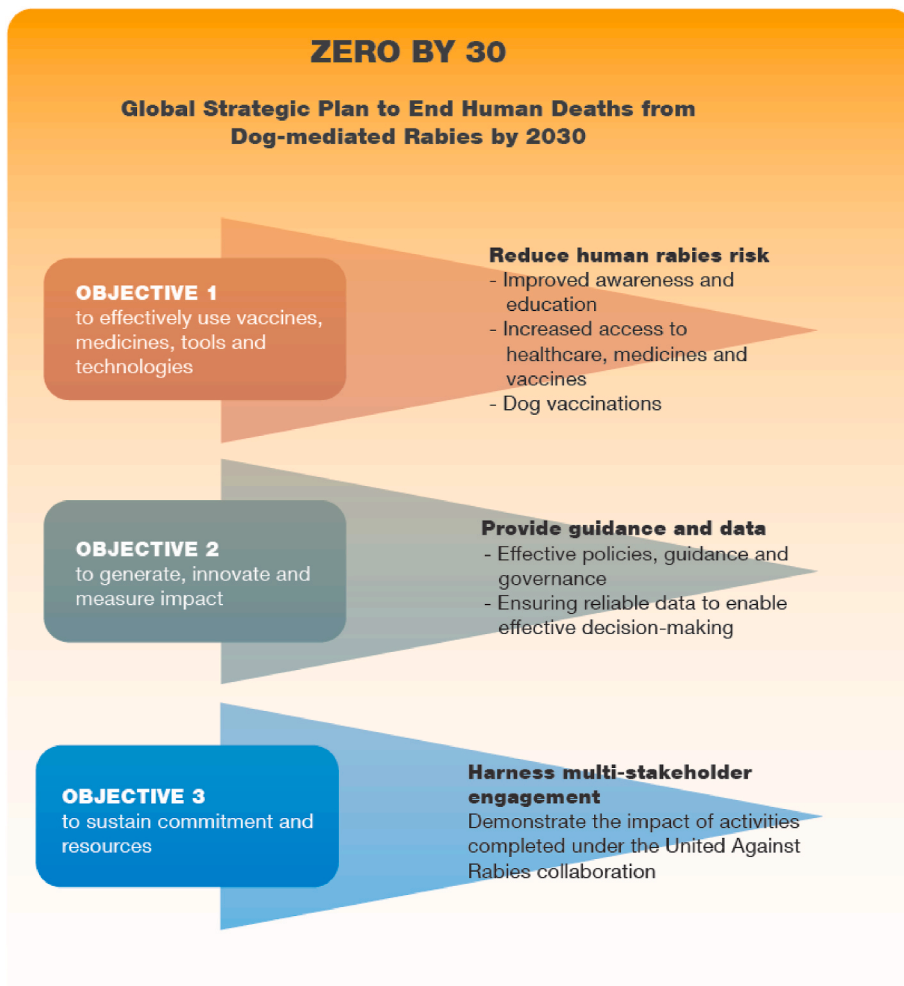


Fig. 1. Global strategic plan to end human deaths from dog-mediated rabies by 2030, WHO [46].

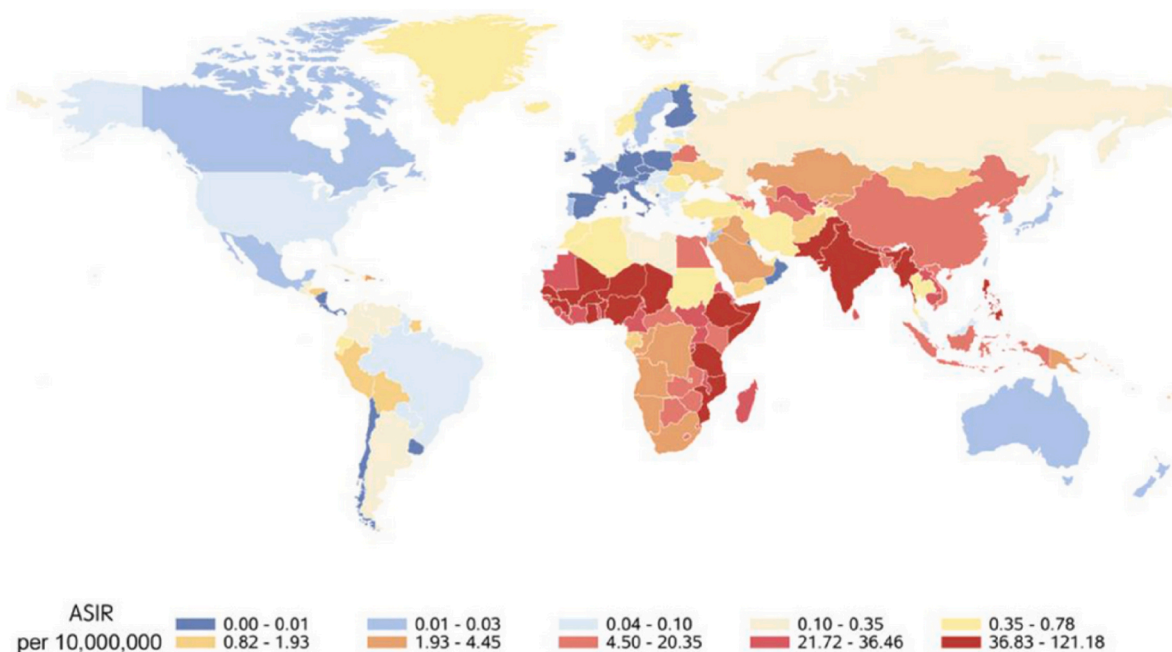


Fig. 2. Age-standardized incidence rate (ASIR) (cases per 10,000,000) in 2019 of rabies in 204 countries and territories [40].

demonstrated rabies circulation in cattle [58], do not consider the importance of cycles where also canids are present, increasing the risk for humans (e.g. Colombia, Guatemala and Panama) [38,39].

Recent estimates from the Global Burden of Disease (GBD) study (Fig. 2) [40] indicated that in 2019, the incident cases of rabies worldwide were 14,075 (95% uncertainty interval, UI: 6,124–21,618), and the number of deaths was 13,743 (95%UI: 6,019–17,938) (for a case fatality rate of 97.6%), both of which were lower than that in 1990. The actual numbers may be higher due to lack of resources for accurate diagnosis, documentation and reporting in rabies endemic developing countries. In addition, data suggested that with the improvement of the socio-demographic Index (SDI), the incident cases, the number of deaths, age-standardized incidence rate (ASIR), age-standardized death rates (ASDR), and disability-adjusted life years (DALYs) of rabies all showed downward trends. Adolescents and adults under 50 represented most rabies cases worldwide [40].

In addition to rabies, in the *Rhabdoviridae* family, at least three genera of animal viruses are included, Lyssavirus, Ephemerovirus, and Vesiculovirus. Lyssavirus has rabies, Lagos bat, Mokola virus, Duvenhage virus, European bat virus 1 & 2 and Australian bat virus (www.cdc.gov) [41,42]. Another animal of emerging importance in transmission of rabies to human is the bat [57]. Rabies can spread to people from bats after minor, seemingly unimportant, or unrecognized bites or scratch. It is worth mentioning that novel related viruses continue to be discovered, predominantly in bat populations, that are of interest purely through their classification within the lyssavirus genus alongside the rabies virus [43]. Although bat rabies accounts for a relatively small proportion of human cases worldwide, it accounts for most human rabies cases in the Americas. In most parts of the continent, haematophagous bats are the primary source of human cases, either by direct transmission or by infection through an intermediate species such as cats, which, given their hunting habits, become a “bridge” between bat rabies and urban areas [44]. Vampire bat rabies is also a significant cause of livestock mortality, affecting subsistence and commercial farmers throughout the geographic range of this bat (from northern Mexico to Argentina and Uruguay) [11,45]. The surveillance and detection of rabies and other pathogens in bats and other sylvatic animals is a complex challenge for public health systems, especially in resource-constrained countries.

Beyond these ecological issues, as a clinical condition, rabies is still challenging, prevention and control remain as key factors, while significant limitations still exist for managing cases. Despite the use of evidence-based approaches, the case fatality rate of rabies is high. Post-exposure prophylaxis (PEP) is critical in its management (Table 1) [46] and should be enhanced in risk areas. Although that, personnel at risk, such as veterinarians and biologists in endemic areas, do not have regular access to prophylaxis in many low and middle-income countries. Even more, in some of these nations, access to vaccine and immunoglobulins is also limited. In the case of travelers there is a high cost for medical evacuation when required, especially if there is no access to vaccines and immunoglobulins. For example, in countries such as Colombia, sometimes rabies affected populations include Afroamerican and Amerindian children, as reported in Choco department, a vulnerable area with rabies outbreaks reported in 2004–2005 [47].

Research on rabies should also be increased, including more assessment of potential antiviral therapies, immunotherapy, and other biological approaches, including more antibodies and vaccines [48–50]. Although pre-exposure and post-exposure treatment options are available, they are efficacious only when initiated before the onset of clinical symptoms. Furthermore, the current rabies vaccine does not cross-protect against the emerging zoonotic phylogroup II lyssaviruses. A requirement for an uninterrupted cold chain and the high cost of the immunoglobulin component of rabies PEP generate an unmet need for developing rabies-specific antivirals [51].

Active and passive surveillance should be enhanced in humans and animals [52]. In addition to the intersectoral and multisectoral

Table 1

Clinical approach for management of rabies exposure [46].

Exposure	Category	Approach
Intact skin (=no exposure)	I	Washing, but no vaccine
Minor scratches (no bleeding)	II	Washing plus vaccine
Transdermal bite (wounded skin)	III	Washing plus vaccine plus RIG
Multiple wounds		

integration for control of rabies, national evidence-based guidelines should be developed and available periodically for healthcare workers to provide the best available clinical preventive, diagnostic and therapeutic management [53–55].

Indeed, after the COVID-19 pandemic, multiple challenges remain or even are on recrudescence, including the effective control of rabies in many regions [56]. We are making a call for more research and development to reach globally the “Zero by 30” goal, which will be more feasible if more multi-, inter-, and transdisciplinary work is done, as well as prioritizing the utilization of global health and OneHealth approaches for this zoonotic viral disease. Rabies is preventable. A unified global OneHealth effort is required to make sure that human rabies deaths end by 2030. Investing more into rabies control will build OneHealth solidarity, reduce health inequalities and strengthen core capacities in resource poor regions for tackling fatal zoonotic diseases.

Declaration of competing interest

None, except Sir Alimuddin Zumla that acknowledges support from the European and Developing Countries Clinical Trials Partnership EU Horizon 2020 Framework Programme PANDORA-ID-NET, CANTAM-3 and EACCR-3 projects, the UK-UCLH NIHR, and he is a Mahathir Science Award and EU-EDCTP Pascoal Mocumbi Prize Laureate.

Acknowledgments

Part of this Editorial derived of the Symposia on Zoonoses of the V Colombian Congress of Clinical Virology (ACINVIR), May 11-14, 2022, Bogota, Colombia; and II International Congress of Tropical Diseases (ACINTROP), October 28-29, 2022, Armenia, Colombia.

References

- [1] Acharya KP, Chand R, Huettmann F, Ghimire TR. Rabies elimination: is it feasible without considering wildlife? *J Trop Med* 2022;2022:5942693.
- [2] Rupprecht CE, Mani RS, Mshelbwala PP, Recuenco SE, Ward MP. Rabies in the tropics. *Curr Trop Med Rep* 2022;9:28–39.
- [3] Wilde H, Hemachudha T, Wacharapluadee S, Lumlerdacha B, Tepsumethanon V. Rabies in Asia: the classical zoonosis. *Curr Top Microbiol Immunol* 2013;365: 185–203.
- [4] Nyasulu PS, Weyer J, Tschopp R, Mihret A, Aseffa A, Nuvor SV, et al. Rabies mortality and morbidity associated with animal bites in Africa: a case for integrated rabies disease surveillance, prevention and control: a scoping review. *BMJ Open* 2021;11:e048551.
- [5] Rifakis PM, Benitez JA, Rodriguez-Morales AJ, Dickson SM, De-La-Paz-Pineda J. Ecoepidemiological and social factors related to rabies incidence in Venezuela during 2002–2004. *Int J Biomed Sci* 2006;2:1–6.
- [6] Benitez JA, Rodriguez-Morales AJ, Vivas P, Plaz J. Burden of zoonotic diseases in Venezuela during 2004 and 2005. *Ann N Y Acad Sci* 2008;1149:315–7.
- [7] Raynor B, Diaz EW, Shinnick J, Zegarra E, Monroy Y, Mena C, et al. The impact of the COVID-19 pandemic on rabies reemergence in Latin America: the case of Arequipa, Peru. *PLoS Neglected Trop Dis* 2021;15:e0009414.
- [8] Yoder J, Younce E, Lankester F, Palmer GH. Healthcare demand in response to rabies elimination campaigns in Latin America. *PLoS Neglected Trop Dis* 2019;13: e0007630.
- [9] Taylor E, Del Rio Vilas V, Scott T, Coetzer A, Prada JM, Alireza G, et al. Rabies in the Middle East, Eastern Europe, central Asia and North Africa: building evidence and delivering a regional approach to rabies elimination. *J Infect Public Health* 2021;14:787–94.
- [10] Gautret P, Al-Abri S, Al-Rawahi B, Memish ZA. Human rabies importation to the Middle East: an emerging threat? *Int J Infect Dis* 2021;102:335–6.
- [11] Vigilato MA, Cosivi O, Knobl T, Clavijo A, Silva HM. Rabies update for Latin America and the Caribbean. *Emerg Infect Dis* 2013;19:678–9.

- [12] Gautret P, Harvey K, Pandey P, Lim PL, Leder K, Piyaphanee W, et al. Animal-associated exposure to rabies virus among travelers, 1997-2012. *Emerg Infect Dis* 2015;21:569-77.
- [13] Bantjes SE, Ruijs WLM, van den Hoogen GAL, Croughs M, Pijtak-Radersma AH, Sonder GJB, et al. Predictors of possible exposure to rabies in travellers: a case-control study. *Trav Med Infect Dis* 2022;47:102316.
- [14] Kaplan S, Khoury S, Zaidenstein R, Cohen E, Tischler-Aurkin D, Sheffer R, et al. Morbidity among Israeli backpack travelers to tropical areas. *Trav Med Infect Dis* 2022;45:102178.
- [15] Croughs M, van den Hoogen GAL, van Jaarsveld CHM, Bantjes SE, Pijtak-Radersma AH, Haverkate MR, et al. Rabies risk behaviour in a cohort of Dutch travel clinic visitors: a retrospective analysis. *Trav Med Infect Dis* 2021;43:102102.
- [16] Nadal D, Beeching S, Cleaveland S, Cronin K, Hampson K, Steenson R, et al. Rabies and the pandemic: lessons for one health. *Trans R Soc Trop Med Hyg* 2022;116:197-200.
- [17] Gongal G, Sampath G, Kishore J, Bastola A, Punrin S, Gunesequera A. The impact of COVID-19 pandemic on rabies post-exposure prophylaxis services in Asia. *Hum Vaccines Immunother* 2022;18:2064174.
- [18] Kanda K, Jayasinghe A, Jayasinghe C, Yoshida T. A regional analysis of the progress of current dog-mediated rabies control and prevention. *Pathogens* 2022;11.
- [19] Fitzpatrick C, Engels D. Leaving no one behind: a neglected tropical disease indicator and tracers for the Sustainable Development Goals. *Int Health* 2016;8(Suppl 1):i15-8.
- [20] Mbilo C, Coetzer A, Bonfah B, Angot A, Bebay C, Cassamá B, et al. Dog rabies control in west and central Africa: a review. *Acta Trop* 2021;224:105459.
- [21] Fahrion AS, Taylor LH, Torres G, Müller T, Dürr S, Knopf L, et al. The road to dog rabies control and elimination-what keeps us from moving faster? *Front Public Health* 2017;5:103.
- [22] Tidman R, Thumbi SM, Wallace R, de Balogh K, Iwar V, Dieuzy-Labayé I, et al. United against rabies forum: the one health concept at work. *Front Public Health* 2022;10:854419.
- [23] Wei Y, Li D, Yang Z, Chen K, Pan X, Xu J, et al. One Health responses to prevent the occurrence of rabies due to attacks by a rabid stray dog. *Veterinary medicine and science*. 2022.
- [24] OIE. One health. <https://www.woah.org/en/what-we-do/global-initiatives/one-health/>. 2022.
- [25] Bonilla-Aldana DK, Dhama K, Rodriguez-Morales AJ. Revisiting the one health approach in the context of COVID-19: a look into the ecology of this emerging disease. *Adv Anim Vet Sci* 2020;8:234-7.
- [26] Bonilla-Aldana DK, Holguin-Rivera Y, Perez-Vargas S, Trejos-Mendoza AE, Balbin-Ramon GJ, Dhama K, et al. Importance of the one health approach to study the SARS-CoV-2 in Latin America. *One Health* 2020;10:100147.
- [27] Dhama K, Chakraborty S, S K, Tiwari R, Kumar A, R D, et al. One world, one health - veterinary perspectives. *Adv Anim Vet Sci* 2013;1:5-13.
- [28] Cabrera M, Leake J, Naranjo-Torres J, Valero N, Cabrera JC, Rodriguez-Morales AJ. Dengue prediction in Latin America using machine learning and the one health perspective: a literature review. *Trop Med Infect Dis* 2022;7.
- [29] Gibson AD, Yale G, Corfmat J, Appupillai M, Gigante CM, Lopes M, et al. Elimination of human rabies in Goa, India through an integrated One Health approach. *Nat Commun* 2022;13:2788.
- [30] Lapiz SM, Miranda ME, Garcia RG, Daguro LI, Paman MD, Madrinan FP, et al. Implementation of an intersectoral program to eliminate human and canine rabies: the Bohol Rabies Prevention and Elimination Project. *PLoS Neglected Trop Dis* 2012;6:e1891.
- [31] Cárdenas-Canales EM, Stockmaier S, Cronin E, Rocke TE, Osorio JE, Carter GG. Social effects of rabies infection in male vampire bats (*Desmodus rotundus*). *Biol Lett* 2022;18:20220298.
- [32] Briggs CL. Uncovering a tragic flaw in revolutionary health policies: from health and communicative inequities to communicative justice in health. *Salud colectiva* 2017;13:411-27.
- [33] Lee DN, Papeş M, Van den Bussche RA. Present and potential future distribution of common vampire bats in the Americas and the associated risk to cattle. *PLoS One* 2012;7:e42466.
- [34] Morters MK, McKinley TJ, Horton DL, Cleaveland S, Schoeman JP, Restif O, et al. Achieving population-level immunity to rabies in free-roaming dogs in Africa and Asia. *PLoS Neglected Trop Dis* 2014;8:e3160.
- [35] Wu X, Hu R, Zhang Y, Dong G, Rupprecht CE. Reemerging rabies and lack of systemic surveillance in People's Republic of China. *Emerg Infect Dis* 2009;15:1159-64.
- [36] Trujillo-Rojas L, Martínez-Gutiérrez M., ..., . Low level of the immune response against rabies virus in dogs and cats, a cross-sectional study in sheltered animals, Santander, Colombia. *Pesquisa Veterinária*; 2018.
- [37] Rysava K, Miranda ME, Zapatos R, Lapiz S, Rances P, Miranda LM, et al. On the path to rabies elimination: the need for risk assessments to improve administration of post-exposure prophylaxis. *Vaccine* 2019;37(Suppl 1):A64-a72.
- [38] Arellano-Sota C. Vampire bat-transmitted rabies in cattle. *Rev Infect Dis* 1988;10(Suppl 4):S707-9.
- [39] Gilbert A, Greenberg L, Moran D, Alvarez D, Alvarado M, Garcia DL, et al. Antibody response of cattle to vaccination with commercial modified live rabies vaccines in Guatemala. *Prev Vet Med* 2015;118:36-44.
- [40] Gan H, Hou X, Wang Y, Xu G, Huang Z, Zhang T, et al. Global burden of rabies in 204 countries and territories, from 1990 to 2019: results from the global burden of disease study 2019. *Int J Infect Dis* 2022. <https://doi.org/10.1016/j.ijid.2022.10.046>. In press.
- [41] Malerczyk C, Freuling C, Gniel D, Giesen A, Selhorst T, Müller T. Cross-neutralization of antibodies induced by vaccination with purified chick embryo cell vaccine (PCECV) against different lyssavirus species. *Hum Vaccines Immunother* 2014;10:2799-804.
- [42] Tyem DA, Dogonyaro BB, Woma TA, Ngoepe EC, Sabeta CT. Sero-surveillance of lyssavirus specific antibodies in Nigerian fruit bats (*Eidolon helvum*). *Trop Med Infect Dis* 2017;2.
- [43] Shipley R, Wright E, Selden D, Wu G, Aegerter J, Fooks AR, et al. Bats and viruses: emergence of novel lyssaviruses and association of bats with viral zoonoses in the EU. *Trop Med Infect Dis* 2019;4.
- [44] Tierradentro-García LO, Cortes-Albornoz MC, Talero-Gutiérrez C. Of love and other demons: depicting human rabies in Colombia. *Heliyon* 2022;8:e09703.
- [45] Adhikari SP, Meng S, Wu YJ, Mao YP, Ye RX, Wang QZ, et al. Epidemiology, causes, clinical manifestation and diagnosis, prevention and control of coronavirus disease (COVID-19) during the early outbreak period: a scoping review. *Infect Dis Poverty* 2020;9:29.
- [46] WHO.; United Against rabies collaboration first annual progress report: global strategic plan to end human deaths from dog-mediated rabies by 20302019.
- [47] Valderrama J, García I, Figueroa G, Rico E, Sanabria J, Rocha N, et al. [Outbreaks of human rabies transmitted by vampire bats in Alto Baudó and Bajo Baudó municipalities, department of chocó, Colombia, 2004-2005]. *Biomedica* 2006;26:387-96.
- [48] Rohde RE, Rupprecht CE. Update on lyssaviruses and rabies: will past progress play as prologue in the near term towards future elimination? *Faculty reviews* 2020;9:9.
- [49] Tantawichien T, Rupprecht CE. Modern biologics for rabies prophylaxis and the elimination of human cases mediated by dogs. *Expert Opin Biol Ther* 2020;20:1347-59.
- [50] Smith SP, Wu G, Fooks AR, Ma J, Banyard AC. Trying to treat the untreatable: experimental approaches to clear rabies virus infection from the CNS. *J Gen Virol* 2019;100:1171-86.
- [51] Du Pont V, Plemper RK, Schnell MJ. Status of antiviral therapeutics against rabies virus and related emerging lyssaviruses. *Curr Opin Virol* 2019;35:1-13.
- [52] Henry RE, Blanton JD, Angelo KM, Pieracci EG, Stauffer K, Jentes ES, et al. A country classification system to inform rabies prevention guidelines and regulations. *J Trav Med* 2022;29.
- [53] Schreuder I, De Pijper C, van Kessel R, Visser L, van den Kerkhof H. Abandon of intramuscular administration of rabies immunoglobulin for post-exposure prophylaxis in the revised guidelines in The Netherlands in 2018: cost and volume savings. *Euro Surveill* 2020;25.
- [54] Liu C, Cahill JD. Epidemiology of rabies and current US vaccine guidelines. *R I Med J* 2013;103:51-3. 2020.
- [55] Townsend SE, Lembo T, Cleaveland S, Meslin FX, Miranda ME, Putra AA, et al. Surveillance guidelines for disease elimination: a case study of canine rabies. *Comp Immunol Microbiol Infect Dis* 2013;36:249-61.
- [56] Goel K, Sen A, Satapathy P, Kumar P, Aggarwal AK, Sah R, et al. Emergence of rabies among vaccinated humans in India: A public health concern. *Lancet Reg Health Southeast Asia* 2022:100109. <https://doi.org/10.1016/j.lansea.2022.100109>. In press.
- [57] Bonilla-Aldana DK, Jimenez-Diaz SD, Arango-Duque JS, et al. Bats in ecosystems and their wide spectrum of viral infectious potential threats: SARS-CoV-2 and other emerging viruses. *Int J Infect Dis* 2021;102:87-96. <https://doi.org/10.1016/j.ijid.2020.08.050>.
- [58] Bonilla-Aldana DK, Jimenez-Diaz SD, Barboza JJ, Rodriguez-Morales AJ. Mapping the spatial distribution of bovine rabies in Colombia, 2005-2019. *Trop Med Infect Dis* 2022. In press.

D. Katterine Bonilla-Aldana
 Research Unit, Universidad Continental, Huancayo, Peru
 Committee of Tropical Medicine, Zoonoses and Travel Medicine, Asociación
 Colombiana de Infectología (ACIN), Bogotá, DC, Colombia

Julian Ruiz-Saenz
 Committee of Tropical Medicine, Zoonoses and Travel Medicine, Asociación
 Colombiana de Infectología (ACIN), Bogotá, DC, Colombia
 Grupo de Investigación en Ciencias Animales-GRICA, Universidad
 Cooperativa de Colombia, Bucaramanga, Colombia

Marlen Martínez-Gutiérrez
 Committee of Tropical Medicine, Zoonoses and Travel Medicine, Asociación
 Colombiana de Infectología (ACIN), Bogotá, DC, Colombia
 Grupo de Investigación en Microbiología Veterinaria, Escuela de
 Microbiología, Universidad de Antioquia, Medellín, Colombia

Wilmer Villamil-Gomez
 Committee of Tropical Medicine, Zoonoses and Travel Medicine, Asociación
 Colombiana de Infectología (ACIN), Bogotá, DC, Colombia
 Secretaría de Salud de Barranquilla, Barranquilla, Atlántico, Colombia

- Hugo Mantilla-Meluk
Colección de Mastozoología y Centro de Estudios de Alta Montaña,
Universidad del Quindío, Carrera 15 Calle 12N, Armenia, Quindío,
Colombia
- German Arrieta
Committee of Tropical Medicine, Zoonoses and Travel Medicine, Asociación
Colombiana de Infectología ACIN, Bogotá, DC, Colombia
Universidad de Córdoba, Instituto de Investigaciones Biológicas del Trópico,
Clínica Salud Social Sincelejo, Corporación Universitaria del Caribe:
CECAR, Sucre, Colombia
- Darwin A. León-Figueroa
Facultad de Medicina Humana, Universidad de San Martín de Porres,
Chiclayo, Peru
Unidad de Revisiones Sistemáticas y Meta-Análisis, Tau-Relaped Group,
Trujillo, Peru
- Vicente Benites-Zapata
Unidad de Investigación para la Generación y Síntesis de Evidencias en
Salud, Universidad San Ignacio de Loyola, Lima, Peru
- Joshuan J. Barboza
Vicerrectorado de Investigación, Universidad Norbert Wiener, Lima, Peru
- Agueda Muñoz-Del-Carpio-Toia
Escuela de Postgrado, Vicerrectorado de Investigación, Universidad Católica
de Santa María, Arequipa, Peru
- Oscar H. Franco
Julius Center for Health Sciences and Primary Care, University Medical
Center Utrecht, Utrecht, the Netherlands
- Maritza Cabrera
Centro de Investigación de Estudios Avanzados del Maule CIEAM,
Universidad Católica del Maule, Talca, 3480094, Chile
Facultad Ciencias de la Salud, Universidad Católica del Maule, Talca,
3480094, Chile
- Ranjit Sah
Tribhuvan University Teaching Hospital, Institute of Medicine, Kathmandu,
Nepal
Research Scholar, Harvard Medical School, Boston, MA, USA
Dr. D.Y Patil Medical College, Hospital and Research Centre, Dr. D.Y. Patil
Vidyapeeth, Pune, Maharashtra, India
- Jaffar A. Al-Tawfiq
Specialty Internal Medicine and Quality Department, Johns Hopkins Aramco
Healthcare, Dhahran, Saudi Arabia
Infectious Diseases Division, Department of Medicine, Indiana University
School of Medicine, Indianapolis, IN, USA
Infectious Diseases Division, Department of Medicine, Johns Hopkins
University School of Medicine, Baltimore, MD, USA
- Ziad A. Memish
Al-Faisal University, Riyadh, Saudi Arabia
King Saud Medical City, Ministry of Health, Riyadh, Saudi Arabia
Hubert Department of Global Health, Rollins School of Public Health, Emory
University, Atlanta, GA, USA
- Fatma A. Amer
Medical Microbiology and Immunology Department, Faculty of Medicine,
Zagazig, Egypt
Chair of Viral Infection Working Group, and Executive Committee Member,
International Society for Antimicrobial Chemotherapy VIWG/ISAC, Egypt
- José Antonio Suárez
Instituto Conmemorativo Gorgas de Estudios de la Salud, Investigator 1 of
the SNI, Senacyt, Panama City, Panama
- Andres F. Henao-Martinez
Division of Infectious Diseases, School of Medicine, University of Colorado
Anschutz Medical Campus, 12700 E. 19th Avenue, Mail Stop B168, Aurora,
CO, 80045, USA
- Carlos Franco-Paredes
Hospital Infantil de México, Federico Gómez, México City, Mexico
Department of Microbiology, Immunology, and Pathology, Colorado State
University, Fort Collins, CO, USA
- Alimuddin Zumla
Division of Infection and Immunity, University College London, London, UK
NIHR Biomedical Research Centre, University College London Hospitals,
London, UK
- Alfonso J. Rodriguez-Morales*
Committee of Tropical Medicine, Zoonoses and Travel Medicine, Asociación
Colombiana de Infectología ACIN, Bogotá, DC, Colombia
Gilbert and Rose-Marie Chagoury School of Medicine, Lebanese American
University, Beirut, Lebanon
Master of Clinical Epidemiology and Biostatistics, Universidad Científica del
Sur, Lima, 4861, Peru
Grupo de Investigación Biomedicina, Faculty of Medicine, Fundación
Universitaria Autónoma de las Américas - Institución Universitaria Visión de
las Américas, 660003, Pereira, Risaralda, Colombia
Editor-in-Chief, Travel Medicine and Infectious Diseases

* Corresponding author. Committee of Tropical Medicine, Zoonoses and Travel Medicine, Asociación Colombiana de Infectología ACIN, Bogotá, DC, Colombia.
E-mail address: arodriguezmo@cientifica.edu.pe (A.J. Rodriguez-Morales).