

Original Paper

Bridging the Digital Divide in Psychological Therapies: Observational Study of Engagement With the SlowMo Mobile App for Paranoia in Psychosis

Amy Hardy^{1,2}, BSc (Hons), DClInPsy, PhD; Thomas Ward^{1,2}, MSci, DClInPsy, PhD; Richard Emsley³, BSc (Hons), PhD, GradStat; Kathryn Greenwood⁴, BSc, DClInPsy; Daniel Freeman⁵, BA(Hons), DClInPsy, PhD; David Fowler⁴, Msc; Elizabeth Kuipers¹, OBE, BSc (Hons), PhD; Paul Bebbington⁶, BChir, MB, MA, MPhil, PhD; Philippa Garety^{1,2}, PhD, CPsychol

¹Department of Psychology, Institute of Psychiatry, Psychology & Neuroscience, King's College London, London, United Kingdom

²South London & Maudsley National Health Services Foundation Trust, London, United Kingdom

³Department of Biostatistics and Health Informatics, Institute of Psychiatry, Psychology & Neuroscience, King's College London, London, United Kingdom

⁴Department of Psychology, University of Sussex, Brighton, United Kingdom

⁵Department of Psychiatry, University of Oxford, Oxford, United Kingdom

⁶Division of Psychiatry, University College London, London, United Kingdom

Corresponding Author:

Amy Hardy, BSc (Hons), DClInPsy, PhD

Department of Psychology

Institute of Psychiatry, Psychology & Neuroscience

King's College London

Henry Wellcome Building

London

United Kingdom

Phone: 44 2078485178

Email: amy.hardy@kcl.ac.uk

Abstract

Background: Marginalized groups are more likely to experience problems with technology-related access, motivation, and skills. This is known as the “digital divide.” Technology-related exclusion is a potential barrier to the equitable implementation of digital health. SlowMo therapy was developed with an inclusive, human-centered design to optimize accessibility and bridge the “digital divide.” SlowMo is an effective, blended digital psychological therapy for paranoia in psychosis.

Objective: This study explores the “digital divide” and engagement in the SlowMo randomized controlled trial.

Methods: Digital literacy was assessed at baseline, and a multidimensional assessment of engagement (ie, adherence [via system analytics and self-report] and self-reported user experience) was conducted at 12 weeks after therapy. Engagement was investigated in relation to demographics (ie, gender, age, ethnicity, and paranoia severity).

Results: Digital literacy data demonstrated that technology use and confidence were lower in Black people and older people (n=168). The engagement findings indicated that 80.7% (96/119) of therapy completers met the a priori analytics adherence criteria. However, analytics adherence did not differ by demographics. High rates of user experience were reported overall (overall score: mean 75%, SD 17.1%; n=82). No differences in user experience were found for ethnicity, age, or paranoia severity, although self-reported app use, enjoyment, and usefulness were higher in women than in men.

Conclusions: This study identified technology-related inequalities related to age and ethnicity, which did not influence engagement with SlowMo, suggesting that the therapy design bridged the “digital divide.” Intervention design may moderate the influence of individual differences on engagement. We recommend the adoption of inclusive, human-centered design to reduce the impact of the “digital divide” on therapy outcomes.

Trial Registration: ISRCTN Registry ISRCTN32448671; <https://www.isrctn.com/ISRCTN32448671>

(*JMIR Hum Factors* 2022;9(2):e29725) doi: [10.2196/29725](https://doi.org/10.2196/29725)

KEYWORDS

paranoia; psychosis; digital health; apps; human-centered design; user experience; adherence; engagement; therapy

Introduction

Digital therapeutics have the potential to overcome barriers to the implementation of evidence-based health care, supported by the rapid growth in technology use. In the United Kingdom, approximately 79% of the population now own an internet-enabled mobile phone [1]. However, there is a well-documented “digital divide” whereby marginalized social, cultural, and demographic groups experience technology-related inequalities through the lack of access, confidence, and skills [2]. Given that engagement with digital therapeutics is a necessary condition for delivering benefit, reducing the impact of technology-related exclusion in minoritized groups is essential for equitable implementation [3,4]. This study therefore explored the “digital divide” and engagement in relation to SlowMo therapy, a blended digital therapy for paranoia in psychosis. SlowMo helps people learn to *slow down for a moment* to find ways of feeling safer. The technology consists of an intuitive web app to augment face-to-face individual cognitive behavioral therapy (CBT) sessions, which is synchronized with a native mobile app for use in daily life. In a recently completed randomized controlled trial (N=362), SlowMo demonstrated improved paranoia, self-concept, and well-being outcomes over 6 months compared with treatment as usual (TAU), with small to moderate effects [5]. This adjunct study investigated whether demographics commonly found to be associated with the “digital divide” were related to engagement in the SlowMo trial.

We propose that mental health is a highly relevant area in researching technology exclusion and health care engagement, as people in contact with mental health services have been found to be disproportionately affected by the “digital divide.” This is particularly marked in psychosis, with Robotham et al [6] reporting that approximately one-fifth of their sample was digitally excluded compared with only 3% of those with depression, although this rate had reduced from 30% in an earlier study [7]. Of note, excluded participants (ie, those with reduced technology access, confidence, and use) were significantly older—a finding that was replicated in a study examining factors associated with uptake of remote therapy in psychosis [8]. In a previous study by Robotham et al [7], Black people also had higher rates of exclusion, although this finding was not replicated in the follow-up study. A recent review found that White people and women with psychosis engage more with digital interventions than men and minoritized ethnic groups [9,10]. Given that the nature of technology use is complex and varies over time, there is a need for further research to investigate the “digital divide” in psychosis, especially as previous studies have tended to rely on small samples or purposive recruitment.

Perski et al [3] proposed an evidence-based framework to account for how the “digital divide” may influence engagement, outlining that engagement is moderated by both the context (population and setting) and intervention (content and delivery). The emerging evidence indicates older, female, White, digitally skilled, and confident people without mental health problems

appear more likely to engage, although further research is needed. The multidimensional assessment of engagement is also recommended, incorporating self-report and objective metrics [3]. This study used both experiential and behavioral assessments of engagement. A review of studies evaluating the usage of digital therapies in mental health found that more frequent and prolonged use was assumed to be desirable [11,12]. However, this assumption risks conflating engagement with adherence and not recognizing that disengagement may reflect the e-attainment of personal goals if skills acquisition has been sufficiently supported. It is therefore suggested that optimal usage should be defined a priori, based on the intervention’s theoretical principles and mechanisms of change.

The identified relationships between engagement, population characteristics, and intervention content and delivery underscore the need for digital interventions to be designed so that the widest range of people are willing and able to use them. Human-centered design is increasingly employed in health care innovation to enhance user experience, thereby promoting engagement [13-17]. SlowMo therapy is an exemplar of an inclusive, human-centered design approach and therefore aims to overcome barriers to implementation across diverse groups [18,19]. Our multidisciplinary team of experts by experience, clinicians, researchers, industrial designers, and software developers integrated best practice principles of design thinking and participatory design to co-design the therapy. A risk inherent in participatory design is that the most willing, able, and vocal users are more likely to be involved, neglecting the needs of minoritized groups. To address this, we purposively sampled people from a wide range of backgrounds (ie, gender, age, ethnicity, cognitive abilities, use of technology, and attitudes to therapy) [20,21]. Adopting design thinking methodology meant we were able to address the problem of digital solutions often being skeuomorphic, replicating analogue versions of therapy artefacts (eg, a pen-and-paper form for monitoring and evaluating thoughts) and therefore failing to address barriers to use [22,23]. Our design research identified the importance of SlowMo therapy being usable, trustworthy, enjoyable, personalized, and normalizing and of it offering flexible interpersonal support [19].

In summary, this study examined digital literacy and engagement in the SlowMo therapy trial sample [5] to investigate if there was evidence of a “digital divide” and if demographics were associated with engagement. The therapy sample was first characterized in relation to their digital literacy at baseline, followed by a description of the SlowMo mobile app adherence based on self-report and system analytics data, and user experience evaluated using a self-report questionnaire. Associations between demographic factors, digital literacy, and engagement were also investigated. The research questions were as follows:

1. What is the digital literacy of the therapy sample and is this associated with demographic factors (ie, gender, age,

- ethnicity, and paranoia severity), suggesting a “digital divide”?
- Does the SlowMo mobile app demonstrate acceptable rates of self-reported and system analytics adherence, and is adherence associated with demographic factors (ie, age, gender, ethnicity, and paranoia severity)?
 - What are the self-reported rates of usefulness, enjoyment, and usability for the SlowMo mobile app, and is user experience associated with demographic factors (ie, age, gender, ethnicity, and paranoia severity)?

Methods

Design

This was a planned adjunct study to the SlowMo trial, a parallel-group randomized controlled trial that tested the efficacy of SlowMo therapy in reducing paranoia severity when added to TAU, compared with TAU, with 1:1 allocation and blinded assessors. Recruitment was from community mental health services with identical procedures across 3 main sites in England: South London and Maudsley National Health Service (NHS) Foundation Trust, Sussex Partnership NHS Foundation Trust, and Oxford Health NHS Foundation Trust. Additional patient identification centers, NHS trusts near each of the 3 main recruitment sites, were also used.

Ethics Approval

The trial received a favorable ethical opinion (Camberwell St. Giles Research Ethics Committee: 16/LO/1862; IRAS: 206680).

Participants

Inclusion criteria were an age of ≥ 18 years; persistent (≥ 3 months) distressing paranoia (assessed using the Schedules for Clinical Assessment in Neuropsychiatry [24]); a score of > 29 on the Green Paranoid Thoughts Scale (GPTS), part B, persecutory subscale [25]; a diagnosis of schizophrenia-spectrum psychosis (F20-29, ICD-1025); capacity to provide informed consent; or a sufficient grasp of English to participate in trial processes. Exclusion criteria were profound visual or hearing impairment; the inability to engage in assessments; currently in receipt of psychological therapy for paranoia; or a primary diagnosis of substance abuse disorder, personality disorder, organic syndrome, or learning disability. All participants gave written informed consent. The primary outcome was self-reported paranoia severity measured by the GPTS over 24 weeks. From May 1, 2017, until May 14, 2019, we assessed 604 people for eligibility and, of these, recruited 362 participants: 181 were allocated to the SlowMo group, and 181 were allocated to the control group. Of the 181 participants in the SlowMo group, 168 (92.8%) engaged with at least 1 SlowMo therapy session, and 145 (145/181, 80.1%) completed all 8 sessions. The sample attending at least 1 session ($n=168$) were predominantly male (122/168, 72.6%), with a mean age of 42.77 (SD 11.99) years, and were mainly White British (111/168, 66.1%; Black African: 13/168, 7.7%; Black Other: 13/168, 7.7%; Black Caribbean: 8/168, 4.8%; Asian: 6/168, 3.6%; mixed heritage not specified: 6/168, 3.6%; Arab: 5/168, 3.0%; Chinese: 4/168, 2.4%; Hispanic: 2/168, 1.2%). A schizophrenia diagnosis was most common (105/168, 62.5%; schizoaffective disorder:

23/168, 13.7%; other schizophrenia-spectrum diagnoses: 40/168, 23.8%).

Digital literacy was assessed at the beginning of therapy, with 91.1% (153/168) of participants providing data. System analytics adherence data incurred some data loss at the beginning of the trial due to a bug in the code. Once rectified, analytics data were stored when the participant had the version of the mobile app with the analytics code installed; for individuals in therapy when the analytics issue was resolved, the app could be updated to this version at any stage of therapy. Participants were defined as having missing analytics (28/168, 16.7%) when there were insufficient data points to determine mobile app adherence according to our a priori criteria of at least 1 home screen view for at least three sessions. Analytics adherence data were available for 83.3% (140/168) of those attending at least 1 session. Self-reported adherence and user experience surveys (UESs) were assessed at the end of therapy, so data were only available for participants who completed every therapy session. Further, this assessment was not offered to the first 45 therapy cases, and a further 3 participants were not eligible to complete the UES, as they declined any engagement with the SlowMo mobile app. User experience data were obtained for 83 participants (83/168, 49% of therapy attenders; 83/97, 85% completion rate once UES collection commenced).

Intervention Structure, Content, and Technology

SlowMo consisted of 8 individual, face-to-face sessions, each module addressing a specific topic, typically lasting 60 minutes to 90 minutes, within a 12-week time frame. The intervention followed a clinical trial manual that was consistent across the trial. The software includes an intuitive web app to augment face-to-face individual therapy sessions, which is synchronized with a native mobile app for use in daily life. Therapy sessions were delivered at locations of the participants' choosing, including clinic settings or at home, and behavioral work was carried out in the participants' locality. Therapy was delivered by 11 trained doctoral-level psychologists (10 clinical and 1 counseling) experienced in CBT for psychosis, with weekly group supervision, using recorded sessions.

The SlowMo web app is delivered via a touch screen laptop with interactive features including information, animated vignettes, games, and personalized content. In sessions, people learn that fast thinking is part of human nature. However, fast thinking can fuel worries, and thinking slowly is helpful in dealing with fears about other people. This key principle frames the sessions in which people are supported to try out ways to slow down (eg, by considering the impact of mood and past experiences and looking for safer alternative explanations). SlowMo therapy is presented as a journey that supports people to notice the large, fast spinning, and grey worry bubbles that fuel distress and make use of slow spinning and colored bubbles to shrink fears and feel safer. The use of personalization, ambient information, and particularly the use of visual rather than verbal metaphors targeted a step change in therapy delivery by enhancing appeal and reducing cognitive demands.

The SlowMo native mobile app was installed on a standard Android smartphone provided to participants. It assists people to notice their fears and thinking habits as they occur in daily

life and to access SlowMo strategies or personalized safer alternative thought bubbles. It consisted of a redesigned CBT thought record for managing paranoia, which is a commonly used tool for identifying and modifying distressing cognitions. Thought records are often digitally reproduced with the same interface as in paper versions, usually text prompts and response boxes presented as a form. These skeuomorphic designs do not address obstacles to the use of thought records, such as being cognitively demanding and having an unappealing, impractical interface. The mobile app interface therefore attempted to overcome the limitations of paper and skeuomorphic digital thought records. This incorporated an attractive visual representation of thoughts and their attributes (eg, conviction, distress, and thinking style); simple touch screen interactions to support monitoring and modifying thoughts; easy access to previously identified helpful suggestions and thoughts; positive reinforcement for engaging in slowing down; and a flexible interface that afforded several ways of slowing down fast thinking, depending on a person's needs and preferences (eg, quick access to safer thoughts on the home screen or sequentially slowing down a thought over multiple screens). Concerns about privacy were addressed by developing a native app with opt-in data transfer. The mobile app also relied on user-initiated interaction and optional push notifications to accommodate those who might find notifications intrusive [26,27].

Research Question 1: Digital Divide—Digital Literacy

This was assessed in relation to (1) the self-reported ownership of smartphones or access to a computer, (2) the frequency of use of smartphones (excluding phone calls) and computers, and (3) confidence in using smartphones and computers. The frequency of use and confidence were assessed on scales from 0 to 100, with the anchors of “never” to “all the time” and “not at all” to “totally,” respectively.

Research Question 2: Engagement—System Analytics and Self-reported Adherence

System analytics adherence was operationalized as at least 1 out-of-session interaction for a minimum of 3 out of 7 possible therapy sessions (session 8 data could not be included, as mobile app data syncing did not occur following the end of therapy). The adherence criterion was based on the assumption that engagement with the mobile app would be indicative of its usefulness, usability, and appeal, with app use also potentially reducing as the skill of slowing down is internalized, reflecting e-attainment [11,28]. Home screen views were selected as the target interaction, given the multiple routes to slowing down can be accessed via the home screen. Self-reported adherence was assessed by asking participants how much they were using the mobile app and if they intended to use it in the future (rated from “0 – never” to “100 – all the time”).

Research Question 3: Engagement—UES

A 12-item self-report measure of user experience with the mobile app was developed (see [Multimedia Appendix 1](#)), adapted from a 26-item self-report measure employed by [10]. The UES consisted of 4 items assessing usefulness, 4 items assessing usability, and 4 items assessing enjoyment. Each item was rated on a scale from 0 to 100, with anchors of “totally

disagree” to “totally agree.” Items were summed (with 4 items reverse scored; range from 0 to 400 for each category), and a percentage score was calculated.

Statistical Analysis

Summary statistics were calculated for all variables for the SlowMo therapy arm and split by site. The analysis investigated the associations between demographics and digital literacy (to evaluate the “digital divide,” research question 1) and demographics and engagement (assessed by behavioral [adherence] and experiential [self-reported user experience] metrics, research questions 2 and 3). Independent group *t* tests (gender and GPTS paranoia severity) or one-way ANOVAs (ethnicity and age) were performed for the continuous dependent variables of digital literacy, self-reported app adherence, and the UES, and chi-square tests were performed for smartphone ownership, computer access, and system analytics app adherence (rated adherent or nonadherent). Independent group *t* tests were also conducted to examine the association between system analytics adherence and pretherapy smartphone literacy. Categories for the participant demographics were gender (male, female), age (<35, 35-50, and ≥50 years), ethnicity (White ethnicity, Black ethnicity, and other minoritized ethnic groups), and paranoia severity (low and high, dichotomized by a median split of <61 and ≥62 on the GPTS).

Results

Research Question 1: Digital Literacy and the Digital Divide

The SlowMo therapy group's rates of smartphone ownership, computer access, technology use, and digital confidence are displayed in [Table 1](#), by site and overall. This indicates that just over three-quarters of the sample owned a smartphone, which was consistent across all sites. The pattern of results suggests that computer and smartphone access, frequency of use, and confidence were generally lower in the inner-city site (London) compared with the other 2 sites, which were more rural (Oxford and Sussex). The impact of gender, age, ethnicity, and paranoia severity on smartphone and computer ownership, use, and confidence are shown in [Figures 1](#) and [2](#), respectively, with inferential statistics presented in [Table S1](#) in [Multimedia Appendix 2](#). Ownership is a binary outcome and is represented using bar charts. Use and confidence are continuous variables and shown with violin plots, as these indicate the data distribution. In support of previous findings indicating a “digital divide” in relation to age, there were significant age differences in smartphone literacy, with older people being less likely to report ownership and confidence in using them. Older people were also significantly less confident in using computers, with a comparable, nonsignificant pattern for frequency of phone and computer use. Similarly, in line with research identifying digital exclusion in relation to ethnicity, Black people reported significantly less computer access and smartphone and computer confidence compared with the White and other minoritized ethnic groups. However, paranoia severity did not have a significant impact on digital literacy, albeit the high paranoia group skewed toward lower ratings for all variables apart from smartphone confidence. Women were less confident in using

computers, and although not reaching significance, computer use and smartphone confidence were also relatively lower for women compared with men.

Table 1. Smartphone and computer access, use, and confidence in the SlowMo therapy group (n=168).

Variable	Location			Total
	Sussex (n=57)	Oxford (n=48)	London (n=63)	
Smartphone ownership reported ^a , n (%)	44 (77.2)	30 (76.9)	48 (77.4)	122 (77.2)
Computer access reported ^b , n (%)	42 (77.8)	26 (66.7)	34 (56.7)	102 (66.7)
Smartphone use, mean (SD)	63 (37)	61 (38)	57 (35)	60 (36)
Smartphone confidence, mean (SD)	65 (32)	62 (31)	55 (36)	60 (33)
Computer use, mean (SD)	51 (38)	46 (34)	43 (33)	47 (35)
Computer confidence, mean (SD)	63 (32)	57 (26)	50 (32)	56 (31)

^an=158, 93% completion.

^bn=153, 91% completion.

Figure 1. Smartphone and computer ownership by gender, age, ethnicity, and paranoia severity in people attending at least 1 therapy session (n=168). GPTS: Green Paranoid Thoughts Scale; NS: nonsignificant.

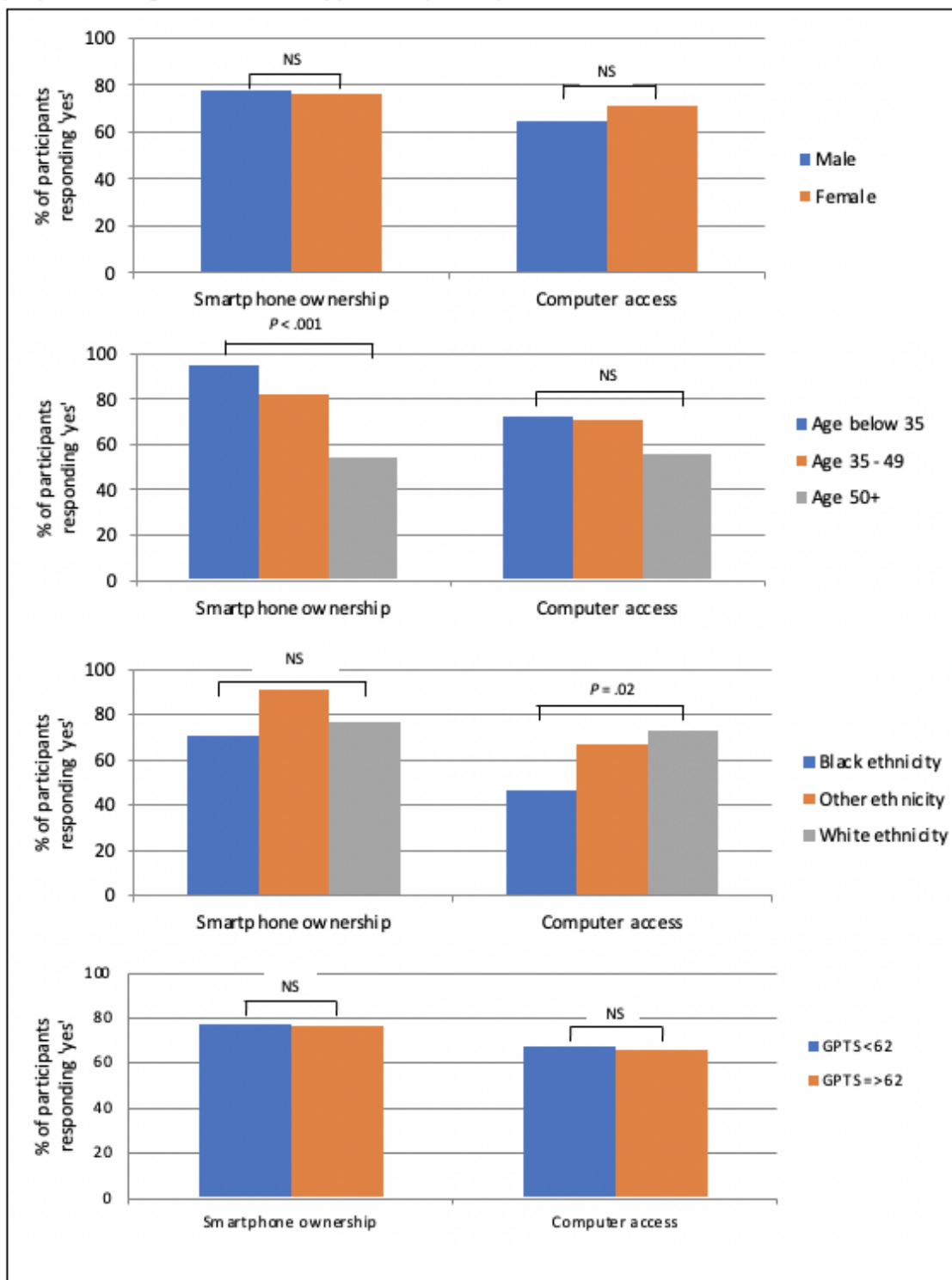
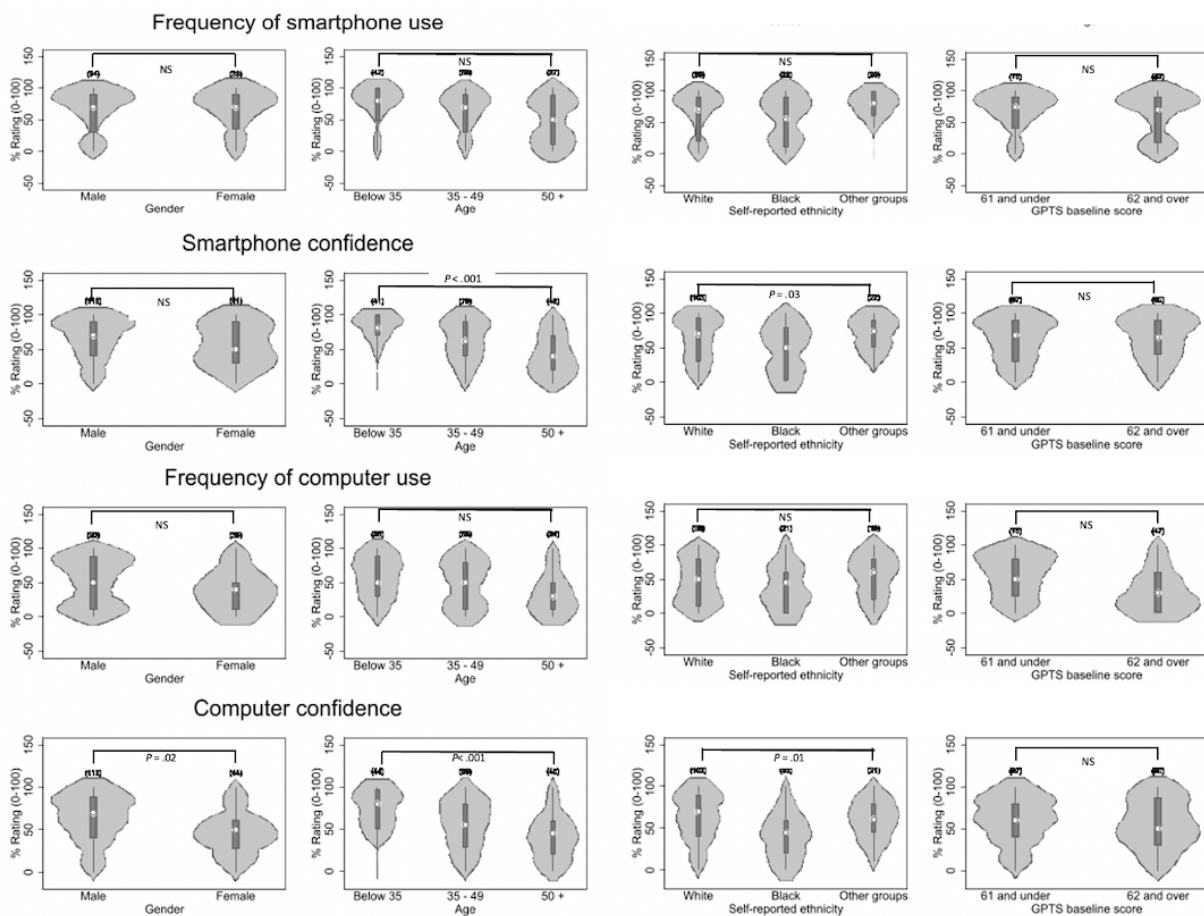


Figure 2. Frequency of smartphone use, smartphone confidence, frequency of computer use, and computer confidence by gender, age, ethnicity, and paranoia severity in people attending at least 1 therapy session (n=168). GPTS: Green Paranoid Thoughts Scale; NS: nonsignificant.



Research Question 2: Engagement—Self-reported and System Analytics Adherence to the SlowMo Mobile App

Self-reported current and intended future use of the mobile app are reported in Table S2 in [Multimedia Appendix 2](#). The data indicate that rates of current use varied from “never” to “all of the time,” with participants on average reporting using the app just under half of the time (mean 44.77, SD 25.69). All participants reported at least some intention to use the app again in the future, and average frequency of intended use was also higher than current use, at just over half of the time (mean 62.19, SD 23.00). Self-reported adherence was compared by participant characteristics of age, gender, ethnicity, and paranoia severity, as shown in [Figure 3](#) and Table S3 in [Multimedia Appendix 2](#). Women reported significantly more current and future intended use of the app than men. There were no significant differences

in current and intended use for age, ethnicity, or paranoia severity.

For system analytics adherence, 65.4% (100/153) of participants in the therapy group met the mobile app criterion. This increased to 71.4% (100/140) for participants who attended at least 1 session (and were therefore provided with a mobile phone with the mobile app installed). In the subgroup who attended all 8 sessions, this increased further to 80.7% (96/119), suggesting a high rate of adherence. One-fifth of participants (26/119, 21.8%) used the mobile app outside of every recorded session. System analytics adherence was compared for demographic factors and pretherapy smartphone use and confidence, as shown in [Table 2](#). There were no significant differences in analytics adherence to the mobile app for age, gender, ethnicity, or paranoia severity. However, adherence in people who attended all 8 sessions was associated with using smartphones more frequently and being more confident in their use prior to therapy.

Figure 3. Self-reported current frequency of app use and self-reported future frequency of app use as measures of adherence for participants who completed SlowMo therapy and a user experience assessment (n=82). GPTS: Green Paranoid Thoughts Scale; NS: nonsignificant.

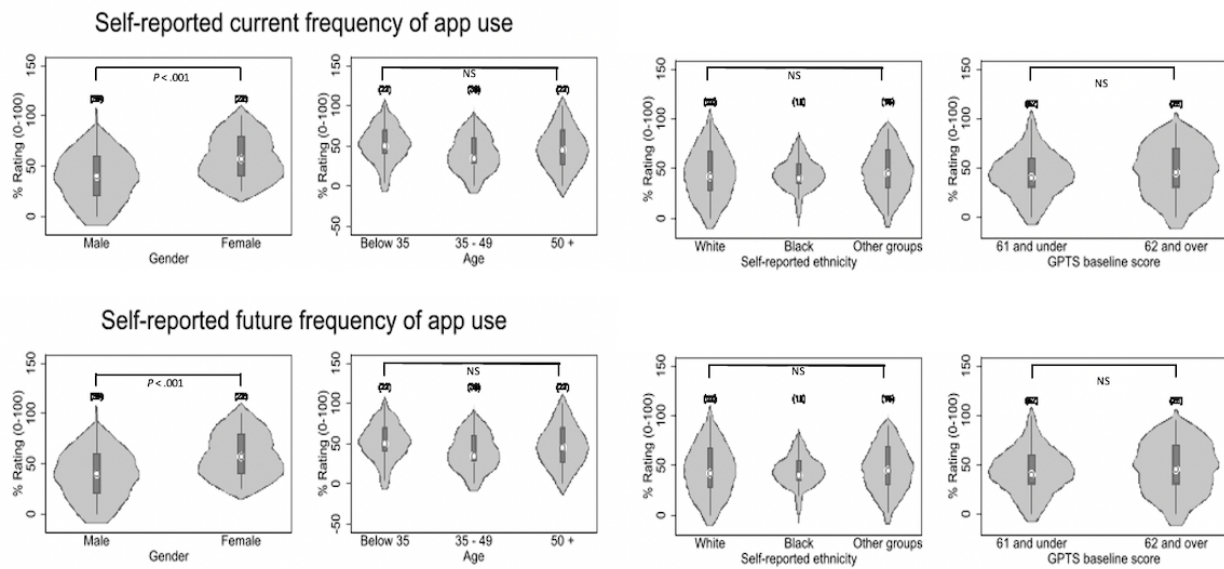


Table 2. System analytics of adherence to the mobile app compared by age, gender, ethnicity, paranoia severity, and smartphone digital literacy (n=140).

Participant variable	Attended at least 1 session			Attended all 8 sessions		
	Test value	P value	MD ^a CI	Test value	P value	MD CI
Age	$\chi^2_2=4.65$.10	N/A ^b	$\chi^2_2=2.32$.31	N/A
Gender	$\chi^2_1=1.01$.32	N/A	$\chi^2_1=0.65$.42	N/A
Ethnicity	$\chi^2_2=0.19$.55	N/A	$\chi^2_2=0.96$.86	N/A
Paranoia severity	$\chi^2_1=0.37$.54	N/A	$\chi^2_1=0.01$.95	N/A
Smartphone use—frequency	$t_{101}=-1.17$.24	-27.49 to 7.07	$t_{90}=-2.48$.02	-46.33 to -5.13
Smartphone use—confidence	$t_{124}=-1.58$.12	-23.19 to 2.55	$t_{108}=-2.17$.03	-32.16 to -1.45

^aMD: mean difference.

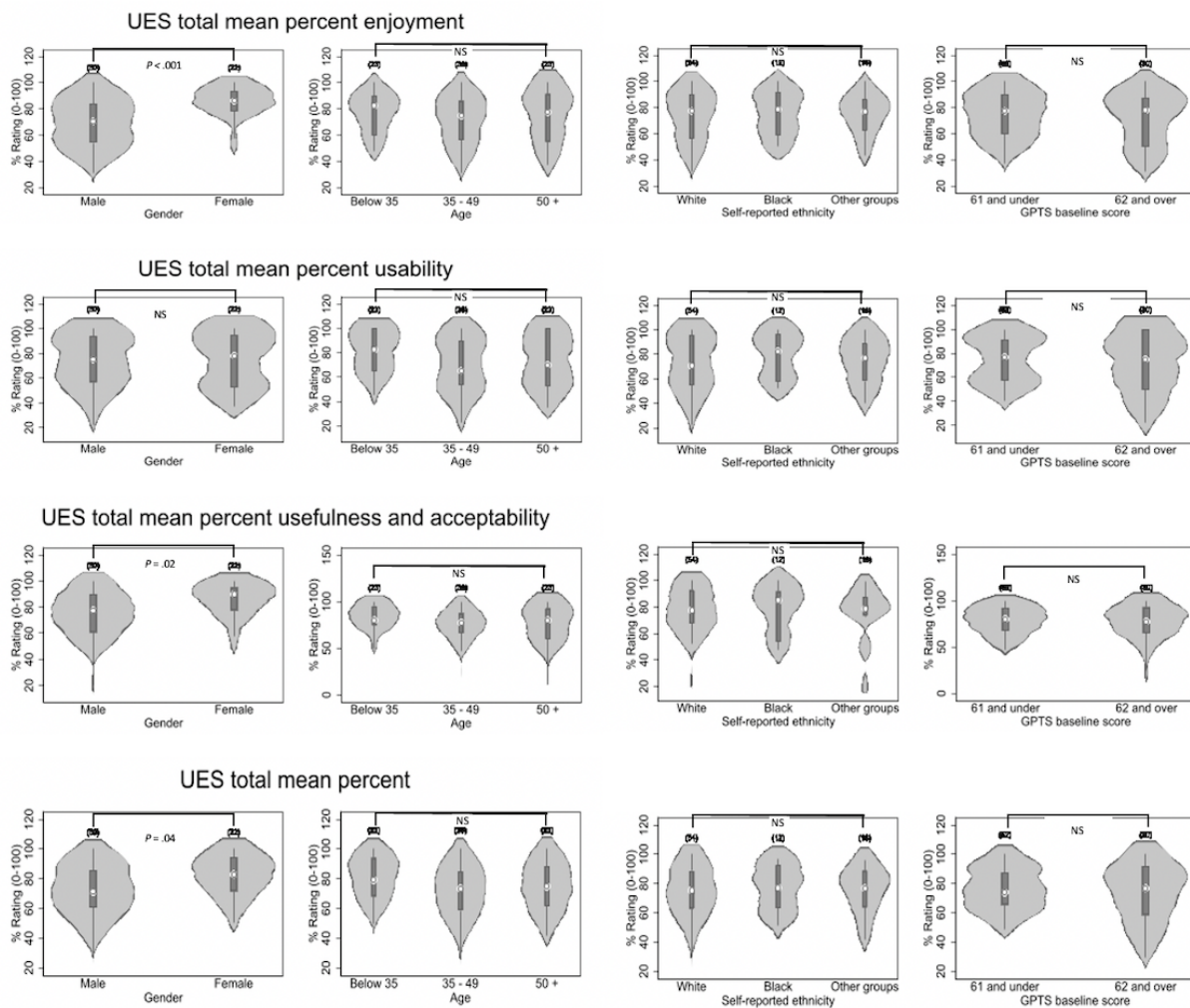
^bN/A: not applicable.

Research Question 3: Engagement—UES for the SlowMo Mobile App

The UES findings for each subscale and the total score are presented in Table S4 in Multimedia Appendix 2. UES ratings were comparable across all subscales, with the majority of people providing positive ratings for enjoyment, usability, and usefulness (overall score: mean 75%, SD 17.06%). However, there was a large range of scores, suggesting that the mobile app was positively received by most, but not all, participants.

The UES ratings were compared by demographics (see Figure 4 and Table S5 in Multimedia Appendix 2). There were significant differences for gender, with women reporting higher rates of enjoyment and usefulness, although rates of usability were similar for men and women. Significant differences in digital literacy prior to therapy did not appear to generalize to self-reported user experience, as there were no significant differences for age and ethnicity. There were also no differences in UES ratings in relation to paranoia severity.

Figure 4. Mean scores on the user experience survey (UES) subscales of enjoyment, usability, usefulness, and acceptability as well as total scores by gender, age, ethnicity, and paranoia severity in participants who completed SlowMo therapy and a user experience assessment (n=82). GPTS: Green Paranoid Thoughts Scale; NS: nonsignificant.



Discussion

Principal Findings

In this study, the presence of the “digital divide” was replicated in relation to age and ethnicity, with older people and Black people reporting reduced phone or computer access and less confidence in using both types of technology. This is consistent with previous studies of psychosis [6] and the general population [2], indicating higher rates of digital exclusion in relation to age and ethnicity. Women were also found to be less confident in using computers compared with men. Previous evidence is equivocal in relation to gender, with indications of female exclusion in the general population and an absence of gender effects or male exclusion being more common in mental health samples [2,29]. Although we did not find an association between paranoia severity and digital literacy, in contrast to previous findings indicating higher rates of exclusion in mental illness, this may be due to sample characteristics, as a schizophrenia-spectrum diagnosis was an inclusion criterion for the SlowMo trial. Alongside the between-group effects, it is notable that the digital literacy variables often had multimodal distributions, suggesting marked variability in technological

competencies. This underscores the need for an individual assessment of digital literacy, regardless of a person’s demographic background, to identify needs and support engagement.

The results further indicated high rates of engagement, with the SlowMo therapy mobile app based on a multimodal assessment incorporating behavioral and experiential measures. The a priori criterion for mobile app adherence was met by 81% of participants who completed all 8 sessions. This is of note, given that prompts were not provided as mandatory nor was use incentivized as part of the trial design, in contrast to other research investigating mobile apps for psychosis [30-32]. We have also previously reported high rates of engagement with therapy sessions (80%) and the SlowMo web app session content (95%) [5,33]. Killikelly et al [34] reviewed adherence in 20 studies of digital therapeutics for psychosis and found that adherence ranged from 28% to 100%, with a mean of 83%, suggesting that adherence to the SlowMo mobile app and web app was consistent with previous research. This is notable, as our sample (n=140) was markedly larger than the included studies (70% sampled, n<40, range=9-104). Further, the experiential assessment of engagement strengthened the

conclusions from the behavioral measurement, as the self-report user experience ratings suggest that most people perceived the mobile app as easy to use, enjoyable, and useful.

Importantly, age, ethnicity, and paranoia severity were not associated with any behavioral or experiential engagement measures, in line with our previous findings that these variables also did not moderate therapy outcomes [5]. This suggests that the SlowMo therapy design was effective at bridging the “digital divide,” as demographic differences in digital literacy at baseline did not generalize to differences in engagement during therapy. Unsurprisingly, people who reported being more confident, frequent users of smartphones prior to starting therapy were more likely to be adherent to the mobile app. As mentioned previously, this insight reinforces the importance of digital literacy assessments so that individualized technical support can be provided as needed. We also found that women were significantly more likely than men to report current and future adherence to the mobile app and higher rates of usefulness and enjoyment, although usability ratings and adherence assessed by analytics were comparable. This is consistent with previous findings that women in the general population and those with psychosis are more likely to engage in digital therapeutics than men [35,36]. We tentatively suggest that a key obstacle to men’s engagement with the mobile app may have been due to the home screen displaying users’ worries, which is inconsistent with design research insights that, on average, men prefer solution-orientated approaches [36]. Accordingly, we plan to modify the interface to focus primarily on safer thoughts and strategies, with additional interactions required to access upsetting thoughts, and will test if this does optimize the user experience for a diverse range of men as intended.

Overall, the study results suggest that the SlowMo therapy design did enhance the user experience as intended for a diverse range of people and therefore shows promise in overcoming well-documented challenges to engagement. Our previous inclusive, human-centered design research highlighted the need for psychosis digital therapeutics to be usable, trustworthy, enjoyable, personalized, and normalizing and to offer flexible interpersonal support [19]. This shaped the SlowMo therapy design, such as the use of personalized bubbles as a simple visual metaphor to represent thoughts and coding a native app to support privacy. We therefore recommend adopting an inclusive, human-centered design approach in the development of digital therapeutics. This includes applying design thinking methodology and critically, ensuring purposive sampling from a wide range of people, to support co-design that is representative of the target population.

The findings are also in line with the framework by Perski et al [3] for factors influencing engagement with digital therapeutics, which, as mentioned previously, demonstrates how an individual’s sociocultural context may influence digital therapeutic engagement. In support of this framework, we found demographic differences in digital literacy, which appeared to be attenuated by the SlowMo therapy design, as these differences did not generalize to behavioral or experiential engagement. Consistent with findings of lower digital literacy in women [2,29], we found men were more confident in using technology at baseline. Conversely, women reported more use

and satisfaction with the mobile app, in line with findings indicating that women engage better with health apps [35]. Our findings build on the framework by Perski et al [3] by highlighting how therapeutic design interacts with population characteristics to determine engagement, although this hypothesis requires more rigorous research with experimental manipulation of intervention designs in different demographic groups. A limitation of the work is that at least some mobile app analytics were lost for 28 people in the therapy sample due to a bug in the code, although we do not consider that these analytics data likely differed from the rest of the sample. Future work will allow us to validate our findings with larger samples.

Clinical Implications

Digital therapeutics need value propositions of delivering clinically meaningful outcomes for a wide range of people, given that most health technologies fail to be adopted, scaled up, spread, and sustained, even where they are efficacious in randomized controlled trials [37]. The tailoring of the SlowMo design to its specific target problem, a range of intended users, and the delivery context, as evidenced by the bridging of the “digital divide,” supports initial adoption. We are currently refining an implementation strategy for SlowMo, incorporating the learnings from this study. Given the impact of SlowMo on a range of outcomes including well-being, we plan to build on this by incorporating other therapeutic targets and techniques, using principles of agile science and responsive technology [38,39]. This study suggests that inclusive, human-centered design should be incorporated in the design of digital therapeutics, to increase the likelihood they are fit for purpose “in the wild.”

Conclusion

In conclusion, the findings suggest that the SlowMo therapy trial sample experienced a “digital divide” with a lack of technology access, confidence, or use associated with age, ethnicity, and gender that was consistent with previous research indicating digital exclusion in those who are older, are female, or are from a minoritized ethnic group [2,3]. Experiential and behavioral measures of engagement however found that these differences did not generalize to the user experience of the SlowMo mobile app for age and ethnicity. Self-reported user experience was higher in women, consistent with findings of women engaging more with health apps [35]. The study validates our previous design research [19], as it suggests the SlowMo design optimized the user experience of the intervention as intended and resulted in high rates of adherence for a diverse range of people. This study is in line with a recent co-produced call for digital therapeutic research to focus on how we can enhance existing interventions, the impact of psychosis on engagement, and whether digital therapies can improve reach and access for minoritized groups [40]. Together with the clinical efficacy and moderation results from the SlowMo trial, the findings support the further development of SlowMo therapy and testing in routine services. Our approach underscores the need to focus on user experience as a means of optimizing effectiveness when developing therapeutics, and we strongly advocate the adoption of this strategy to improve outcomes in mental health care.

Acknowledgments

This project was funded by grant 15/48/21 from the Efficacy and Mechanism Evaluation Programme, a Medical Research Council and National Institute for Health Research (NIHR) partnership (authors: RE, KG, DF, DF, EK, PB, and AH), in part by the NIHR Biomedical Research Centre at South London and Maudsley National Health Service Foundation Trust and King's College London (PG and RE); by research professorship NIHR300051 from the NIHR (RE); by research professorship NIHR-RP-2014-05-003 from the NIHR (DF); by grant BRC-1215-20005 from the NIHR Oxford Health Biomedical Research Centre (DF); and by the NIHR Kent, Surrey and Sussex NIHR Applied Research Collaboration (DF).

Conflicts of Interest

DF reported receiving personal fees from Oxford VR outside the submitted work. No other disclosures were reported.

Multimedia Appendix 1

User experience survey (UES).

[\[DOCX File , 15 KB-Multimedia Appendix 1\]](#)

Multimedia Appendix 2

Supplementary tables.

[\[DOCX File , 26 KB-Multimedia Appendix 2\]](#)

References

1. Blank G, Dutton WH, Lefkowitz J. OxIS 2019: The rise of mobile internet use in Britain. SSRN 2019:1-17 [[FREE Full text](#)] [doi: [10.2139/ssrn.3538301](https://doi.org/10.2139/ssrn.3538301)]
2. UK Consumer Digital Index 2020. Lloyds Bank. URL: https://www.lloydsbank.com/assets/media/pdfs/banking_with_us/whats-happening/211109-lloyds-consumer-digital-index-2020-eds.pdf [accessed 2022-05-24]
3. Perski O, Blandford A, West R, Michie S. Conceptualising engagement with digital behaviour change interventions: a systematic review using principles from critical interpretive synthesis. *Transl Behav Med* 2017 Jun;7(2):254-267 [[FREE Full text](#)] [doi: [10.1007/s13142-016-0453-1](https://doi.org/10.1007/s13142-016-0453-1)] [Medline: [27966189](https://pubmed.ncbi.nlm.nih.gov/27966189/)]
4. Philippi P, Baumeister H, Apolinário-Hagen J, Ebert DD, Hennemann S, Kott L, et al. Acceptance towards digital health interventions - Model validation and further development of the Unified Theory of Acceptance and Use of Technology. *Internet Interv* 2021 Dec;26:100459 [[FREE Full text](#)] [doi: [10.1016/j.invent.2021.100459](https://doi.org/10.1016/j.invent.2021.100459)] [Medline: [34603973](https://pubmed.ncbi.nlm.nih.gov/34603973/)]
5. Garety P, Ward T, Emsley R, Greenwood K, Freeman D, Fowler D, et al. Effects of SlowMo, a blended digital therapy targeting reasoning, on paranoia among people with psychosis: A randomized clinical trial. *JAMA Psychiatry* 2021 Jul 01;78(7):714-725 [[FREE Full text](#)] [doi: [10.1001/jamapsychiatry.2021.0326](https://doi.org/10.1001/jamapsychiatry.2021.0326)] [Medline: [33825827](https://pubmed.ncbi.nlm.nih.gov/33825827/)]
6. Robotham D, Satkunanathan S, Doughty L, Wykes T. Do we still have a digital divide in mental health? A five-year survey follow-up. *J Med Internet Res* 2016 Nov 22;18(11):e309 [[FREE Full text](#)] [doi: [10.2196/jmir.6511](https://doi.org/10.2196/jmir.6511)] [Medline: [27876684](https://pubmed.ncbi.nlm.nih.gov/27876684/)]
7. Ennis L, Robotham D, Denis M, Pandit N, Newton D, Rose D, et al. Collaborative development of an electronic Personal Health Record for people with severe and enduring mental health problems. *BMC Psychiatry* 2014 Nov 18;14(1):305 [[FREE Full text](#)] [doi: [10.1186/s12888-014-0305-9](https://doi.org/10.1186/s12888-014-0305-9)] [Medline: [25403285](https://pubmed.ncbi.nlm.nih.gov/25403285/)]
8. Watson A, Mellotte H, Hardy A, Peters E, Keen N, Kane F. The digital divide: factors impacting on uptake of remote therapy in a South London psychological therapy service for people with psychosis. *J Ment Health* 2021 Jul 28:1-8. [doi: [10.1080/09638237.2021.1952955](https://doi.org/10.1080/09638237.2021.1952955)] [Medline: [34319202](https://pubmed.ncbi.nlm.nih.gov/34319202/)]
9. Aref-Adib G, McCloud T, Ross J, O'Hanlon P, Appleton V, Rowe S, et al. Factors affecting implementation of digital health interventions for people with psychosis or bipolar disorder, and their family and friends: a systematic review. *Lancet Psychiatry* 2019 Mar;6(3):257-266. [doi: [10.1016/S2215-0366\(18\)30302-X](https://doi.org/10.1016/S2215-0366(18)30302-X)] [Medline: [30522979](https://pubmed.ncbi.nlm.nih.gov/30522979/)]
10. Ben-Zeev D, Brenner CJ, Begale M, Duffecy J, Mohr DC, Mueser KT. Feasibility, acceptability, and preliminary efficacy of a smartphone intervention for schizophrenia. *Schizophr Bull* 2014 Nov;40(6):1244-1253 [[FREE Full text](#)] [doi: [10.1093/schbul/sbu033](https://doi.org/10.1093/schbul/sbu033)] [Medline: [24609454](https://pubmed.ncbi.nlm.nih.gov/24609454/)]
11. Sanatkar S, Baldwin PA, Huckvale K, Clarke J, Christensen H, Harvey S, et al. Using cluster analysis to explore engagement and e-attainment as emergent behavior in electronic mental health. *J Med Internet Res* 2019 Nov 28;21(11):e14728 [[FREE Full text](#)] [doi: [10.2196/14728](https://doi.org/10.2196/14728)] [Medline: [31778115](https://pubmed.ncbi.nlm.nih.gov/31778115/)]
12. Sieverink F, Kelders SM, van Gemert-Pijnen JE. Clarifying the concept of adherence to eHealth technology: Systematic review on when usage becomes adherence. *J Med Internet Res* 2017 Dec 06;19(12):e402 [[FREE Full text](#)] [doi: [10.2196/jmir.8578](https://doi.org/10.2196/jmir.8578)] [Medline: [29212630](https://pubmed.ncbi.nlm.nih.gov/29212630/)]
13. Dorst K. Design beyond design. *She Ji: The Journal of Design, Economics, and Innovation* 2019 Jan;5(2):117-127 [[FREE Full text](#)] [doi: [10.1016/j.sheji.2019.05.001](https://doi.org/10.1016/j.sheji.2019.05.001)]
14. Dorst K. *Frame Innovation: Create new thinking by design*. Cambridge, MA: The MIT Press; 2015.

15. Graham A, Lattie EG, Mohr DC. Experimental therapeutics for digital mental health. *JAMA Psychiatry* 2019 Dec 01;76(12):1223-1224 [FREE Full text] [doi: [10.1001/jamapsychiatry.2019.2075](https://doi.org/10.1001/jamapsychiatry.2019.2075)] [Medline: [31433448](https://pubmed.ncbi.nlm.nih.gov/31433448/)]
16. Mohr D, Riper H, Schueller SM. A solution-focused research approach to achieve an implementable revolution in digital mental health. *JAMA Psychiatry* 2018 Feb 01;75(2):113-114 [FREE Full text] [doi: [10.1001/jamapsychiatry.2017.3838](https://doi.org/10.1001/jamapsychiatry.2017.3838)] [Medline: [29238805](https://pubmed.ncbi.nlm.nih.gov/29238805/)]
17. Norman D. *The Design of Everyday Things*. New York, NY: Basic Books; 2013.
18. John Clarkson P, Coleman R. History of inclusive design in the UK. *Appl Ergon* 2015 Jan;46 Pt B:235-247 [FREE Full text] [doi: [10.1016/j.apergo.2013.03.002](https://doi.org/10.1016/j.apergo.2013.03.002)] [Medline: [23570838](https://pubmed.ncbi.nlm.nih.gov/23570838/)]
19. Hardy A, Wojdecka A, West J, Matthews E, Golby C, Ward T, et al. How inclusive, user-centered design research can improve psychological therapies for psychosis: Development of SlowMo. *JMIR Ment Health* 2018 Dec 05;5(4):e11222 [FREE Full text] [doi: [10.2196/11222](https://doi.org/10.2196/11222)] [Medline: [30518514](https://pubmed.ncbi.nlm.nih.gov/30518514/)]
20. de Beurs D, van Bruinessen I, Noordman J, Friele R, van Dulmen S. Active involvement of end users when developing web-based mental health interventions. *Front Psychiatry* 2017;8:72 [FREE Full text] [doi: [10.3389/fpsy.2017.00072](https://doi.org/10.3389/fpsy.2017.00072)] [Medline: [28515699](https://pubmed.ncbi.nlm.nih.gov/28515699/)]
21. Orłowski S, Matthews B, Bidargaddi N, Jones G, Lawn S, Venning A, et al. Mental health technologies: Designing with consumers. *JMIR Hum Factors* 2016 Jan 28;3(1):e4 [FREE Full text] [doi: [10.2196/humanfactors.4336](https://doi.org/10.2196/humanfactors.4336)] [Medline: [27026210](https://pubmed.ncbi.nlm.nih.gov/27026210/)]
22. Eleven lessons: managing design in eleven global brands. Design Council. 2007. URL: https://www.designcouncil.org.uk/fileadmin/uploads/dc/Documents/ElevenLessons_Design_Council%2520%25282%2529.pdf [accessed 2022-05-24]
23. Schueller S, Muñoz RF, Mohr DC. Realizing the potential of behavioral intervention technologies. *Curr Dir Psychol Sci* 2013 Dec 03;22(6):478-483 [FREE Full text] [doi: [10.1177/0963721413495872](https://doi.org/10.1177/0963721413495872)]
24. Schedules for clinical assessment in neuropsychiatry. World Health Organization. 1994. URL: <https://apps.who.int/iris/handle/10665/40356> [accessed 2022-05-24]
25. Green CEL, Freeman D, Kuipers E, Bebbington P, Fowler D, Dunn G, et al. Measuring ideas of persecution and social reference: the Green et al. Paranoid Thought Scales (GPTS). *Psychol Med* 2008 Jan;38(1):101-111. [doi: [10.1017/S0033291707001638](https://doi.org/10.1017/S0033291707001638)] [Medline: [17903336](https://pubmed.ncbi.nlm.nih.gov/17903336/)]
26. Bell IH, Rossell SL, Farhall J, Hayward M, Lim MH, Fielding-Smith SF, et al. Pilot randomised controlled trial of a brief coping-focused intervention for hearing voices blended with smartphone-based ecological momentary assessment and intervention (SAVVy): Feasibility, acceptability and preliminary clinical outcomes. *Schizophr Res* 2020 Feb;216:479-487 [FREE Full text] [doi: [10.1016/j.schres.2019.10.026](https://doi.org/10.1016/j.schres.2019.10.026)] [Medline: [31812327](https://pubmed.ncbi.nlm.nih.gov/31812327/)]
27. Vachon H, Viechtbauer W, Rintala A, Myin-Germeys I. Compliance and retention with the experience sampling method over the continuum of severe mental disorders: Meta-analysis and recommendations. *J Med Internet Res* 2019 Dec 06;21(12):e14475 [FREE Full text] [doi: [10.2196/14475](https://doi.org/10.2196/14475)] [Medline: [31808748](https://pubmed.ncbi.nlm.nih.gov/31808748/)]
28. Ward T, Garety PA. Fast and slow thinking in distressing delusions: A review of the literature and implications for targeted therapy. *Schizophr Res* 2019 Jan;203:80-87 [FREE Full text] [doi: [10.1016/j.schres.2017.08.045](https://doi.org/10.1016/j.schres.2017.08.045)] [Medline: [28927863](https://pubmed.ncbi.nlm.nih.gov/28927863/)]
29. Women's Rights Online: closing the digital gender gap for a more equal world. World Wide Web Foundation. 2020 Oct 12. URL: <https://webfoundation.org/research/womens-rights-online-2020> [accessed 2022-05-24]
30. Bucci S, Barrowclough C, Ainsworth J, Machin M, Morris R, Berry K, et al. Actissist: Proof-of-concept trial of a theory-driven digital intervention for psychosis. *Schizophr Bull* 2018 Aug 20;44(5):1070-1080 [FREE Full text] [doi: [10.1093/schbul/sby032](https://doi.org/10.1093/schbul/sby032)] [Medline: [29566206](https://pubmed.ncbi.nlm.nih.gov/29566206/)]
31. Depp C, Perivoliotis D, Holden J, Dorr J, Granholm EL. Single-session mobile-augmented intervention in serious mental illness: A three-arm randomized controlled trial. *Schizophr Bull* 2019 Jun 18;45(4):752-762 [FREE Full text] [doi: [10.1093/schbul/sby135](https://doi.org/10.1093/schbul/sby135)] [Medline: [30281086](https://pubmed.ncbi.nlm.nih.gov/30281086/)]
32. Ben-Zeev D, Scherer EA, Gottlieb JD, Rotondi AJ, Brunette MF, Achtyes ED, et al. mHealth for schizophrenia: Patient engagement with a mobile phone intervention following hospital discharge. *JMIR Ment Health* 2016 Jul 27;3(3):e34 [FREE Full text] [doi: [10.2196/mental.6348](https://doi.org/10.2196/mental.6348)] [Medline: [27465803](https://pubmed.ncbi.nlm.nih.gov/27465803/)]
33. Ward T, Hardy A, Holm R, Collett N, Rus-Calafell M, Sacadura C, et al. SlowMo therapy, a new digital blended therapy for fear of harm from others: An account of therapy personalisation within a targeted intervention. *Psychol Psychother* 2022 Jun 12;95(2):423-446. [doi: [10.1111/papt.12377](https://doi.org/10.1111/papt.12377)] [Medline: [35019210](https://pubmed.ncbi.nlm.nih.gov/35019210/)]
34. Killikelly C, He Z, Reeder C, Wykes T. Improving adherence to web-based and mobile technologies for people with psychosis: Systematic review of new potential predictors of adherence. *JMIR Mhealth Uhealth* 2017 Jul 20;5(7):e94 [FREE Full text] [doi: [10.2196/mhealth.7088](https://doi.org/10.2196/mhealth.7088)] [Medline: [28729235](https://pubmed.ncbi.nlm.nih.gov/28729235/)]
35. Bol N, Helberger N, Weert JCM. Differences in mobile health app use: A source of new digital inequalities? *The Information Society* 2018 Apr 26;34(3):183-193. [doi: [10.1080/01972243.2018.1438550](https://doi.org/10.1080/01972243.2018.1438550)]
36. Peters D, Deady M, Glozier N, Harvey S, Calvo RA. Worker preferences for a mental health app within male-dominated industries: Participatory study. *JMIR Ment Health* 2018 Apr 25;5(2):e30 [FREE Full text] [doi: [10.2196/mental.8999](https://doi.org/10.2196/mental.8999)] [Medline: [29695371](https://pubmed.ncbi.nlm.nih.gov/29695371/)]
37. Greenhalgh T, Wherton J, Papoutsi C, Lynch J, Hughes G, A'Court C, et al. Beyond adoption: A new framework for theorizing and evaluating nonadoption, abandonment, and challenges to the scale-up, spread, and sustainability of health

- and care technologies. *J Med Internet Res* 2017 Nov 01;19(11):e367 [FREE Full text] [doi: [10.2196/jmir.8775](https://doi.org/10.2196/jmir.8775)] [Medline: [29092808](https://pubmed.ncbi.nlm.nih.gov/29092808/)]
38. Hekler E, Klasnja P, Riley WT, Buman MP, Huberty J, Rivera DE, et al. Agile science: creating useful products for behavior change in the real world. *Transl Behav Med* 2016 Jun;6(2):317-328 [FREE Full text] [doi: [10.1007/s13142-016-0395-7](https://doi.org/10.1007/s13142-016-0395-7)] [Medline: [27357001](https://pubmed.ncbi.nlm.nih.gov/27357001/)]
39. Nahum-Shani I, Smith SN, Spring BJ, Collins LM, Witkiewitz K, Tewari A, et al. Just-in-time adaptive interventions (JITAI) in mobile health: Key components and design principles for ongoing health behavior support. *Ann Behav Med* 2018 May 18;52(6):446-462 [FREE Full text] [doi: [10.1007/s12160-016-9830-8](https://doi.org/10.1007/s12160-016-9830-8)] [Medline: [27663578](https://pubmed.ncbi.nlm.nih.gov/27663578/)]
40. Hollis C, Sampson S, Simons L, Davies EB, Churchill R, Betton V, et al. Identifying research priorities for digital technology in mental health care: results of the James Lind Alliance Priority Setting Partnership. *Lancet Psychiatry* 2018 Oct;5(10):845-854. [doi: [10.1016/S2215-0366\(18\)30296-7](https://doi.org/10.1016/S2215-0366(18)30296-7)] [Medline: [30170964](https://pubmed.ncbi.nlm.nih.gov/30170964/)]

Abbreviations

- CBT:** cognitive behavioral therapy
GPTS: Green Paranoid Thoughts Scale
NHS: National Health Service
NIHR: National Institute for Health Research
TAU: treatment as usual
UES: user experience survey

Edited by A Kushniruk; submitted 18.04.21; peer-reviewed by S Allan, P Rasche; comments to author 07.05.21; revised version received 08.10.21; accepted 23.04.22; published 05.06.22

Please cite as:

Hardy A, Ward T, Emsley R, Greenwood K, Freeman D, Fowler D, Kuipers E, Bebbington P, Garety P
Bridging the Digital Divide in Psychological Therapies: Observational Study of Engagement With the SlowMo Mobile App for Paranoia in Psychosis

JMIR Hum Factors 2022;9(2):e29725

URL: <https://humanfactors.jmir.org/2022/2/e29725/>

doi: [10.2196/29725](https://doi.org/10.2196/29725)

PMID:

©Amy Hardy, Thomas Ward, Richard Emsley, Kathryn Greenwood, Daniel Freeman, David Fowler, Elizabeth Kuipers, Paul Bebbington, Philippa Garety. Originally published in *JMIR Human Factors* (<https://humanfactors.jmir.org>), 05.06.2022. This is an open-access article distributed under the terms of the Creative Commons Attribution License (<https://creativecommons.org/licenses/by/4.0/>), which permits unrestricted use, distribution, and reproduction in any medium, provided the original work, first published in *JMIR Human Factors*, is properly cited. The complete bibliographic information, a link to the original publication on <https://humanfactors.jmir.org>, as well as this copyright and license information must be included.