

A Data-driven Latent Semantic Analysis for Automatic Text Summarization using LDA Topic Modelling

Daniel F. O. Onah
Department of Information Studies
University College London
London, United Kingdom
d.onah@ucl.ac.uk

Elaine L. L. Pang
Academic Skills
Brunel University
London, United Kingdom
elaine.pang@brunel.ac.uk

Mahmoud El-Haj
School of Computing and Communications
Lancaster University
Lancaster, United Kingdom
m.el-haj@lancaster.ac.uk

Abstract—With the advent and popularity of big data mining and huge text analysis in modern times, automated text summarization became prominent for extracting and retrieving important information from documents. This research investigates aspects of automatic text summarization from the perspectives of single and multiple documents. Summarization is a task of condensing huge text articles into short summarized versions. The text is reduced in size for summarization purpose but preserving key vital information and retaining the meaning of the original document. This study presents the Latent Dirichlet Allocation (*LDA*) approach used to perform topic modelling from summarised medical science journal articles with topics related to genes and diseases. In this study, *PyLDavis* webbased interactive visualization tool was used to visualise the selected topics. The visualisation provides an overarching view of the main topics while allowing and attributing deep meaning to the prevalence individual topic. This study presents a novel approach to summarization of single and multiple documents. The results suggest the terms ranked purely by considering their probability of the topic prevalence within the processed document using extractive summarization technique. *PyLDavis* visualization describes the flexibility of exploring the terms of the topics' association to the fitted *LDA* model. The topic modelling result shows prevalence within topics 1 and 2. This association reveals that there is similarity between the terms in topic 1 and 2 in this study. The efficacy of the *LDA* and the extractive summarization methods were measured using Latent Semantic Analysis (*LSA*) and Recall-Oriented Understudy for Gisting Evaluation (*ROUGE*) metrics to evaluate the reliability and validity of the model.

Index Terms—Summarization, extractive, abstractive, Latent Dirichlet Allocation, topic modelling, visualisation, ROUGE

I. INTRODUCTION

Topic modelling has been performed on several types of documents in the past. However, this study presents a novel approach to topic modelling by performing extractive summarization on over 100 articles related to genes and associated diseases and feeding the summary as an input argument a Latent Dirichlet Allocation (*LDA*) model in order to perform the topic modelling. The idea here is to identify the commonalities between articles of the same genre describing a specific topic of interest in the research. The study is addressing journal articles retrieved from PubMed Central

(*PMC*¹) database discussing about genes and their associated diseases.

What would you do if you were handed a pile of papers—receipts, emails, travel itineraries, meeting minutes—and asked to summarize their contents? One strategy might be to read through each of the documents, highlighting the terms or phrases most relevant to each, and then sort them all into piles. If one pile started getting too big, you might split it into two smaller piles. Once you had gone through all the documents and grouped them, you could examine each pile more closely. Perhaps you would use the main phrases or words from each pile to write up the summaries and give each a unique name—the topic of the pile. This is, in fact, a task practiced in many disciplines, from medicine to law, from computer science to engineering and so on. At its core, this sorting task relies on our ability to compare two documents and determine their similarity. Documents that are similar to each other are grouped together and the resulting groups broadly describe the overall themes, topics, and patterns inside the corpus. With so many documents being extracted from social media, review comments from online platforms and microblogs as Twitter, a huge amount of natural language data is being mined and are available to be analysed [1]. Certainly, it is reasonable to translate summarized documents accurately. An example, articles extracted in a different language from English to be translated to make sense similar to the original language of which the article was written.

Automatic text summarization is the process of performing specific NLP task by producing a concise summary of documents (single or multiple) without any manual support while preserving the meaning or important points of the original document. In this study, we try to answer the following research questions:

- How automated text summarization techniques were used in an extractive summary of articles?

¹ <https://www.ncbi.nlm.nih.gov/pmc/>

- How topic modelling models were used in producing emerging terms that are related to multiple and different journal articles?
- Are the search terms used for the text mining of articles from the database predominant in the emerging terms that were extracted from the processed text?

The experimental results show that the proposed model achieves good performance in terms of the document summary and the topic modeling information retrieved from the full document. This paper is presented as follows. Section 2, covers related study on summarization. Section 3, conceptualise the methods and describes the techniques applied in the study. Section 4 describes topic modelling, Section 5, presents a description of the model pipeline. Section 6, presents the results and findings. The limitation of the study is presented in section 7 and finally, the discussion and conclusion of the study are presented in sections 8 and 9.

II. RELATED WORK

The amount of text data being produced worldwide is enormous and growing rapidly. Unless these text data are extracted and make meaning, then the most important and relevant information would be lost. Text summarization is a well-known task in natural language understanding and processing. Summarization is described as the process of presenting huge data information in a concise manner while focusing on the most useful sections of the data whilst preserving the original meaning [2]. The most important elements of text summarization is for the concise summary taken from the large dataset to make sense to the reader and direct to the main points [3]. There is a need for automation of these increasingly available web text data for information retrieval and sustainability. In this modern era of big data, text mining has been retrieved from various sources, website, databases, journals and conference articles in related studies. The voluminous text data need to be collected and summarised in order to retrieve useful information concerning the main content of the document.

A. Summarization

Summarization is a technique in NLP that is used for condensing or summarising huge texts into smaller versions taking care not to omit the main relevant information contained in the document [4]. This helps in reducing the size of the original document either single or multiple while preserving key elements and meaning of the content [5]. This is the main significant of automatic summarization, by presenting the documents in a more meaningful manner. Manual summarization is tedious, expensive and laborious to under-take [6]. There is need for automated summarization which is gaining popularity among researchers. There are so many important models for performing automatic text summarization in various NLP tasks such as classification,

automatic question and answering, computational journalism, financial summarization, news summarization and foreign language summary translation. One of the key factors of the document summary is that it can be integrated into these NLP applications to reduce the size of the document for processing while possibly retaining the original information contained in the document [7]. There are two different approaches to automatic summarization; these are extraction and abstraction.

1) *Extractive approach*: Extractive summarization approach considers the top N sentences based on their score rankings for the summary generation [8]. This paper focuses on extractive text summarization. The study focuses on direct object extraction from the original document without any modification of the content. Extractive summarization approach takes object as input and generate the summary based on the probability vector [2]. Word frequencies are considered as one of the input factors in the sentence score rankings which represent the probability of the sentence to be included in the summary. In order to generate the final summary, the best sentence scores are selected based on the maximum number of words in the sentence and the number of sentences that met the specified threshold provided. We will briefly describe the abstractive approach of summarization and explain why we decided to use extractive approach in this study.

2) *Abstractive approach*: In abstractive text summarization technique, this follows the convention of unsupervised approach where machine learning paradigms such as deep learning plays a big role in generating the document summary [9]. This approach considers a bottom-up summary for which some of the sentences might not be part of the original document [10]. However, in some cases, the vocabulary of the documents might be the same as the original document [11]. Designing an abstractive model for summarization is very problematic and challenging because it involves a more complex language modeling [12].

In this study, we decided to use extractive approach for article summarization, because we wanted all parts of the sentences that will be summarised to be from the original document.

B. Topic Modelling

Topic modelling is the process of labelling and describing documents into topics. This is an unsupervised machine learning technique for abstracting topics from collections of documents [13]. Topic modelling approach is based on an inductive modelling used to abstract core themes from a weighted graphical representation of documents obtained during the processing stages. In order to apply topic models in NLP application, there is need for extrapolation of topics from unstructured datasets. In this study, *Scitkit – Learn* and *Gensim* were used to extract the topics from the models using

`gensim.models.ldamodel.LdaModel`, which takes in as input argument the text corpus, number of topics to be extracted and `id2word` that contains the dictionary terms for the preprocessed document [14].

C. Latent Dirichlet Allocation

Latent Dirichlet Allocation (LDA) is a technique applied in topic modelling introduced by [15]. This is a topic discovery technique used to generate topics based on the probability that each given term might occur within the document. The document can be in the form of mixture of topics that might not necessarily be distinct and words may appear in multiple topics [13], [16]. In this approach, presented with words or token from multiple documents from which a probability topics model is constructed, we observed word distributions for each mixture of topics in the document.

III. METHODS

The summarization model was designed to scrap text data from PubMed journal database using genes and diseases keywords search. A web-scraping model that was used to retrieved the articles for this research was able to scrape about 100 papers at a time from the PubMed Central (PMC) repository. We could have extracted more articles. However, we wanted to use this sample as the initial based study. The model applied some NLP techniques for the initial preprocessing of the data for extractive summarization. The proposed model in this study is scalable and generalizable for producing arbitrarily size summaries by splitting the documents into resemble content. The study applied sentence scoring on the clean document to extract text that fell within the threshold of high frequency score used in the model. During the summarization process, we calculated word frequency and the high sentence scores that was used to summarised the articles. We created vectors to store the sentences. This allows us to fetch summary for 100 elements for the constituent words in a sentence. Finally, we took the mean of those vectors to consolidate the vector for the sentence. The next phase is to perform a cosine similarity scores of the sentences using a matrix dimensions of $n * n$, where n is the number of sentences in the document. The cosine similarity was applied to perform the similarity between a pair of sentences. We then extract the top N sentences based on their ranking for the summary generation that was then fed into the LDA topic modelling.

The study was designed to apply a generalised concept of LDA topic modelling technique to create a dictionary of terms that was fed from the summarised articles. This dictionary of terms was used to build a vectorised corpus of lexicon LDA model. One of the key approaches that was used in the experiment was the `pyLDAvis.gensim.prepare` method which takes as an argument our LDA model, the corpus and the derived lexicon which contains the dictionary terms for the

study [17], [13], [18], [14]. Another method that was in the study was the `gensim.models.ldamodel.LdaModel`, which takes the summary corpus as an input argument, the number of topics to be extracted and the `id2word` that contains our dictionary terms for the journal articles. This method allow us to project the topics by calling the method that help in visualising the interactive topic modelling shown in Figures 7 and 8.

A. Model Description

Most of the processing of the text was performed with the python Natural Language Toolkit (NLTK) [19], including using the NLTK Tokeniser to tokenise the text. The overarching research model was developed to retrieve specific information from huge published journals using the topic modelling approach of NLP. In this study, we used multiple journal articles related to diseases and genes with sequence of paragraphs. The task is to generate the summary at most predominant sentence level. Extractive summarization approach applied in the study produced naturally grammatical summaries without much linguistic connotation or analysis. Since extractive summarization uses a supervised technique, the sentence selection process involves scoring each sentence in the original cleaned document. In this case, a label is produced to indicate whether a sentence met the conditions which are the chosen length of the sentence or the summary threshold indicated in the model. It is only when these predefined conditions are met before a sentence could be considered to be included in the final summary. The supervised learning method allows for maximization of the likelihood of sentence consideration from the input document. This approach could also be generalised on other articles such as media, blogs, news and so on and will produce the same outcomes.

1) *Sentence scoring method*: In this study, a scoring function is introduced to generate the sentence score dictionary which hold the value assigned to each sentence [20]. This denotes the probability that the sentence will be selected and included in the summary. The summary length is fixed, therefore, the top N sentences with the highest score rankings are chosen for the summary. In this study, the quality of the document summary largely depends on the chosen sentences and this would reveal the relevance of the information retrieved from within the full document. The process of scoring the sentence is represented in equations 1 and 2. If the sentence is not in the sentence score dictionary keys during the processing, the words in the word frequencies dictionary is added to the sentence scores (see equation 1).

$$\text{Sentscores}[S] = \text{Wordfreq}[W] \quad (1)$$

During the sentence model processing interval, the length of the sentence is either increased or reduced by certain values within the sentence scores dictionary. Therefore, new sentences are added into the sentence dictionary scores. The sentence model would check whether the new sentences are in the sentence dictionary. If the sentence exists in the sentence dictionary, then the model will proceed accordingly. But if the process sentence is not in the sentence scores dictionary keys, then the word in the word frequencies dictionary is added to the sentence in the sentence scores dictionary (see equation 2).

$$\text{Sentscores}[S] += \text{Wordfreq}[W] \quad (2)$$

2) *Word frequency*:: Dictionary of word frequency corpus was generated within the model. The word frequencies were selected automatically based on the prevalence or occurrence of the words in the corpus dictionary created in the model (see Figure 2). The length of the sentence selected for the word frequencies was less than 30. Sentences with less than

```

Furtherit can be used to identify approved drugs that can be repurposed for cardiac disease treatments.: 1.4402730375426622, 'Specificallydrugs that are approved for non-cardiac therapiestarget high-ranking Hridaya-genesand are upregulated in DCM patients should be considered top targets for cardiac-drug repurposing.: 1.3856655290102389, 'Hridaya can also predict genes having significantly different exon usage in DCM patient heart.: 2.0477815699658706, 'Stratifying DCM patientsusing either the expression or the genetic regulators of predicted functional genesreveal two distinct subgroups of patients with different clinical phenotypes.: 2.0477815699658706, 'Due to various confoundersespecially co-expression among genesethe clear majority of differential genes are likely to represent downstream effects.: 2.054607508532423, 'In comparisonamong the top 1000 Hridaya-genes 84% are differentially expressed.: 1.416382252559727, 'Interestinglyhoweverthe clear majority of these genes (76%) are down regulated in DCM individuals.: 3.5255972696245736, 'Though importantanimal models have been found in many cases to have poor translatability47.: 1.0853242320819112, 'The previous studies did not investigate the genetic signals underlying gene expression to detect functional genes.: 2.696245733788396, 'In contrastour approach integrates a wide range of geneticcegenetictranscriptomicphenotypicand evolutionary evidence and utilize data from 213 human hearts to predict functional genes of DCM.: 2.3447098976109215, 'Several previous works have directly addressed this broad problem both regarding identifying functional genes as well as associated SNPs underlying diseases.: 2.225255972696246, 'As an examplea framework called Combined Annotation Dependent Depletion (CADD) uses SVM to estimate relative pathogenicity of human SNPs49.: 2.8600682593856654, 'Polyphen-2 predicts damaging effects of miss

```

Fig. 1. Tokenize sentence score for the article summary

30 (< 30) words were selected. These maximum weighted frequency ($Freq_{max}$) of each word were calculated by using the product of the word frequencies (W_{freq}) and the values (V). These are then added to final summary (see equation 3).

$$\text{Freq}_{max} = \text{Max}(W_{freq} * V) \quad (3)$$

The next equation allows us to calculate the maximum word in the word frequencies (see equation 4).

$$\text{Wordfreq}[W] = \frac{\text{Wordfreq}[W]}{\text{Freq}_{max}} \quad (4)$$

```

dict_keys(['Warning', '\\tThe', 'NCBI', 'web', 'site', 'requires', 'JavaScript', 'function', '\\tmore', '\\tCenter', 'Bioinformatics', 'Computational', 'BiologicalUniversity', 'MarylandCollege', 'ParkMaryland', '20742', 'USA', 'The', 'Neufeld', 'Cardiac', 'Research', 'InstituteTel', 'Aviv', 'UniversityTel', 'Aviv-YafoIsrael', '3Tamman', 'Cardiovascular', 'InstituteSheba', 'Medical', 'CenterRamat', 'GanIsrael', '4The', 'Dr.', 'Pinchas', 'Borenstein', 'Talpiot', 'Leadership', 'ProgramSheba', 'CenterTel-HashomerIsrael', '5Department', 'Radiation', 'OncologySheba', '6The', 'Blavatnik', 'School', 'Computer', 'ScienceTel', 'Aviv69978', 'Israel', 'Idiopathic', 'dilated', 'cardiomyopathy', '(, 'DCM', '),', 'complex', 'disorder', 'genetic', 'environmental', 'component', 'involving', 'multiple', 'genesmany', 'yet', 'discovered', 'we', 'integrate', 'geneticcegenetictranscriptomicphenotypicand', 'evolutionary', 'features', 'method', '-', 'Hridaya', 'infer', 'putative', 'functional', 'genes', 'underlying', 'genome-wide', 'fashionusing', '213', 'human', 'heart', 'genomes', 'transcriptomes', 'Many', 'identified', 'Hridaya', 'experimentally', 'shown', 'cause', 'cardiac', 'complications', 'validate', 'top', 'predicted', 'genesvia', 'five', 'different', 'analyses', 'Firstthe', 'associated', 'cardiovascular', 'functions', 'Secondtheir', 'knockdowns', 'mice', 'induce', 'abnormalities', 'Thirdtheir', 'inhibition', 'drugs', 'side', 'effects', 'Fourththey', 'tend', 'differential', 'exon', 'usage', 'normal', 'samples', 'Fifthanalyzing', 'individual', 'genotypeswe', 'show', 'regulatory', 'polymorphisms', 'elevated', 'risk', 'The', 'stratification', 'patients', 'based', 'expression', 'reveals', 'two', 'subgroups', 'differing', 'key', 'pheno

```

Fig. 2. Dictionary of word frequency corpus

B. Research Pipeline

The pipeline model for the research follows a sequential approach of processes that could allow the smooth and efficient information retrieval. The pipeline in Figure 3 was used to answer the research questions in this study.

1) *Data Collection*: The dataset was scraped from the web. About 100 papers were extracted from PubMed Central (PMC) database ("<https://www.ncbi.nlm.nih.gov/pmc/>") using a search key combination of 'gene' and 'disease'. The articles scraped from the web were all related to medical science research. Papers related to diseases and the mutated genes causation were extracted for this study. These papers were extracted with HTML tags that are required to be preprocessed, cleaned and summarized for the topic modelling approach.

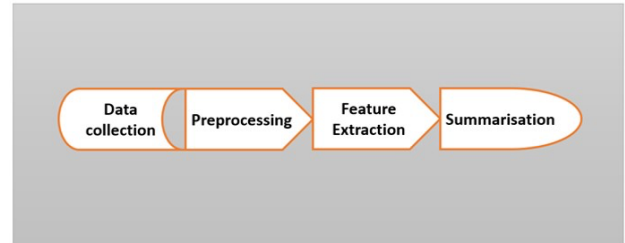


Fig. 3. Pipeline of text mining processing

2) *Pre-processing & Feature Extraction*: The web-based dataset scraped from PubMed journal was in raw state and unstructured which consist of HTML tags, special characters, symbols and numbers that had to be processed and cleaned. The preprocessing involved converting the dataset into text documents using NLP packages such as BeautifulSoup, regular expression, lxml, tokenisation and using NLTK library. In the feature extraction process, we parse the web articles source code in order to extract the textual material needed for the final summary. As the articles were parsed through the source code, the text for extraction are between the paragraphs' tags < p > text < /p >. During the process of formatting the clean articles, we performed extra filtering of special characters

As illustrated in Figure 8, adjusting the lambda metric can aid in the significant classification and reducing the complexity of the topics. This helps to remove ambiguity of the terms association by making term distribution clearly. Looking at the figure, we observed that given equal frequency of words, the list of the most common, relevant or distinctive terms (e.g. *gene, disease, expression, associate*) are prevalence in the visualised graph-plot distribution. The saliency measures the distribution of the speeds and identification of topic association and composition (e.g. prevalence topic 1 terms such as *genes, disease* etc. These terms are all semantically associated to topics 2 and 3).

V. LATENT SEMANTIC ANALYSIS

Latent Semantic Analysis (LSA) is a robust Algebraic and Statistical method which extracts hidden semantic structures of words and sentences. LSA is used to extract features that cannot be directly mentioned within the dataset [23]. These features are essential to data, but are not original features of the dataset. It is an unsupervised approach along with the usage of Natural Language Processing (NLP). It is an efficient technique in order to abstract out the hidden context of the document [24]. We performed a mini summary from the original summary from the study using latent semantic analysis (LSA) for text summarization. The mini summary was done from the summary of the original clean 100 articles extracted from *PudMed* (<https://pubmed.ncbi.nlm.nih.gov/>) database. This summary is then fitted into the ROUGE metric system to measure the efficacy of the model. Results from the LSA present a robust summary of the entire articles with useful information extracted about specific genes that are associated to cancel disease. Below is the summary and visualisation of key terms from the summary using a world cloud (Figure 6).

A. Sample Extracted Summary

The sentences with the most prevalence sentence score was used for the summary together. We used the heap queue (*heapq*) library to select the most or very useful sentences. The *heapq* is used in implementing the priority queues for word frequencies in sentences with higher weight is given more priority in processing the summary. The threshold indicate the number of sentences to summarize (see Table III). Different threshold points were selected for the summary and the result indicate differently even though the word frequency selected is less than 30 maximum (< 30).

TABLE I
SUMMARY OF ARTICLE USING DIFFERENT THRESHOLDS

LSA Extractive Summary	
Threshold	Summary
>= 3	'Some of the genes in the BCAA metabolic pathway such as MLYCD (rank 164)HADHB (rank 354)IVD (rank 713)MUT (rank 921)and PCCB (rank 684) are also ranked highly by Hridaya. The SVMs are based on 181 features broadly grouped into (1) genetic(2) epigenetic(3) transcriptomic(4) phenotypicand (5) evolutionary. The genes are PDGFRBABL1FLT1; and these genes are drug targets of cancer drugs like Dasatinib (targets – PDGFRBABL1)Pazopanib (targets – PDGFRBFLT1)Ponatinib (target – ABL1)26'
>= 5	'The genes are PDGFRBABL1FLT1; and these genes are drug targets of cancer drugs like Dasatinib (targets – PDGFRBABL1)Pazopanib (targets – PDGFRBFLT1)Ponatinib (target – ABL1)26. For a given gene the product of the two probabilities $P'(DCM All)2009 \sim 2009^*$ $P'(Diseasefunctional All) \times P'(DCM Diseasefunctional)$ called Hridaya-potentialis the final estimated potential of a gene to be a DCM functional gene. Encouragingly we find that the Hridaya-potentials are much higher for genes having differential exon usage (739 genes) than the rest of the genes (Wilcoxon rank-rump-value $2009 = \sim 20091.31e-73$)'
>= 7	'The genes are PDGFRBABL1FLT1; and these genes are drug targets of cancer drugs like Dasatinib (targets – PDGFRBABL1)Pazopanib (targets – PDGFRBFLT1)Ponatinib (target – ABL1)26. For a given gene the product of the two probabilities $P'(DCM All)2009 \sim 2009^*$ $P'(Diseasefunctional All) \times P'(DCM Diseasefunctional)$ called Hridaya-potentialis the final estimated potential of a gene to be a DCM functional gene. Furthermore as the set of DCM functional genes is a subset of disease functional genes $P'(DCM,Diseasefunctional All)2009 \sim 2009^*$ $P'(DCM All).'$

B. Findings

The summary result has revealed very interesting findings of genes that are associated to some Cancerous and type 2 diabetes diseases (see Table II).

Comparing the system generated summary with a new human

TABLE IV

ROUGE METRICS MEASUREMENT & ANALYSIS [Summary&Hmodel1]

Average ROUGE Metrics				
ROUGE	Recall	Precision	F1 Score	Conf.int
ROUGE-1	0.83784	0.40260	0.54386	95%
ROUGE-2	0.44444	0.21053	0.28572	95%
ROUGE-3	0.31429	0.14667	0.20000	95%
ROUGE-4	0.20588	0.09459	0.12962	95%
ROUGE-L	0.78378	0.37662	0.50877	95%
ROUGE-W-1.2	0.34210	0.29676	0.31782	95%
ROUGE-S*	0.69069	0.15721	0.25612	95%
ROUGE-SU*	0.69943	0.16356	0.26512	95%

summary model, produce a more appealing result. This was because the second summary was closely aligned with the original automated system summary (see Table V). This shows that the closeness of the human model summary to the system or reference summary produces better average across all ROUGE measuring dimensions (Recall, Precision and F1 score). Table V revealed a better and well expressed precision results within all the ROUGE metrics used for the study evaluation. ROUGE-1 shows the best percentage measure.

TABLE V

ROUGE METRICS MEASUREMENT & ANALYSIS [Summary&Hmodel2]

Average ROUGE Metrics				
ROUGE	Recall	Precision	F1 Score	Conf.int
ROUGE-1	0.83544	0.85714	0.84615	95%
ROUGE-2	0.56410	0.57895	0.57143	95%
ROUGE-3	0.37662	0.38667	0.38158	95%
ROUGE-4	0.22368	0.22973	0.22666	95%
ROUGE-L	0.60759	0.62338	0.61538	95%
ROUGE-W-1.2	0.17792	0.43741	0.25295	95%
ROUGE-S*	0.61960	0.65243	0.63559	95%
ROUGE-SU*	0.62488	0.65756	0.64080	95%

A. Procedure: Recall & Precision

We have multiple processed articles or documents extracted from the web based on key search terms. The documents are stored in a given name *CleanHTML.txt* file and an automatic summary was generated and stored in a file called *summary.txt*. We then produced a set of human annotated reference summaries of the *CleanHTML.txt* document. The Recall in the context of the ROUGE metric simply means we are calculating how much of reference summary (the human summary) is the system summary (automated machine summary) recovering or capturing from our text. In considering the individual words in a sentence we simply represent this with the formula in equation 8.

$$ROUGE_{recall} = \sum_{match} \frac{count(overlapping_w)}{count(total_{ref\ summary})} \quad (8)$$

The metric will produce a perfect result of 1 which usually will be the case if indeed the sentence matches. This metric simply means all the words in the reference summary has been captured by the system summary.

In the system generated summary, which sometimes might be very large based on the threshold selected, capturing all the words in the reference or model summary. However, most of the words in the system summary might be unnecessary verbose. But, this where precision becomes very important. In conducting precision on the summary, we are essentially measuring how much of the system or machine summary is required? We can measure precision using the equation 9.

$$ROUGE_{precision} = \sum_{match} \frac{count(overlapping_w)}{count(total_{sys\ summary})} \quad (9)$$

This means we will evaluate and calculate words in the sentence summary of the *Recall* overlapping with the total words in the system summary. This will predict the words that are relevant which appears in the reference and over the total words in the system summary. The system's summary mostly contains unnecessary words in the summary. Therefore our precision becomes crucial as we are trying to predict generated summaries that should be concise in nature. In this study, we combined and computerised both the *Precision* and *Recall* and further report the *F1 - score* measure.

In order to ascertain the validity of the study, we measured ROUGE-N, ROUGE - S and ROUGE - L which are the granularity of texts that was compared between the system summaries and the reference or human annotated model summaries. ROUGE - 1 refers to the overlap of *unigrams* between the system summary and reference summary. ROUGE - 2 refers to the overlap of *bigrams* between the system reference and the model or reference summaries. We computed precision and recall scores of the ROUGE - 2. The main reason why ROUGE-1 could be considered over others or in conjunction with ROUGE - 2 or even other fine granularity measures is because it reveals the fluency of the summaries or if used in a translation task. The intuition is that following the word ordering of the reference m=summary indicate that the summary is more fluent.

The precision result tells us about the % of the overlap between the system summary bigrams and the reference summary. We noticed in the case of the abstractive summerization as both the summaries of system and reference summaries get larger. There are few overlapping *bigrams* outcome as we are not always or directly re-using the whole sentences for the summarization.

VII. RESULTS & FINDINGS

The terms in the topic modelling show text which are mostly frequent in the document these were depicted by the size of the circle (as seen in Figures 7 and 8). Representation of the

result using scatter plot would reveal the distance between topics, the distribution and relationship between topic levels. The distance between two or more topics is an approximation of their semantic relationship. Note that close topics such as topics 1, 2 and 3 are semantically related which describes the terms in the topics. As observed in Figures 3 and 8 the terms gene and disease are described in the articles in relation to the topics distribution. This reveals that topics 1, 2 and 3 are semantically distributed and have relationship on topic levels. These reveal five selected topics from the topic model analysed using the LDA model. The LDA model was one of the input argument together with the corpus and dictionary of the emerging terms used for the topic modelling. The slider (λ) in the web-based interactive visualization depict the relevance metric of the rank terms. It is worth knowing that the terms of the topic are ranked in decreasing order by default in accordance to the topic-specific probability ($\lambda = 1$). Figure 7 reveals the common terms from the topic model when the slider is at the full probability.

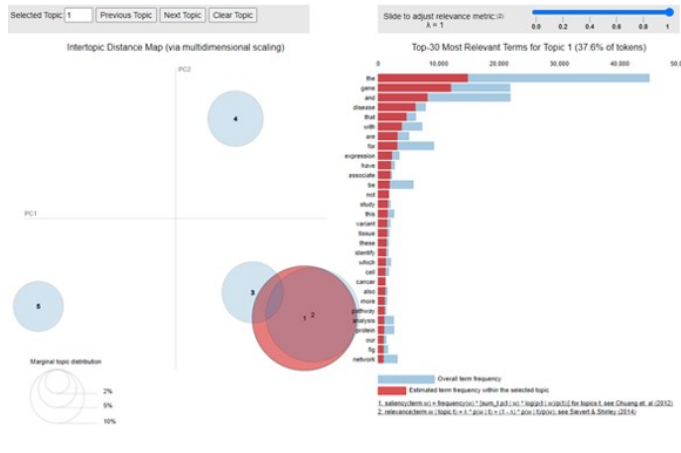


Fig. 7. Topic model visualization of interactive web-based topics

Note that the search key *gene* and *disease* were used to extract the text data (100 journal papers) from PubMed journal database related to the terms. Figure 8 shows the most common terms in topic 2 to be '*gene*' and '*disease*' when the slider ($\lambda = 0.48$) is positioned at 0.48 probability.

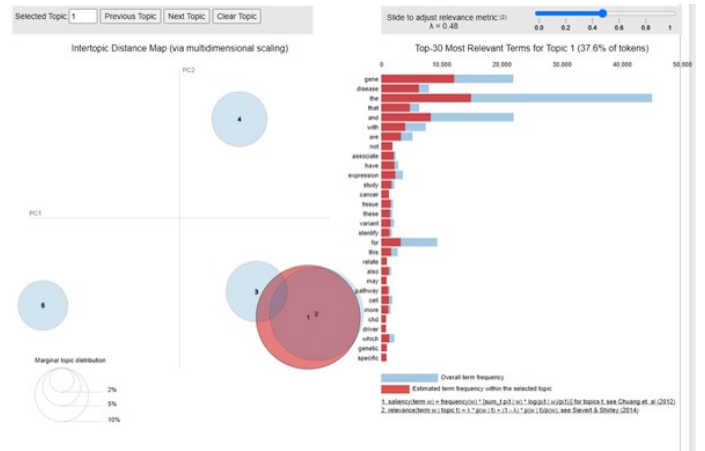


Fig. 8. Topic model visualization of interactive model show search terms predominantly projected

VIII. LIMITATION

This study's limitations are observed in the precise summary prediction of articles of varying written styles. Some of the summarization models in most cases prefer nouns. Themes emerging from articles influences the grammatical structure of certain article summaries. Another limitation of the study was that the model takes longer to evaluate the emerging terms within the topic modelling approach used due to the large text data for analysis.

IX. DISCUSSION

In this study, we presented a fully data-driven approach for automatic text summarization. We proposed and evaluated the model on unstructured datasets which show some results comparable to the current state-of-the-art topic modelling techniques without depending on modifications using any linguistic information models [28]. Manual summarization is laborious and challenging task to accomplish. Therefore, automatization of the task is very essential. This process is gaining popularity among researchers. Summarization technique has been applied to various natural language processing (NLP) task such as in the areas of text analysis, classification, automated question and answering, financial and legal texts summarization, news summarization and reviewing of news headlines and the generation of social media articles [6], [29]. Performing research in these various topics could benefit from the early stages of document summaries which can be integrated into any base model at intermediate stages to help reduce the length of the document for further analysis.

X. CONCLUSION

Automatic summarization is the process of reducing a text document with a computer program in order to create a summary that retains the most important points of the original document [30]. Text summarization is a very laborious problem to work on without accuracy in the summaries

extracted from the documents. This study proposed fully automated single and multiple documents text summarization. Multiple documents were extracted and summarised while preserving the overarching meaning and purpose of the collective articles. The LDA model was one of the input arguments together with the corpus and dictionary of the terms that were used to perform the topic modelling in the study. The model designed within the study could conduct a cross-language text summarization where articles from other foreign languages could be processed and the summary translated into English and other languages. Our proposed future study will look into performing topic modelling with these documents and observe whether the approach retain the meaning of the original documents. The result from the future research will be compared with a current machine learning gene prediction application model designed for a new study on genes and diseases.

REFERENCES

- [1] E. Dearden and A. Baron, "Lancaster at semeval-2018 task 3: Investigating ironic features in english tweets," in *Proceedings of The 12th International Workshop on Semantic Evaluation*, 2018, pp. 587–593.
- [2] A. Sinha, A. Yadav, and A. Gahlot, "Extractive text summarization using neural networks," *arXiv preprint arXiv:1802.10137*, 2018.
- [3] J. Cheng and M. Lapata, "Neural summarization by extracting sentences and words," *arXiv preprint arXiv:1603.07252*, 2016.
- [4] S. Thapa, S. Adhikari, and S. Mishra, "Review of text summarization in indian regional languages," in *Proceedings of 3rd International Conference on Computing Informatics and Networks*. Springer, 2021, pp. 23–32.
- [5] W. S. El-Kassas, C. R. Salama, A. A. Rafea, and H. K. Mohamed, "Automatic text summarization: A comprehensive survey," *Expert Systems with Applications*, vol. 165, p. 113679, 2021.
- [6] K. Prudhvi, A. B. Chowdary, P. S. R. Reddy, and P. L. Prasanna, "Text summarization using natural language processing," in *Intelligent System Design*. Springer, 2021, pp. 535–547.
- [7] S. S. Al-Thanyyan and A. M. Azmi, "Automated text simplification: A survey," *ACM Computing Surveys (CSUR)*, vol. 54, no. 2, pp. 1–36, 2021.
- [8] N. Chatterjee, A. Mittal, and S. Goyal, "Single document extractive text summarization using genetic algorithms," in *2012 Third International Conference on Emerging Applications of Information Technology*. IEEE, 2012, pp. 19–23.
- [9] S. Song, H. Huang, and T. Ruan, "Abstractive text summarization using lstm-cnn based deep learning," *Multimedia Tools and Applications*, vol. 78, no. 1, pp. 857–875, 2019.
- [10] N. Moratanch and S. Chitrakala, "A survey on abstractive text summarization," in *2016 International Conference on Circuit, power and computing technologies (ICCPCT)*. IEEE, 2016, pp. 1–7.
- [11] A. M. Rush, S. Chopra, and J. Weston, "A neural attention model for abstractive sentence summarization," *arXiv preprint arXiv:1509.00685*, 2015.
- [12] H. K. Thakkar, P. K. Sahoo, and P. Mohanty, "Dofm: Domain feature miner for robust extractive summarization," *Information Processing & Management*, vol. 58, no. 3, p. 102474, 2021.
- [13] B. Bengfort, R. Bilbro, and T. Ojeda, *Applied text analysis with python: Enabling language-aware data products with machine learning*. " O'Reilly Media, Inc.", 2018.
- [14] D. Onah and E. Pang, "Mooc design principles: Topic modelling-pyldavis visualization summarization of learners' engagement," in *EDULEARN21 Proceedings*, ser. 13th International Conference on Education and New Learning Technologies. IATED, 5-6 July, 2021 2021, pp. 1082–1091. [Online]. Available: <http://dx.doi.org/10.21125/edulearn.2021.0282>
- [15] D. M. Blei, A. Y. Ng, and M. I. Jordan, "Latent dirichlet allocation," *the Journal of machine Learning research*, vol. 3, pp. 993–1022, 2003.
- [16] R. Krestel, P. Fankhauser, and W. Nejdl, "Latent dirichlet allocation for tag recommendation," in *Proceedings of the third ACM conference on Recommender systems*, 2009, pp. 61–68.
- [17] H. Beder, J. Tomkins, P. Medina, R. Riccioni, and W. Deng, "Learners' engagement in adult literacy education. ncsall reports# 28." *National Center for the Study of Adult Learning and Literacy (NCSALL)*, 2006.
- [18] C. Sievert and K. Shirley, "Ldavis: A method for visualizing and interpreting topics," in *Proceedings of the workshop on interactive language learning, visualization, and interfaces*, 2014, pp. 63–70.
- [19] S. Bird, E. Klein, and E. Loper, *Natural language processing with Python: analyzing text with the natural language toolkit*. " O'Reilly Media, Inc.", 2009.
- [20] R. Ferreira, L. de Souza Cabral, R. D. Lins, G. P. e Silva, F. Freitas, G. D. Cavalcanti, R. Lima, S. J. Simske, and L. Favaro, "Assessing sentence scoring techniques for extractive text summarization," *Expert systems with applications*, vol. 40, no. 14, pp. 5755–5764, 2013.
- [21] J. Murdock and C. Allen, "Visualization techniques for topic model checking," in *Proceedings of the AAAI Conference on Artificial Intelligence*, vol. 29, no. 1, 2015.
- [22] J. Chuang, C. D. Manning, and J. Heer, "Termite: Visualization techniques for assessing textual topic models," in *Proceedings of the international working conference on advanced visual interfaces*, 2012, pp. 74–77.
- [23] O.-M. Foong, S.-P. Yong, and F.-A. Jaid, "Text summarization using latent semantic analysis model in mobile android platform," in *2015 9th Asia Modelling Symposium (AMS)*. IEEE, 2015, pp. 35–39.
- [24] M. G. Ozsoy, F. N. Alpaslan, and I. Cicekli, "Text summarization using latent semantic analysis," *Journal of Information Science*, vol. 37, no. 4, pp. 405–417, 2011.
- [25] C.-Y. Lin, "Rouge: A package for automatic evaluation of summaries," in *Text summarization branches out*, 2004, pp. 74–81.
- [26] C.-Y. Lin and F. Och, "Looking for a few good metrics: Rouge and its evaluation," in *Ntcir workshop*, 2004.
- [27] N. Schluter, "The limits of automatic summarisation according to rouge," in *Proceedings of the 15th Conference of the European Chapter of the Association for Computational Linguistics: Volume 2, Short Papers*, 2017, pp. 41–45.
- [28] O. Klymenko, D. Braun, and F. Matthes, "Automatic text summarization: A state-of-the-art review." in *ICEIS (1)*, 2020, pp. 648–655.
- [29] M. M. Haque, S. Pervin, and Z. Begum, "Literature review of automatic single document text summarization using nlp," *International Journal of Innovation and Applied Studies*, vol. 3, no. 3, pp. 857–865, 2013.
- [30] F. Barrios, F. López, L. Argerich, and R. Wachenchauser, "Variations of the similarity function of textrank for automated summarization," *arXiv preprint arXiv:1602.03606*, 2016.

Dr Daniel Onah is a Lecturer in the Department of Information Studies at University College London.



He received his PhD in Computer Science at the University of Warwick. He is a fellow of the UK Higher Education Academy (FHEA). His research focuses on Artificial Intelligence, Natural Language Processing, Data Science, Machine Learning

and the design of software models and databases. He is interested in transforming mathematical research models and methods into software application systems with web-based GUIs and Databases.



Dr Mahmoud El-Haj, also known as Mo is an NLP

Lecturer in Computer Science at the School of Computing and Communications at Lancaster University.

Mo received my PhD in Computer Science from The University of Essex working on Arabic Multi document

Summarization.

His work is mainly towards Summarization, Information Extraction, Financial NLP and multilingual NLP with his work being applied to many languages including English, Arabic, Spanish, Portuguese, Welsh and many others. Mo has a great interest in under-resourced languages and building NLP datasets.

Dr Elaine Pang Dr Elaine

Pang is an Academic Skills

Adviser at Brunel University.

She was formerly an Assistant Professor in the School of Education at the University Nottingham (Malaysia campus). She received her PhD in Education from the University of Warwick, UK in 2018. She is a Senior Fellow (SFHEA) of the Higher Education Academy, UK.

