



The costs of increasing precision for ecosystem services valuation studies

Ida Kubiszewski^{a,b,*}, Kennedy Muthee^{c,d}, A. Rifaa Rasheed^b, Robert Costanza^{a,b},
Maya Suzuki^e, Stacey Noel^f, Mark Schauer^e

^a Institute for Global Prosperity, University College London, London, UK

^b Crawford School of Public Policy, The Australian National University, Canberra, Australia

^c World Agroforestry (ICRAF), Nairobi, Kenya

^d Department of Environmental Planning and Management, Kenyatta University, Nairobi, Kenya

^e Economics of Land Degradation, Deutsche Gesellschaft für Internationale Zusammenarbeit (GIZ), Bonn, Germany

^f Department of Governance and Technology for Sustainability, University of Twente, Enschede, Netherlands

ARTICLE INFO

Keywords:

Costs and benefits
Precision
Policy
Survey
Valuation

ABSTRACT

Ecosystem services valuation (ESV) is increasingly used to provide the impetus to sustainably manage and restore ecosystems. When undertaking an ESV study, the available resources, desired scope, and necessary precision must be considered before determining the most appropriate approach. A broad range of techniques exist to support valuation studies, requiring a range of financial, time, and personnel resources. We surveyed authors that completed 56 responses around valuation studies regarding their total costs (including personnel costs) and the perceived precision of their results. Results show that the perceived precision of their results is statistically significant and increases with the cost of a study (adjusted $R^2 = 0.29$, $p = 0.018$) and the number of person years required to complete it ($R^2 = 0.31$, $p = 0.22$). Understanding the trade-offs between the costs of the study and the precision of the results allows policymakers and practitioners to make more informed decisions about which ESV methods are most cost effective for their needs. For example, basic value transfer techniques require minimal resources to implement but lack precision in the final estimates, while integrated modelling techniques provide dynamic, spatially explicit, and more precise estimates but are significantly more expensive and time consuming to implement. However, these techniques are not mutually exclusive. A quick, inexpensive initial analysis may support and motivate more elaborate and detailed studies.

1. Introduction

Ecosystems, and the services they produce, are the foundation on which our society and economy depend. The ability of ecosystems to generate different services to support livelihoods and natural regeneration is dependent on their healthy condition and the ability of communities to access them (Muthee et al., 2018). However, over the past few decades, these services have been significantly diminished globally (Costanza et al., 2014; Sutton et al., 2016), with 60% being either degraded or unsustainably managed (Millennium Ecosystem Assessment (MEA), 2005). Much of this reduction is due to the decisions practitioners and policymakers make around land-use and development. Policymakers use ecosystem services (ES) research for a range of purposes, including to raise awareness, build support for plans, investments, policies, and to directly inform decisions (Costanza et al., 2017;

McKenzie et al., 2014).

Ecosystem service valuation (ESV) is one tool that allows for holistic decisions-making around development trade-offs, land-use planning, and the provision of public goods and services (Millennium Ecosystem Assessment (MEA), 2005; Tisdell and Xue, 2013). ESV estimates a value in monetary units of ecosystem services¹ (Costanza, 2020; Costanza et al., 2011). This contributes to better decision-making around the trade-offs related to natural capital and ecosystem services by putting everything in the same units.

Thousands of ESV studies have been conducted all over the world (de Groot et al., 2012). Those studies that have been successfully used in policy and decision-making have five common characteristics: 1) identifying a clear policy need; 2) strong stakeholder engagement; 3) robust communication; 4) good governance; and 5) clearly understood valuation process (Avishek et al., 2012; Nursey-Bray et al., 2014; Waite et al.,

* Corresponding author.

¹ This is not to be confused with using market or exchange values to estimate this value. Instead, it converts all market and non-market values into monetary units based on trade-offs with at least one good or services that is denominated in monetary units.

2015).

Overall, additional knowledge about ES and their value to society improves government policy and investment (Fisher et al., 2008). Marre et al. (2016) found that policymakers consider the concept of ES and ESV useful and necessary for decision-making. However, they also found that policymakers are more likely to trust values that relate to commercial activities.

Other studies have shown that policymakers use and trust ES knowledge more readily if they believe that the information is credible, legitimate, and relevant (Cash et al., 2003; Cook et al., 2013; Posner et al., 2016). However, these three characteristics have trade-offs that need to be recognized. For example, a valuation study done quickly may be required to meet urgent policy needs (relevance) but sacrifice in-depth quality (credibility) and limit stakeholder engagement (legitimacy) (Sarkki et al., 2014). A trade-off around communicating results may also occur when the message is simplified for clarity and brevity, but sacrifices pertinent information around risk and uncertainty.

Ultimately, we want to have studies with high credibility that can support policy decisions. But what contributes to credibility? The credibility of science, which underlies its effective use in policy decisions, depends on both its correspondence with observed reality (the precision and accuracy of results) and the degree of participation and buy-in by the affected stakeholder communities. Science relies on the peer review process to combine these two elements and produce “credible” or believable results. But the peer-reviewed scientific literature is not generally accessible to policymakers and they must rely on second-hand judgements of credibility. They must also make judgements about the cost of achieving a level of credibility necessary to support policy decisions.

Here we assume that a peer review process has determined that the studies we include in our database are credible from the perspective of the scientific community. The second contributor to credibility – the relative precision and accuracy of the results – is thus the key variable. What does it cost to get the level of precision necessary to support a given policy decision? As Table 1 shows, that depends on the type of decision being supported, but also on the spatial scale and other details of the decision context.

Understanding the costs and benefits in choosing various methods and levels of precision is critical in making informed decisions. The costs may include personnel with varied expertise, time commitment, and potentially specialized data. Benefits include trade-offs in choosing methodologies, as they provide different levels of quality and precision

Table 1
The range of uses for ecosystem service values. From Costanza et al. (2014).

Use of Valuation	Appropriate values	Appropriate spatial scales	Precision Needed
Rising awareness and interest	Total values, macro aggregates	Regional to global	Low
National income and well-being accounts	Total values by sector and macro aggregate	National	Medium
Specific policy analysis	Changes by policy	Multiple depending on policy	Medium to high
Urban and regional land use planning	Changes by land use scenario	Regional	Low to medium
Payment for ecosystem services	Changes by actions due payment	Multiple depending on system	Medium to high
Full cost accounting	Total values by business, product, or activity and changes by business, product, or activity	Regional to global, given the scale of international corporations	Medium to high
Common asset trusts	Totals to assess capital and changes to assess income and loss	Regional to global	Medium

in the results.

Determining which method to use to value an ecosystem and its service depends on which service is being valued, the spatial and temporal extent of the ecosystem, what resources are available, and the required precision of the study. The required precision in a study is typically determined by the purpose of the study and the corresponding preciseness of its results (Table 1).

In this paper, we investigate the trade-offs between the costs of the study and the precision of the results to allow policymakers and practitioners to make more informed decisions about which ESV methods are most cost effective to employ for their needs.

2. Methods

Determining which ecosystem services valuation (ESV) method to use in a study requires an understanding of the costs and benefits associated with each method. Often, the costs and benefits of doing a study are not stated in the literature which describes the process and the results of the valuation. To determine some of the costs and benefits of these studies, we surveyed study authors about ESV methods to determine the trade-offs between them.

We performed a meta-analysis of the academic literature undertaking different ESV studies. The survey of study authors included questions about the perceived precision of the results, challenges encountered, data requirements, and uptake of study results in policy planning and decision-making. Survey results are reported only in aggregated form to ensure confidentiality.

We used Brander et al. (2018c) as a guide for which valuation methods and studies to assess. This list was also used by the Ecosystem Services Valuation Database (de Groot et al., 2020). The list was modified based on the valuation methods provided in the survey responses. The valuation methods assessed in this paper include:

Avoided Costs estimates the costs that would have been incurred in the absence of a service. For example, this method can be used to estimate the avoided flood and wind damages to properties during a cyclone due to coastal wetlands and the protection they provide (Costanza et al., 2008).

Choice modelling asks individuals their stated preferences (choices) for scenarios with different combinations of attributes, including ecosystem services and a monetized attribute, to estimate the value of an ecosystem (Morrison and Bennett, 2000).

Contingent valuation (willingness-to-pay) estimates an ES value by posing hypothetical scenarios that involve some valuation of alternatives (Tussupova et al., 2015). For example, how much are people willing to pay for increased preservation of beaches and shorelines.

Energy Analysis estimates the value of an ecosystem using biological productivity, assuming that the energy captured by an ecosystem can be converted into an economic value using a money-to-energy conversion factor (Costanza et al., 1989).

Group Valuation brings stakeholders together in a discourse-based process to discuss the value they attach to the ecosystem services. This methodology assumes that public decision-making should result, not from aggregation of separately measured individual preferences, but from open public debate to provide a societal willingness-to-pay for the ecosystem good or service (Farber et al., 2006).

Hedonic Pricing estimates the price an individual will pay for associated goods (Sander and Haight, 2012). For example, housing prices along the coastline tend to exceed the prices of inland homes. Some of this difference can be attributed to the proximity and view of the ocean or other ecosystem amenity.

Input-Output Modelling analyses the interdependencies between environmental and economic flows in a given context (Cordier et al., 2017). Environmentally extended input-output (EEIO) models, for example, analyse the flow of consumption inputs such as energy and resources and output residuals such as pollution and net effect on the whole system. This technique can produce “shadow prices” for

ecosystem services.

Life Satisfaction uses decreases in self-reported life satisfaction (LS) points (on a 1 to 10 scale) to estimate the tangible and intangible changes due to changes attributable to the value of ecosystem services. For example, flooding due to a lack of wetlands causes a decrease in LS, caused by both tangible damages, and intangible stress (Fernandez et al., 2019).

Marginal Product Estimation is the price that ecosystem goods or services users are willing to pay, or accept or avoid, an extra unit of ES (De Pellegrin Llorente et al., 2018). Marginal value of ecosystem goods and services becomes higher when the products are scarce and lower when the products are abundantly supplied.

Market Value/Price (Gross Revenue) directly obtains the prices for goods or services from the market (Kubiszewski et al., 2013b). This is mostly used for provisioning services like timber or food, which are the easiest of the ES to value with market values. However, the market value must be divided into the amount attributable to ES due to other inputs (like labour and capital).

Production Function estimates the production relationship between ES and final economic activity (National Research Council, 2005). For example, how do wetlands contribute to the production of fish, which are ultimately marketed?

Replacement Cost estimates how much it would cost to replace a specific ES with a human-made constructed alternative (Costanza et al., 2011). For example, nutrient cycling and waste treatment, which upstream forests do for free, can be replaced with engineered treatment systems. The cost of these treatment plants is an estimate of the value of the treatment service provided by the forest.

Simulation modelling uses systems dynamics models to simulate the complex relationships between ecosystem functions, services, and their contributions to wellbeing in comparison with other contributors to wellbeing (Boumans et al., 2002).

Travel Costs uses the expenses of travel to a recreation site to reflect the implied value of the recreation service. This method is often used to value the recreation areas that attract visitors by assuming that the value placed on that area must be at least what they were willing to pay to travel to it (Pendleton et al., 2011).

Value (Benefit) Transfer uses previously completed primary ESV studies to estimate the value of ecosystem services on another area (Johnston et al., 2015). The value being transferred can also be improved based on expert modification of the original value (Kubiszewski et al., 2013a) or by building statistical models of the relationship of ESV with a range of other variables.

3. Results

Combining the survey results with the study attributes table, we created a summary table which aggregates the studies using each of the methodologies listed above (Table 2).² We were able to utilize 56 valuation survey responses from study authors (questions in Appendix 1). The survey responses are summarized in Table 2, the 56 responses can be seen in full Appendix 2. Although 56 responses is a relatively small sample, it is sufficient to provide us with the ability to begin to assess the critical issues, costs, and advantages faced by researchers. Future research will expand the survey and provide more statistical power.

We asked study authors to rank the 'precision' of their results on a scale of 1 (very low) to 10 (very high). This admittedly subjective approach to ranking precision gave us at least a useful first approximation. We assume that the study authors are in the best position to understand the precision of their study's results. We recognize that these results are only the "perceived" precision as seen by the study authors,

² Disaggregated results are not being published due to a request of various survey respondents.

not an objective measure of precision. The subjectively assessed precision can depend on the resources used to perform the study, difficulty in doing the study, expertise in the valuation method, feedback following the release of the study, and other variables.

Table 3 shows regression results for costs and FTEs versus the perceived precision, respectively. The correlation between total costs and perceived precision was stronger (adjusted $R^2 = 0.31$) than the correlation between FTEs and precision (adjusted $R^2 = 0.29$). We also found that different methodologies potentially had a large range in the costs and FTEs required to perform a valuation study (Figs. 1 and 2). In short, as more time and money were spent on a valuation study, the authors perceived the precision as being greater.

We also ran a regression looking at costs versus FTEs to see how closely correlated these two independent variables were. We found that the adjusted R^2 was 0.49 (Table 3). Although the regressions we ran had a low sample size, all three regressions were statistically significant (Table 3). We intend to expand this sample in future research.

Another important characteristic of a valuation study is which, and how many, biomes and ecosystem services can be included when undertaking a specific valuation methodology. Fig. 3 shows the average number of biomes and ecosystem services included in each type of methodology.

For some of the valuation studies, the costs were extensive (Table 2 and Appendix 2). One of the questions asked in our survey was "Did you have a grant to do this valuation study? If so, from whom...?" The majority of studies received funding directly from a national government, most often the environmental, ecology, or natural resources division. However, some studies were also funded by the federal education division or state governments. A few were funded by independent entities including foundations or international NGOs.

Respondents were asked the questions: "Which specific expertise or training were used by people on the study?" and "List the kinds of data you needed to do this valuation study." Full responses to both questions can be found in Appendix 2. The expertise needed was primarily statistics, survey creation, modelling, and GIS. This data included both primary and secondary data, depending on the methodology used.

Another question asked: "Did the data cost you anything to acquire?" The majority of respondents indicated that there were no data costs associated. Those that responded that there were data costs indicated that they came in the form of survey design and implementation. Model development and other costs related to time and wages were also sometimes considered.

When the survey respondents were asked what "challenges you encountered in the process of doing the study?", the majority stated that they had difficulties around data collection. This included time constraints, lack of data, and environmental conditions like drought. Other challenges included coordination of, and communication with, participants in deliberation sessions or surveys. Adequate communication of results was also brought up in the responses. Full responses can be seen in Appendix 2.

For the survey question: "Were there any positive outcomes that resulted from this valuation study?", responses included informing policymakers of study outcomes, adjustments to economic decisions, influencing future academic studies, and no known positive outcomes. In terms of policy impacts, some studies had direct influence on local council policies and had direct on-the-ground policy implications, while other researchers briefed national ministers on study results. Other studies were used to adjust tourism and park entry fees and help motivate new park facilities. However, in most studies, the greatest impact was through increased awareness of ESV and on other academic research. Full responses can be seen in Appendix 2.

4. Discussion

Each of the valuation methods have trade-offs associated with them, with Croci et al. (2021) closely linking the choice of methodology to ESs

Table 2

The aggregated results of the costs and benefits of various valuation methods.

Valuation Method	Total # of studies	Average Spatial extent of studies in '000 ha	Average # of Biomes	Average # of Ecosystem Services	Average Cost in 2015 \$US (SD)	Average Full Time Equivalents (SD)	Average Perceived Precision (SD)	Studies Used
Avoided Costs	4	245,954	1	5	124,405 (88,810)	1.93 (2.72)	7.8 (1.26)	(Brander et al., 2018b), (Costanza et al., 2008), (Sandhu et al., 2008), (Waite et al., 2014)
Choice modelling	8	2422	2	7	80,256 (96,324)	1.12 (0.91)	7.8 (0.89)	(Brander et al., 2018a), (Czajkowski et al., 2016), (Failler et al., 2015), (Glenk and Martin-Ortega, 2018), (Schuhmann et al., 2017), (Liso et al., 2020; Owuor et al., 2019; Vermaat et al., 2016)
Contingent valuation	6	17,481	1	2	83,156 (68,991)	1.30 (0.73)	7.7 (1.86)	(Chen et al., 2013), (Farr et al., 2014), (Farr et al., 2016), (Jala and Nandagiri, 2015), (Loomis et al., 2000), (Stoeckl et al., 2010)
Energy Analysis	1	5666	1	4	4635	0.05	3.0	(Costanza et al., 1989)
Group Valuation	3	314	1	4	166,679 (151,570)	1.34 (1.25)	7.7 (0.58)	(Kenter et al., 2016), (Mavrommati et al., 2017), (Chen et al., In Review)
Hedonic Pricing	4	61	2	2	63,152 (40,695)	1.28 (0.49)	6.0 (0.82)	(Belcher and Chisholm, 2018), (Belcher et al., 2019), (Czembrowski and Kronenberg, 2016)
Input-Output Modelling	2	51,007,200	5	5	23,906 (5,524)	0.18 (0.11)	6.0 (2.83)	(Patterson, 2002), (Costanza and Neill, 1981)
Life Satisfaction	3	17,460	3	3	63,796 (3,872)	1.35 (0.21)	7.0 (1.41)	(Jarvis et al., 2017), (Fernandez et al., 2019)
Marginal Product Estimation	2	17,445	1	9	87,506 (29,659)	1.50 (0)	8.0 (0)	(Mustika et al., 2016), (Stoeckl et al., 2010)
Market Value/ Price (Gross Revenue)	6	43,112	1	4	43,537 (57,086)	0.84 (0.74)	7.2 (1.33)	(Melaku Canu et al., 2015), (Grabowski et al., 2012), (Stanley et al., 2013), (Sutton and Anderson, 2016), (Quoc Vo et al., 2015), (Porter et al., 2009)
Production Function	1	151	1	1	57,666	1.50	6.0	(Thi Tran et al., 2016)
Replacement Cost	5	400	1	3	51,553 (57,273)	1.00 (0.91)	7.2 (0.45)	(Wang et al., 2018), (Trégarot et al., 2017), (Huxham et al., 2015), (Hema and Indira, 2014), (Rumble et al., 2015)
Simulation modelling	2	3	1	4	65,966 (73,784)	0.43 (0.39)	7.0 (1.41)	(Higgins et al., 1997), (Taylor et al., 2018)
Travel cost	4	466	1	1	38,415 (46,195)	0.75 (0.42)	7.8 (1.89)	(Zella and Ngunyali, 2016), (Farr and Stoeckl, 2018), (Matthew et al., 2013), (Stoeckl and Mules, 2006)
Value (Benefit) Transfer	5	68,959	9	17	68,170 (76,047)	1.00 (1.26)	5.8 (2.59)	(Kubiszewski et al., 2013a), (Liu et al., 2010), (Seidl and Moraes, 2000), (Sutton and Peniche, 2019)
Total/Average	56	3,428,473	2	5	68,187	1	7	

Table 3

This table show the results of regression between costs and FTEs versus the perceived precision, as well as the results of costs versus FTEs.

Regression	Adjusted R ²	Prob > t
Costs vs Precision	0.31	0.0177
FTEs vs Precision	0.29	0.0221
Costs vs FTEs	0.49	0.0021

to be valued. For example, group valuation is expensive to do because it requires the organization of stakeholder workshops, and, on occasion, payments to the stakeholder for their participation. However, it also has a relatively high perceived precision. Group valuation is a good choice if time and money are available and community input, buy-in, and engagement are desirable. On the other hand, value (benefit) transfer has one of the lowest perceived precisions. It is, however, a relatively quick and inexpensive methodology to run, with the benefit that it can incorporate a large number of ecosystem services in multiple biomes. This allows for policymakers to get a good overview of the value of ecosystem services at low cost.

It is critical to remember that these valuation studies are not

mutually exclusive. Value transfer can be done quickly and inexpensively to determine an order of magnitude for the ESV. This can be followed up by a more time-consuming and expensive methodology that provides a more precise value based on which services are deemed most important.

We also recognize that this paper has a relatively small sample size, but the results we found are statistically significant (Table 3) and important in the decision-making process. We believe that as further research will confirm our general conclusions.

In this paper, we survey perceived precision. This is a very subjective assessment by the study author on how precise their results are. Incidentally there are two occurrences in our survey where two co-authors responded independently regarding the same study. One of these was for a hedonic pricing study, and the other for a life satisfaction study. For the hedonic pricing study, both authors estimated similar FTEs, but provided significantly different total cost estimates, one saying \$74,804 and the other \$31,746. For precision, they provided similar estimates or 6 and 7. In the case of the life satisfaction study, both co-authors provided similar (not exact) FTEs and total cost estimates, as well as similar precision estimates of 6 and 7.

When doing a ESV study, trade-offs are unavoidable. As Martín-

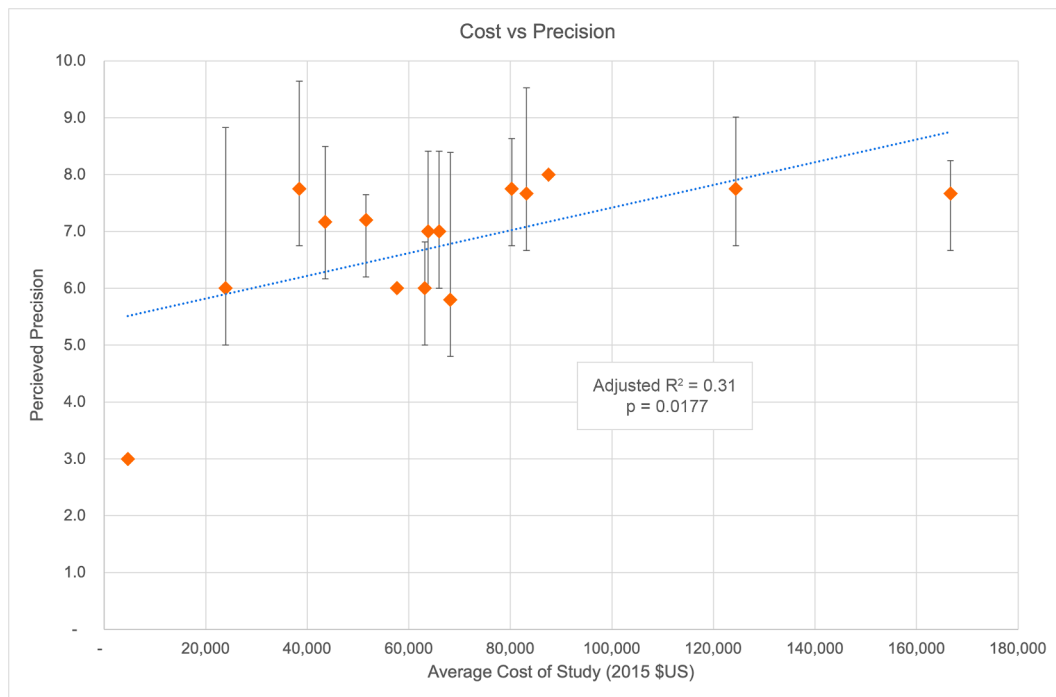


Fig. 1. Shows the average cost of the study in dollars versus the perceived precision.

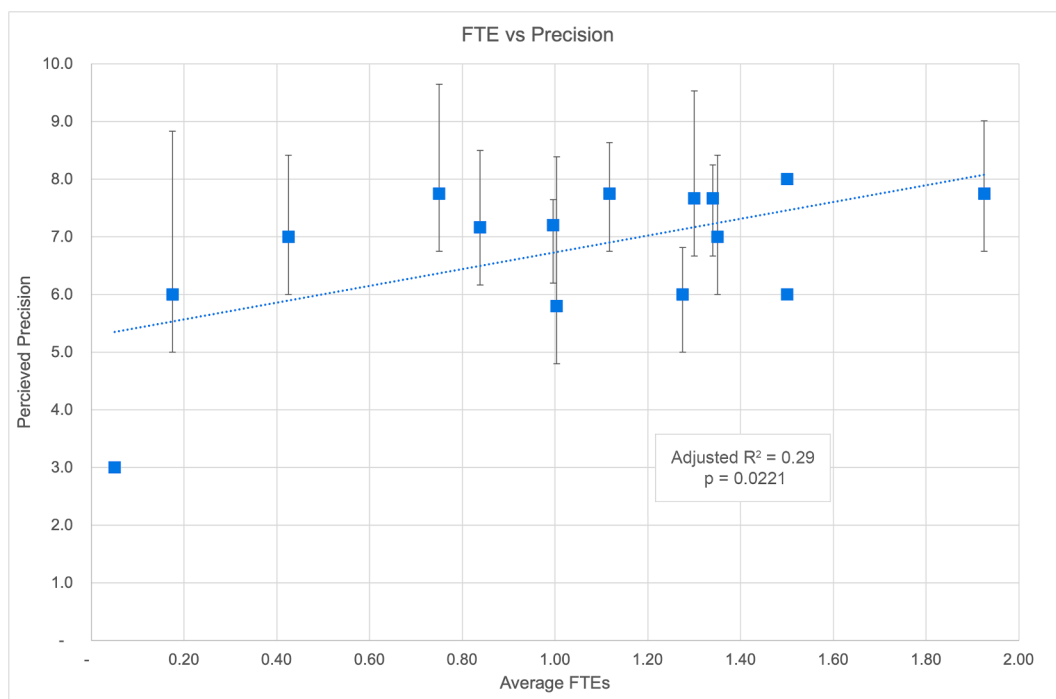


Fig. 2. Shows the average FTEs used to perform a study versus the perceived precision.

López et al. (2014) suggest, developing a comprehensive and integrated methodological framework for ecosystem services valuation remains a challenge, since different methods elicited different values based on the services being assessed. Understanding the needs and context of the study, and its potential uses, is critical in determining how to choose between these trade-offs. In certain circumstances, for swift policy decisions, one might need to sacrifice quality in favour of speed. If a deadline is not met, the study results may become irrelevant. However, this may reduce the credibility and legitimacy of the study. One solution

is to plan on a dynamic process in advance, versus striving to achieve short deadlines.

Survey respondents were overall positive about the impacts of their studies. They believed that most had a positive impact either on policy, academia, or the public. This impact was mostly seen through increased awareness. This awareness led to either further academic studies on similar topics or indirect policy intervention through communication with policymakers. Very few respondents believed that their studies had *direct* impact on policies.

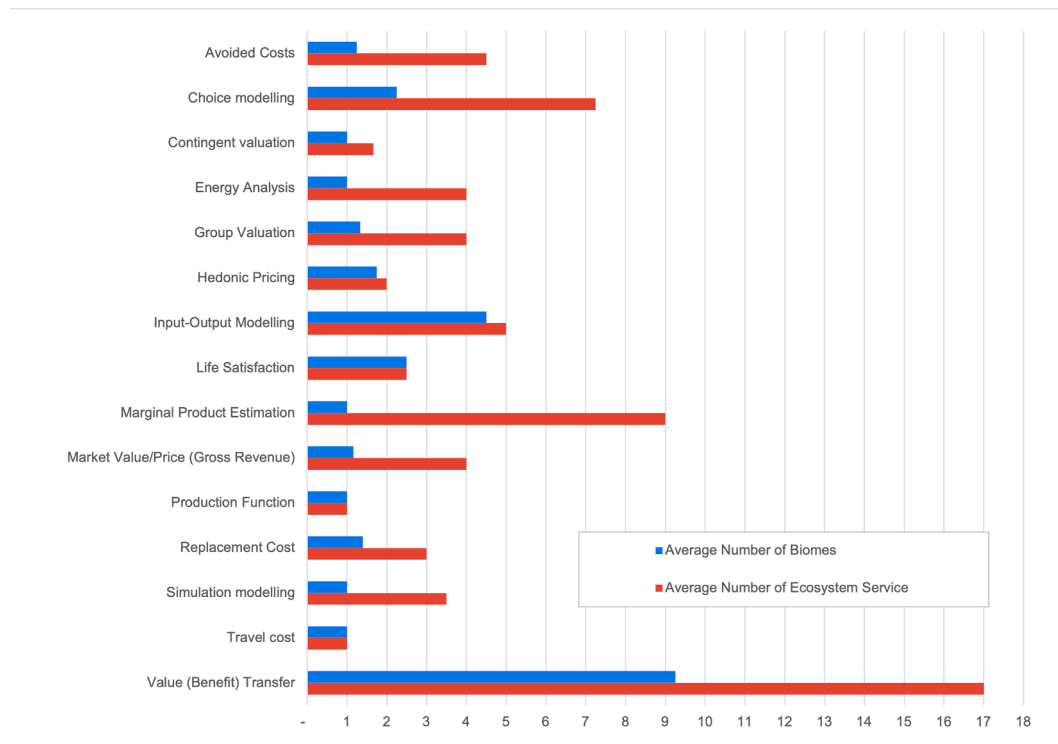


Fig. 3. Show the average number of biomes and ecosystem services that each type of study included.

However, Rogers et al. (2015) found that valuation studies had less impact than researchers believed. Publication of an academic paper is insufficient in creating impact, especially in policy, as information flows differently in the two spheres (Gibbons et al., 2008). Verbal communication and non-academic publications are critical for dissemination.

Whether an expensive or inexpensive valuation method is selected, ESV studies do require funding. The survey respondents indicated that funds most often came from government entities interested in the results of the studies. This increases the probability that results will be used by that government entity to inform their decisions. However, several of the studies did not receive any specific funding, but were done out of interest and to further academic knowledge.

5. Conclusion

There is an urgent need to bridge the gap between science and policy (Brundtland, 1997; Turnhout et al., 2008). However, this gap is more complex than a linear one-way process. It requires the establishment of a two-way relationship between the different actors in the policy process (van Kerkhoff and Lebel, 2006; Löwbrand, 2011). This argues for the joint construction of knowledge which will increase the time and funds required, but will also increase perceived precision, as well as relevance and legitimacy (van den Hove, 2007).

However, these kinds of relationships are often made more difficult by entrenched professional cultures, dysfunctional institutional incentive structures, and perverse reward systems (Myers, 2001). Often, in academia, synthesis and on-the-ground application of knowledge may be seen as not very important for advancing academic careers (Jacobson et al., 2004). This culture has hindered communication and implementation of research.

Overcoming these barriers will require moving beyond the constraints of academia and establishing relationships with decisionmakers and the public as critical collaborators. Creating an understanding around the valuation processes might be an initial step in reducing some of the uncertainties around ecosystem service valuation. Clearly outlining the trade-offs of these valuation techniques can provide a

roadmap to guide their co-production and implementation.

Declaration of Competing Interest

The authors declare that they have no known competing financial interests or personal relationships that could have appeared to influence the work reported in this paper.

Acknowledgements

This research was undertaken in collaboration with the Economics of Land Degradation Initiative (ELD), a project hosted by Deutsche Gesellschaft für Internationale Zusammenarbeit (GIZ) GmbH (German Federal Enterprise for International Cooperation). We thank our supporting institutions and four anonymous reviewers for their helpful feedback on this manuscript.

Appendix A. Supplementary data

Supplementary data to this article can be found online at <https://doi.org/10.1016/j.ecolind.2022.108551>.

References

- Avishek, K., Yu, X., Liu, J., 2012. Ecosystem management in Asia Pacific: Bridging science-policy gap. *Environmental Development* 3, 77–90.
- Belcher, R.N., Chisholm, R.A., 2018. Tropical Vegetation and Residential Property Value: A Hedonic Pricing Analysis in Singapore. *Ecological Economics* 149, 149–159.
- Belcher, R.N., Suen, E., Menz, S., Schroepfer, T., 2019. Shared landscapes increase condominium unit selling price in a high-density city. *Landscape and Urban Planning* 192, 103644. <https://doi.org/10.1016/j.landurbplan.2019.103644>.
- Boumans, R., Costanza, R., Farley, J., Wilson, M.A., Portela, R., Rotmans, J., Villa, F., Grasso, M., 2002. Modeling the dynamics of the integrated earth system and the value of global ecosystem services using the GUMBO model. *Ecological Economics* 41 (3), 529–560.
- Brander, L., Tai, B., Crossman, N., Hong Yeo, B., 2018a. Natural Capital Valuation using primary data research methods in Boleh. Sarawak Heart of Borneo Project, WWF-Malaysia, Kuala Lumpur.
- Brander, L.M., Tankha, S., Sovann, C., Sanadiradze, G., Zazanashvili, N., Kharazishvili, D., Memiadze, N., Osepeashvili, I., Beruchashvili, G., Arobelidze, N.,

- 2018b. Mapping the economic value of landslide regulation by forests. *Ecosystem Services* 32, 101–109.
- Brander, L.M., van Beukering, P., Balzan, M., Broekx, S., Liekens, I., Marta-Pedroso, C., Szkop, Z., Vause, J., Maes, J., Santos-Martin, F., Potschin-Young, M., 2018c. Report on economic mapping and assessment methods for ecosystem services. EU Horizon 2020 ESMERALDA Project.
- G.H. Brundtland The scientific underpinning of policy *Science* 277 5325 1997 457 457.
- Cash, D.W., Clark, W.C., Alcock, F., Dickson, N.M., Eckley, N., Guston, D.H., Jäger, J., Mitchell, R.B., 2003. Knowledge systems for sustainable development. *Proceedings of the National Academy of Sciences* 100 (14), 8086–8091.
- Chen, H., Zhang, T., Wu, L., In Review. Use value of protected areas' cultural services to local people: a case study on the Fanjingshan National Nature Reserve, China. *Ecosystem Services*.
- Chen, J.-L., Chuang, C.-T., Jan, R.-Q., Liu, L.-C., Jan, M.-S., 2013. Recreational Benefits of Ecosystem Services on and around Artificial Reefs: A Case Study in Penghu, Taiwan. *Ocean & Coastal Management* 85, 58–64.
- Cook, C.N., Mascia, M.B., Schwartz, M.W., Possingham, H.P., Fuller, R.A., 2013. Achieving Conservation Science that Bridges the Knowledge-Action Boundary. *Conservation Biology* 27 (4), 669–678.
- Cordier, M., Uehara, T., Weih, J., Hamaide, B., 2017. An Input-output Economic Model Integrated Within a System Dynamics Ecological Model: Feedback Loop Methodology Applied to Fish Nursery Restoration. *Ecological Economics* 140, 46–57.
- Costanza, R., 2020. Valuing natural capital and ecosystem services toward the goals of efficiency, fairness, and sustainability. *Ecosystem Services* 43, 101096. <https://doi.org/10.1016/j.ecoser.2020.101096>.
- Costanza, R., de Groot, R., Braat, L., Kubiszewski, I., Fioramonti, L., Sutton, P., Farber, S., Grasso, M., 2017. Twenty years of ecosystem services: How far have we come and how far do we still need to go? *Ecosystem Services* 28, 1–16.
- Costanza, R., de Groot, R., Sutton, P., van der Ploeg, S., Anderson, S.J., Kubiszewski, I., Farber, S., Turner, R.K., 2014. Changes in the global value of ecosystem services. *Global Environmental Change* 26, 152–158.
- Costanza, R., Farber, S.C., Maxwell, J., 1989. Valuation and management of wetland ecosystems. *Ecological Economics* 1 (4), 335–361.
- Costanza, R., Kubiszewski, I., Ervin, D., Bluffstone, R., Boyd, J., Brown, D., Chang, H., Dujon, V., Graneck, E., Polasky, S., Shandas, V., Yeakley, A., 2011. Valuing ecological systems and services. *F1000 Biology Reports* 3.
- Costanza, R., Neill, C., 1981. The energy embodied in the products of the biosphere. In: Mitsch, W.J., Bosserman, R.W., Klopatek, J.M. (Eds.), *Energy and Ecological Modeling*. Elsevier Scientific, New York, pp. 745–755.
- Costanza, R., Pérez-Maqueo, O., Martínez, M.L., Sutton, P., Anderson, S.J., Mulder, K., 2008. The value of coastal wetlands for hurricane protection. *Ambio* 37 (4), 241–248.
- Croci, E., Lucchitta, B., Penati, T., 2021. Valuing Ecosystem Services at the Urban Level: A Critical Review. *Sustainability* 13 (3), 1129. <https://doi.org/10.3390/su13031129>.
- Czajkowski, M., Hanley, N., LaRiviere, J., 2016. Controlling for the Effects of Information in a Public Goods Discrete Choice Model. *Environ Resource Econ* 63 (3), 523–544.
- Czembrowski, P., Kronenberg, J., 2016. Hedonic pricing and different urban green space types and sizes: Insights into the discussion on valuing ecosystem services. *Landscape and Urban Planning* 146, 11–19.
- de Groot, R., Brander, L., Solomonides, S., 2020. Update of global ecosystem service valuation database (ESVD). Defra, UK, Wageningen.
- de Groot, R., Brander, L., van der Ploeg, S., Costanza, R., Bernard, F., Braat, L., Christie, M., Crossman, N., Ghermandi, A., Hein, L., Hussain, S., Kumar, P., McVittie, A., Portela, R., Rodriguez, L.C., ten Brink, P., van Beukering, P., 2012. Global estimates of the value of ecosystems and their services in monetary units. *Ecosystem Services* 1 (1), 50–61.
- De Pellegrin Llorente, I., Hoganson, H., Windmuller-Campione, M., Miller, S., 2018. Using a Marginal Value Approach to Integrate Ecological and Economic Objectives across the Minnesota Landscape. *Forests* 9 (7), 434. <https://doi.org/10.3390/f9070434>.
- Failler, P., Pêtre, É., Binet, T., Maréchal, J.-P., 2015. Valuation of marine and coastal ecosystem services as a tool for conservation: The case of Martinique in the Caribbean. *Ecosystem Services* 11, 67–75.
- Farber, STEPHEN, Costanza, ROBERT, Childers, D.L., Erickson, JON, Gross, KATHERINE, Grove, MORGAN, Hopkinson, C.S., Kahn, JAMES, Pincetl, STEPHANIE, Troy, AUSTIN, Warren, PAIGE, Wilson, MATTHEW, 2006. Linking ecology and economics for ecosystem management. *Bioscience* 56 (2), 121. [https://doi.org/10.1641/0006-3568\(2006\)056\[0121:LEAEFE\]2.0.CO;2](https://doi.org/10.1641/0006-3568(2006)056[0121:LEAEFE]2.0.CO;2).
- Farr, M., Stoeckl, N., 2018. Overoptimism and the undervaluation of ecosystem services: A case-study of recreational fishing in Townsville, adjacent to the Great Barrier Reef. *Ecosystem Services* 31, 433–444.
- Farr, M., Stoeckl, N., Alam Beg, R., 2014. The non-consumptive (tourism) 'value' of marine species in the Northern section of the Great Barrier Reef. *Marine Policy* 43, 89–103.
- Farr, M., Stoeckl, N., Esparon, M., Larson, S., Jarvis, D., 2016. The Importance of Water Clarity to Great Barrier Reef Tourists and Their Willingness to Pay to Improve it. *Tourism Economics* 22 (2), 331–352.
- Fernandez, C.J., Stoeckl, N., Welters, R., 2019. The cost of doing nothing in the face of climate change: a case study, using the life satisfaction approach to value the tangible and intangible costs of flooding in the Philippines. *Climate and Development* 11 (9), 825–838.
- Fisher, B., Turner, K., Zylstra, M., Brouwer, R., Groot, R.d., Farber, S., Ferraro, P., Green, R., Hadley, D., Harlow, J., Jefferiss, P., Kirkby, C., Morling, P., Mowatt, S., Naidoo, R., Paavola, J., Strassburg, B., Yu, D., Balmford, A., 2008. Ecosystem services and economic theory: integration for policy-relevant research. *Ecological Applications* 18 (8), 2050–2067.
- Gibbons, P., Zammit, C., Youngentob, K., Possingham, H.P., Lindenmayer, D.B., Bekessy, S., Burgman, M., Colyvan, M., Considine, M., Felton, A., Hobbs, R.J., Hurley, K., McAlpine, C., McCarthy, M.A., Moore, J., Robinson, D., Salt, D., Wintle, B., 2008. Some practical suggestions for improving engagement between researchers and policy-makers in natural resource management. *Ecological Management & Restoration* 9 (3), 182–186.
- Glenk, K., Martin-Ortega, J., 2018. The economics of peatland restoration. *Journal of Environmental Economics and Policy* 7 (4), 345–362.
- Grabowski, J.H., Brumbaugh, R.D., Conrad, R.F., Keeler, A.G., Opaluch, J.J., Peterson, C. H., Piehler, M.F., Powers, S.P., Smyth, A.R., 2012. Economic Valuation of Ecosystem Services Provided by Oyster Reefs. *BioScience* 62 (10), 900–909.
- Hema, M., Indira, D.P., 2014. Mangroves and dependent communities: dynamics. *Journal of Tropical Agriculture* 52.
- Higgins, S.I., Turpie, J.K., Costanza, R., Cowling, R.M., Le Maitre, D.C., Marais, C., Midgley, G.F., 1997. An ecological economic simulation model of mountain fynbos ecosystems – Dynamics, valuation and management. *Ecological Economics* 22 (2), 155–169.
- Huxham, M., Emerton, L., Kairo, J., Munyi, F., Abdurizak, H., Muriuki, T., Nunan, F., Briars, R.A., 2015. Applying Climate Compatible Development and economic valuation to coastal management: A case study of Kenya's mangrove forests. *Journal of Environmental Management* 157, 168–181.
- Jacobson, N., Butterill, D., Goering, P., 2004. Organizational Factors that Influence University-Based Researchers' Engagement in Knowledge Transfer Activities. *Science Communication* 25 (3), 246–259.
- Jala, Nadagiri, L., 2015. Evaluation of Economic Value of Pilikula Lake Using Travel Cost and Contingent Valuation Methods. *Aquatic Procedia* 4, 1315–1321.
- Jarvis, D., Stoeckl, N., Liu, H.-B., 2017. New methods for valuing, and for identifying spatial variations, in cultural services: A case study of the Great Barrier Reef. *Ecosystem Services* 24, 58–67.
- Johnston, R.J., Rolfe, J., Rosenberger, R.S., Brouwer, R., 2015. Benefit transfer of environmental and resource values. The economics of non-market goods and resources 14.
- Kenter, J.O., Jobstvogt, N., Watson, V., Irvine, K.N., Christie, M., Bryce, R., 2016. The impact of information, value-deliberation and group-based decision-making on values for ecosystem services. In: Part, B. (Ed.), *Integrating deliberative monetary valuation and storytelling*. *Ecosystem Services* 21, pp. 270–290.
- van Kerkhoff, L., Lebel, L., 2006. Linking Knowledge and Action for Sustainable Development. *Annual Review of Environment and Resources* 31 (1), 445–477.
- Kubiszewski, I., Costanza, R., Dorji, L., Thoenes, P., Tshering, K., 2013a. An Initial Estimate of the Value of Ecosystem Services in Bhutan. *Ecosystem Services* 3, e11–e21.
- Kubiszewski, I., Costanza, R., Paquet, P., Halimi, S., 2013b. Hydropower development in the lower Mekong basin: alternative approaches to deal with uncertainty. *Reg Environ Change* 13 (1), 3–15.
- Liu, S., Costanza, R., Troy, A., D'Aagostino, J., Mates, W., 2010. Valuing New Jersey's ecosystem services and natural capital: a spatially explicit benefit transfer approach. *Environmental Management* 45 (6), 1271–1285.
- Iliso, B., Pascual, U., Engel, S., Mariel, P., 2020. Payments for ecosystem services or collective stewardship of Mother Earth? Applying deliberative valuation in an indigenous community in Colombia. *Ecological Economics* 169, 106499. <https://doi.org/10.1016/j.ecolecon.2019.106499>.
- Loomis, J., Kent, P., Strange, L., Fausch, K., Covich, A., 2000. Measuring the total economic value of restoring ecosystem services in an impaired river basin: results from a contingent valuation survey. *Ecological Economics* 33 (1), 103–117.
- Lövbrand, E., 2011. Co-producing European climate science and policy: a cautionary note on the making of useful knowledge. *Science and Public Policy* 38 (3), 225–236.
- Marre, J.-B., Thébaud, O., Pascoe, S., Jennings, S., Boncoeur, J., Coglan, L., 2016. Is economic valuation of ecosystem services useful to decision-makers? Lessons learned from Australian coastal and marine management. *Journal of Environmental Management* 178, 52–62.
- Martín-López, B., Gómez-Baggethun, E., García-Llorente, M., Montes, C., 2014. Trade-offs across value-domains in ecosystem services assessment. *Ecological Indicators* 37, 220–228.
- Matthew, N.K., Ahmad, S., Ramachandran, S., Syamsul, H., 2013. Demand model of international visitors to the Kilim Karst Geoforest Park, Langkawi: application of ITCM model. *Journal of Applied Economics and Business* 1, 51–66.
- Mavrommati, G., Borsuk, M.E., Howarth, R.B., 2017. A novel deliberative multicriteria evaluation approach to ecosystem service valuation. *Ecology and Society* 22.
- McKenzie, E., Posner, S., Tillmann, P., Bernhardt, J.R., Howard, K., Rosenthal, A., 2014. Understanding the Use of Ecosystem Service Knowledge in Decision Making: Lessons from International Experiences of Spatial Planning. *Environment and Planning C: Government and Policy* 32 (2), 320–340.
- Melaku Canu, D., Ghermandi, A., Nunes, P.A.L.D., Lazzari, P., Cossarini, G., Solidoro, C., 2015. Estimating the value of carbon sequestration ecosystem services in the Mediterranean Sea: An ecological economics approach. *Global Environmental Change* 32, 87–95.
- Millennium Ecosystem Assessment (MEA), 2005. *Ecosystems and Human Well-Being: Synthesis*. Island Press.
- Morrison, M., Bennett, J., 2000. Choice Modelling, Non-Use Values and Benefit Transfer. *Economic Analysis and Policy* 30 (1), 13–32.
- Mustika, P.L.K., Stoeckl, N., Farr, M., 2016. The potential implications of environmental deterioration on business and non-business visitor expenditures in a natural setting: A case study of Australia's Great Barrier Reef. *Tourism Economics* 22 (3), 484–504.

- Muthee, K.W., Mbow, C., Macharia, G.M., Leal-Filho, W., 2018. Ecosystem services in adaptation projects in West Africa. *International Journal of Climate Change Strategies and Management* 10 (4), 533–550.
- Myers, N., 2001. *Perverse subsidies: how tax dollars can undercut the environment and the economy*. Island Press.
- National Research Council, 2005. *Valuing Ecosystem Services: Toward Better Environmental Decision-Making*. The National Academies Press, Washington, DC.
- Nurse-Bray, M.J., Vince, J., Scott, M., Haward, M., O'Toole, K., Smith, T., Harvey, N., Clarke, B., 2014. Science into policy? Discourse, coastal management and knowledge. *Environmental Science & Policy* 38, 107–119.
- Owuor, M.A., Mulwa, R., Otieno, P., Icely, J., Newton, A., 2019. Valuing mangrove biodiversity and ecosystem services: A deliberative choice experiment in Mida Creek, Kenya. *Ecosystem Services* 40, 101040. <https://doi.org/10.1016/j.ecoser.2019.101040>.
- Patterson, M.G., 2002. Ecological production based pricing of biosphere processes. *Ecological Economics* 41 (3), 457–478.
- Pendleton, L., King, P., Mohn, C., Webster, D.G., Vaughn, R., Adams, P.N., 2011. Estimating the potential economic impacts of climate change on Southern California beaches. *Climatic Change* 109 (S1), 277–298.
- Porter, J., Costanza, R., Sandhu, H., Sigsgaard, L., Wratten, S., 2009. The Value of Producing Food, Energy, and Ecosystem Services within an Agro-Ecosystem. *AMBIO: A Journal of the Human Environment* 38 (4), 186–193.
- Posner, S.M., McKenzie, E., Ricketts, T.H., 2016. Policy impacts of ecosystem services knowledge. *Proceedings of the National Academy of Sciences* 113 (7), 1760–1765.
- Quoc Vo, T., Kuenzer, C., Oppelt, N., 2015. How remote sensing supports mangrove ecosystem service valuation: A case study in Ca Mau province, Vietnam. *Ecosystem Services* 14, 67–75.
- Rogers, A.A., Kragt, M.E., Gibson, F.L., Burton, M.P., Petersen, E.H., Pannell, D.J., 2015. Non-market valuation: usage and impacts in environmental policy and management in Australia. *Australian Journal of Agricultural and Resource Economics* 59 (1), 1–15.
- Rumble, H., Rogers, K., Doick, K., Hutchings, T., 2015. *Valuing Wrexham's Urban Forest: Assessing the Ecosystem Services of Wrexham's Urban Trees: A Technical Report*. Research Agency of the Forestry Commission.
- Sander, H.A., Haight, R.G., 2012. Estimating the economic value of cultural ecosystem services in an urbanizing area using hedonic pricing. *Journal of Environmental Management* 113, 194–205.
- Sandhu, H.S., Wratten, S.D., Cullen, R., Case, B., 2008. The future of farming: The value of ecosystem services in conventional and organic arable land. An experimental approach. *Ecological Economics* 64 (4), 835–848.
- Sarkki, S., Niemela, J., Tinch, R., van den Hove, S., Watt, A., Young, J., 2014. Balancing credibility, relevance and legitimacy: A critical assessment of trade-offs in science-policy interfaces. *Science and Public Policy* 41 (2), 194–206.
- Schuhmann, P., Skeete, R., Waite, R., 2017. *The Economic Importance of Coastal and Marine Resources to Tourism in Barbados*. Caribbean Tourism Organization.
- Seidl, A.F., Moraes, A.S., 2000. Global valuation of ecosystem services: application to the Pantanal da Nhecolândia, Brazil. *Ecological Economics* 33 (1), 1–6.
- Stanley, D.A., Gunning, D., Stout, J.C., 2013. Pollinators and pollination of oilseed rape crops (*Brassica napus* L.) in Ireland: ecological and economic incentives for pollinator conservation. *Journal of Insect Conservation* 17 (6), 1181–1189.
- Stoeckl, N., Birtles, A., Farr, M., Mangott, A., Curnock, M., Valentine, P., 2010. Live-Aboard Dive Boats in the Great Barrier Reef: Regional Economic Impact and the Relative Values of Their Target Marine Species. *Tourism Economics* 16 (4), 995–1018.
- Stoeckl, N., Mules, T., 2006. A Travel Cost Analysis of the Australian Alps. *Tourism Economics* 12 (4), 495–518.
- Sutton, P.C., Anderson, S.J., 2016. Holistic valuation of urban ecosystem services in New York City's Central Park. *Ecosystem Services* 19, 87–91.
- Sutton, P.C., Anderson, S.J., Costanza, R., Kubiszewski, I., 2016. The ecological economics of land degradation: impacts on ecosystem service values. *Ecological Economics* 129, 182–192.
- Sutton, P.C., Peniche, S., 2019. *Ecosystem Services Valuation of Mesoamerica and the Caribbean*. University of Denver, Mexico City.
- Taylor, M.D., Gaston, T.F., Raouf, V., 2018. The economic value of fisheries harvest supported by saltmarsh and mangrove productivity in two Australian estuaries. *Ecological Indicators* 84, 701–709.
- Thi Tran, L., Stoeckl, N., Esparon, M., Jarvis, D., 2016. If climate change means more intense and more frequent drought, what will that mean for agricultural production? A case study in Northern Australia. *Australasian Journal of Environmental Management* 23 (3), 281–297.
- Tisdell, C.A., Xue, D., 2013. *Managing Ecosystem Services for Human Benefit: Economic and Environmental Policy Challenges*, Economics. University of Queensland, Brisbane, Ecology and the Environment.
- Trégarot, E., Failler, P., Maréchal, J.-P., 2017. Evaluation of coastal and marine ecosystem services of Mayotte: Indirect use values of coral reefs and associated ecosystems. *International Journal of Biodiversity Science, Ecosystem Services & Management* 13 (3), 19–34.
- Turnhout, E., Hisschemöller, M., Eijssackers, H., 2008. Science in Wadden Sea policy: from accommodation to advocacy. *Environmental Science & Policy* 11 (3), 227–239.
- Tussupova, K., Berndtsson, R., Bramryd, T., Beisenova, R., 2015. Investigating Willingness to Pay to Improve Water Supply Services: Application of Contingent Valuation Method. *Water* 7 (12), 3024–3039.
- van den Hove, S., 2007. A rationale for science-policy interfaces. *Futures* 39 (7), 807–826.
- Vermaat, J.E., Wagtendonk, A.J., Brouwer, R., Sheremet, O., Ansink, E., Brockhoff, T., Plug, M., Hellsten, S., Aroviita, J., Tylec, L., Gielczewski, M., Kohut, L., Brabec, K., Haverkamp, J., Poppe, M., Böck, K., Coerssen, M., Segersten, J., Hering, D., 2016. Assessing the societal benefits of river restoration using the ecosystem services approach. *Hydrobiologia* 769 (1), 121–135.
- Waite, R., Burke, L., Gray, E., 2014. *Coastal Capital: Ecosystem Valuation for Decision Making in the Caribbean*. World Resources Institute, Washington, DC.
- Waite, R., Kushner, B., Jungwiwattanaporn, M., Gray, E., Burke, L., 2015. Use of coastal economic valuation in decision making in the Caribbean: Enabling conditions and lessons learned. *Ecosystem Services* 11, 45–55.
- Wang, M., Cao, W., Jiang, C., Yan, Y., Guan, Q., 2018. Potential ecosystem service values of mangrove forests in southeastern China using high-resolution satellite data. *Estuarine, Coastal and Shelf Science* 209, 30–40.
- Zella, A.Y., Ngonyali, R.H., 2016. Economic valuation of recreation use value of Kilimanjaro National Park, Tanzania. *Journal of Ecosystem & Ecography* 6, 2.