

Journal Pre-proofs

Review

Psychiatric disorders as risk factors for type 2 diabetes: an umbrella review of systematic reviews with and without meta-analyses

Nanna Lindekilde, Femke Rutters, Jan Erik Henriksen, Mathias Lasgaard, Miranda T. Schram, Katrine Hass Rubin, Mika Kivimäki, Giesje Nefs, Frans Pouwer

PII: S0168-8227(21)00214-X
DOI: <https://doi.org/10.1016/j.diabres.2021.108855>
Reference: DIAB 108855


To appear in: *Diabetes Research and Clinical Practice*

Received Date: 12 February 2021
Revised Date: 19 April 2021
Accepted Date: 4 May 2021

Please cite this article as: N. Lindekilde, F. Rutters, J. Erik Henriksen, M. Lasgaard, M.T. Schram, K. Hass Rubin, M. Kivimäki, G. Nefs, F. Pouwer, Psychiatric disorders as risk factors for type 2 diabetes: an umbrella review of systematic reviews with and without meta-analyses, *Diabetes Research and Clinical Practice* (2021), doi: <https://doi.org/10.1016/j.diabres.2021.108855>

This is a PDF file of an article that has undergone enhancements after acceptance, such as the addition of a cover page and metadata, and formatting for readability, but it is not yet the definitive version of record. This version will undergo additional copyediting, typesetting and review before it is published in its final form, but we are providing this version to give early visibility of the article. Please note that, during the production process, errors may be discovered which could affect the content, and all legal disclaimers that apply to the journal pertain.

© 2021 Published by Elsevier B.V.



Psychiatric disorders as risk factors for type 2 diabetes: an umbrella review of systematic reviews with and without meta-analyses

Nanna Lindekilde, MSc ^a

Femke Rutters, PhD ^b

Jan Erik Henriksen, PhD ^c

Mathias Lasgaard, PhD ^d

Miranda T. Schram, PhD ^e

Katrine Hass Rubin, PhD ^f

Mika Kivimäki, PhD ^{g,h}

Giesje Nefs, PhD ^{i,j,k}

Frans Pouwer, PhD ^{a,c,l}

a Department of Psychology, University of Southern Denmark, Odense, Denmark.

b Department Epidemiology and Biostatistics, Amsterdam Public Health Institute, Amsterdam UMC, location VUMC, Amsterdam, The Netherlands.

c STENO Diabetes Centre Odense, Odense University Hospital, Odense, Denmark.

d DEFACTUM - Public Health and Health Services Research, Central Denmark Region, Aarhus, Denmark.

e Department of Internal Medicine, CARIM School for Cardiovascular Diseases, MHeNs School for Mental Health and Neuroscience, Maastricht University, Maastricht, The Netherlands.

f OPEN - Open Patient data Explorative Network, Department of Clinical Research, University of Southern Denmark and Odense University Hospital, Odense, Denmark.

g Department of Epidemiology and Public Health, University of College London, London, United Kingdom.

h Clinicum, Faculty of Medicine, University of Helsinki, Helsinki, Finland

i Department of Medical and Clinical Psychology, Center of Research on Psychological and Somatic disorders (CoRPS), Tilburg University, Tilburg, The Netherlands.

j Diabeter, National treatment and research center for children, adolescents and young adults with type 1 diabetes, Rotterdam, The Netherlands.

k Radboud university medical center, Radboud Institute for Health Sciences, Department of Medical Psychology, Nijmegen, The Netherlands.

l School of Psychology, Deakin University, Geelong, Australia.

Corresponding author: Nanna Lindekilde, Department of Psychology, University of Southern Denmark, Odense, Denmark. E-mail: nlindekilde@health.sdu.dk. Address: Campusvej 55, 5230 Odense M, Denmark

E-mails: Nanna Lindekilde nlindekilde@health.sdu.dk ; Femke Rutters

f.rutters@amsterdamumc.nl ; Jan Erik Henriksen jeh@rsyd.dk ; Mathias Lasgaard

Mathias.Lasgaard@stab.rm.dk ; Miranda Schram m.schram@maastrichtuniversity.nl ; Katrine Hass

Rubin krubin@health.sdu.dk ; Mika Kivimäki m.kivimaki@ucl.ac.uk ; Giesje Nefs

Giesje.Nefs@radboudumc.nl ; Frans Pouwer fpouwer@health.sdu.dk

Word count: 3,770 words (*main text*)

Abstract

Having a psychiatric disorder may increase the risk of developing type 2 diabetes [T2D] and this umbrella review aims to determine whether people with a psychiatric disorder have an increased risk of developing T2D and to investigate potential underlying mechanisms. A literature search was performed to identify systematic reviews of longitudinal studies investigating different psychiatric disorders as risk factors for incident T2D in humans (≥ 18 years). A total of 8,612 abstracts were identified, 180 full-text articles were read, and 25 systematic reviews were included. Six categories of psychiatric disorders were identified. Except for eating disorders, all psychiatric disorders were associated with increased risk of incident T2D ranging from RR = 1.18 [95% CI 1.12-1.24] to RR = 1.60 [95% CI 1.37-1.88] for depression; from RR = 1.27 [95% CI 1.19-1.35] to OR = 1.50 [95% CI 1.08-2.10] for use of antidepressant medication; from OR = 1.93 [1.37-2.73] to OR = 1.94 [1.34-2.80] for use of antipsychotic medication; from RR = 1.55 [95% CI 1.21-1.99] to RR = 1.74 [95% CI 1.30-2.34] for insomnia, and finally showed OR = 1.47 [95% CI 1.23-1.75] for anxiety disorders. Plausible underlying mechanisms were discussed, but in most reviews corrections for mechanisms did not explain the association. Notable, only 16% of the systematic reviews had a high methodological quality.

Keywords

Psychiatric disorders , type 2 diabetes , umbrella review , mental illness , diabetes mellitus

Introduction

A large number of risk factors may play a role in the epidemic of type 2 diabetes, ranging from biological characteristics (e.g. genetic disposition and obesity) and health-related behaviors (e.g. physical inactivity) to environmental factors (e.g. neighborhood deprivation) [1]. In addition, an increasing number of systematic reviews [2-6] suggest that psychiatric disorders may contribute to the development of type 2 diabetes. However, due to heterogeneity in study designs of the included primary studies and variance in the methodological quality of the systematic reviews, a standardized, pre-registered overview with comprehensive quality assessment is needed.

Several behavioral and biological mechanisms could link psychiatric disorders with the development of type 2 diabetes. People with a psychiatric disorder more frequently appear to display adverse health behaviors, such as physical inactivity, smoking, and high-risk alcohol consumption than those without such disorders [7, 8]. Medications that are used to treat psychiatric disorders may have metabolic side-effects, such as weight gain, that increase the risk of type 2 diabetes [9, 10]. Biological changes, such as an increased stress response activating the nervous system, and release of epinephrine and norepinephrine, could also increase the risk of type 2 diabetes [11-15]. Furthermore, shared genotypes could explain the association [16, 17].

The main objective of this umbrella review is to determine to what extent people with a psychiatric disorder have an increased risk of developing type 2 diabetes compared with a reference group without psychiatric disorder. Furthermore, we review evidence on underlying mechanisms.

Methods

Search strategy and selection criteria

An umbrella review, in essence is a systematic review of systematic reviews, by systematically collecting and evaluating existing summary information [18, 19]. This umbrella review was conducted according to PRISMA guidelines and followed an a priori defined protocol [20] as pre-registered in PROSPERO (registration no: CRD42018096362). The protocol can be found here, however in short:

Four electronic databases (PubMed, Embase, PsycINFO, and the Cochrane Database of Systematic Reviews) were searched from inception to the 23rd of March 2021. A comprehensive search strategy covered the following three domains: psychiatric disorders, diabetes, systematic review (Supplementary file 1). No date or language restrictions were used.

We set the following five inclusion criteria:

- 1) A systematic review with or without a meta-analysis, describing both a systematic search string and eligibility criteria.
- 2) The review described longitudinal studies in adult humans (≥ 18 years).
- 3) Type 2 diabetes was included as an outcome. Systematic reviews describing studies with no information available on subtypes of diabetes were also included as we expected that the majority of the sample had type 2 diabetes. Type 2 diabetes was determined by: 1) medical record documentation, 2) diabetes screening, 3) a medical prescription for the treatment of diabetes, or 4) self-reported by persons with diabetes.
- 4) Psychiatric disorder at baseline was determined by: 1) a diagnostic interview (resulting in International Statistical Classification of Diseases and Related Health Problems [ICD]- or Diagnostic and Statistical Manual of Mental Disorders [DSM] classifications), 2) data from medical record documentation or registries, 3) medication prescription as a proxy

measurement, 4) self-report of psychiatric problems, or 5) elevated levels of clusters of psychiatric symptoms (e.g. questionnaires).

- 5) Inclusion of a group with a psychiatric disorder and a control group without a psychiatric disorder at baseline, all without type 2 diabetes at baseline.

Screening of titles/abstracts and full-texts for inclusion was carried out by two independent reviewers (NL and FR/FP) and if necessary, a third reviewer (FP or GN) was consulted. Finally, the reference lists of the included publications were manually screened to identify eligible systematic reviews.

Data analysis

Information from the included systematic reviews was extracted independently by two authors (NL and FR/GN/FP) using a predesigned data extraction form. A translator was contacted when an included systematic review was in a language not spoken by the reviewers. For all included systematic reviews we extracted: name of first author, year of publication, type of study (with or without meta-analyses), name of the psychiatric disorder studied as a risk factor, type of assessment of risk factor, type of assessment of type 2 diabetes, the number of longitudinal studies included, number of follow-up years (range), and total number of participants at baseline without diabetes at baseline that were included in the systematic review. If the systematic review included different types of primary studies (e.g. cross-sectional and longitudinal designs) only data regarding the longitudinal studies were extracted. For systematic reviews with meta-analyses, summary effect sizes (random effect size and/or fixed effect size, 95% CI), significance levels, between-study heterogeneity (Cochrane Q statistic or I^2), and small-study effects were extracted when available. If for some reason not all longitudinal studies identified in the systematic review were included in the meta-analysis (often due to too large heterogeneity in the design), this was noted. Finally,

descriptions of potential mechanisms linking psychiatric disorders with type 2 diabetes risk were extracted. A descriptive analysis was carried out to summarize the findings from the systematic reviews.

The methodological quality was assessed for each included systematic review by two independent reviewers (NL and FR/GN/FP) using the 11-item AMSTAR checklist (A MeaSurement Tool to Assess systematic Reviews) [21, 22]. In accordance with guidelines, an overall score was calculated by summarizing scores for each item, 0-3 defined as “low quality”, 4-7 as “medium quality”, and 8-11 as “high quality” [23].

Results

In total, 8,612 abstracts were identified, 180 full-text articles were read, and 25 systematic reviews (of which 14 also reported results of meta-analyses) were included (Figure 1). The systematic reviews included 101 unique longitudinal studies describing different psychiatric disorders as risk factors for incident type 2 diabetes which could be categorized into six categories: 1) depression, 2) use of antidepressant medication, 3) use of antipsychotic medication, 4) eating disorders, 5) insomnia, and 6) anxiety disorders (Table 1). Psychiatric disorders were measured with diagnostic and self-reported measurements. Supplementary file 2 lists which longitudinal studies were included in the systematic reviews. The overall AMSTAR-score of methodological quality for each systematic review is shown in Table 1 (a detailed description is available on request for the first author). The median AMSTAR score was 5 out of 11 (mean 4.9; range 0-9; interquartile range 4). Eight systematic reviews (32%) were rated as “low quality”, 11 systematic reviews (52%) as “medium quality”, and only two (16%) were rated as “high quality” systematic reviews.

Thirteen systematic reviews (five with and eight without meta-analysis) focused on depression [2, 24-35](Table 1). Their methodological quality varied from low to medium (AMSTAR score: median 4, range 0-8). The median number of longitudinal studies included in the systematic reviews was 6 (range 1-23) and the number of reported participants without diabetes at baseline ranged from 8,722 to 424,557. In the five systematic reviews including meta-analyses, the relative risk of depression associated with incident type 2 diabetes was 1.18 to 1.60 (Graham: RR = 1.18 [95% CI 1.12-1.24]; Knol: RR = 1.37 [95% CI 1.14-1.63]; Mezuk: RR = 1.60 [95% CI 1.37-1.88]; Hasan: RR = 1.41 [95% CI: 1.13-1.76], and Rotella: OR = 1.56 [95% CI 1.37-1.77]) [2, 25, 30, 31, 34]. Heterogeneity was present to varying degree ($Q = 18.3-37.6$; $I^2=87\%$).

Four systematic reviews with meta-analysis and one systematic review without meta-analysis investigated use of antidepressant medication as a risk factor for incident type 2 diabetes [36-40](Table 1). The median number of longitudinal studies included in the systematic reviews was 12 (range 7-17). All the systematic reviews were based on large samples of participants without diabetes at baseline (n ranged from 351,695 to 528,312). The methodological quality ranged from low to high (AMSTAR score: median 7, range 3-8). In all five systematic reviews, evidence suggested a link between the use of antidepressant medication and incident type 2 diabetes. In the four systematic reviews with meta-analysis, the risk associated with antidepressant medication use varied between 1.27 and 1.50 (Bhattacharjee: OR = 1.50 [95% CI 1.08-2.10] ; Yoon: RR = 1.49 [95% CI 1.29-1.71]; Salvi: RR = 1.27 [95% CI 1.19-1.35]; Yao: OR = 1.38 [95% CI 1.24-1.54]) [37-40]. Considerable heterogeneity was detected in all four systematic reviews with meta-analysis ($I^2=53-87\%$.)

Use of antipsychotic medication was investigated as risk factor for the development of type 2 diabetes in one systematic review with meta-analysis and one systematic review without meta-analysis [41, 42] (Table 1). The methodological quality of these two systematic reviews were

medium and high (AMSTAR-score 4 and 8, respectively). None of the systematic reviews reported the number of participants without diabetes at baseline. In the systematic review with meta-analysis an increased risk of incident type 2 diabetes was reported for users of second generation of antipsychotics [SGA] and Quetiapine respectively (SGA: OR = 1.93 [1.37-2.73] and Quetiapine: OR = 1.94 [1.34-2.80]), whereas heterogeneity were detected to a varying degree (0% and 50.6%) [42].

Eating disorders were investigated in one systematic review with meta-analysis and one systematic review without meta-analysis [43, 44](Table 1). In these two systematic reviews with medium and low methodological quality (AMSTAR score 5 and 3, respectively), only two to three longitudinal studies were included (Supplementary file 2). The number of participants without diabetes at baseline in the systematic reviews ranged from 11,978 to 54,847. The findings regarding eating disorders as risk factor for incidence of type 2 diabetes were inconsistent. In the systematic review with meta-analysis only a single longitudinal study reported bulimia nervosa as factor with increased risk of incident type 2 diabetes (RR = 1.7 [95% CI 1.2-2.5]). For binge eating disorder as risk factor, the association with type 2 diabetes was not significant (OR = 3.34, 95% CI 0.85-13.12), whereas anorexia nervosa was significantly associated with decreased risk of developing type 2 diabetes (RR = 0.71, 95% CI 0.52-0.98) [43]. For binge eating disorder large heterogeneity was detected ($I^2=84\%$), but no heterogeneity was detected for anorexia nervosa ($I^2=0\%$).

In two systematic reviews with meta-analysis, insomnia was defined using two symptoms: problems initiating and maintaining sleep [45, 46] (Table 1). The number of longitudinal studies included in the systematic reviews were five and 11, respectively, and only in the latter review, the number of participants without diabetes at baseline was reported, N = 289,588. The methodological quality of the two systematic reviews with meta-analysis was medium (AMSTAR-score 6 and 7). The insomnia symptoms “difficulty initiating sleep” and “difficulty maintaining sleep” were

associated with a 1.55- to 1.74-fold increased risk of incident type 2 diabetes (difficulty initiating sleep: RR = 1.55 [95% CI: 1.21-1.99]; RR = 1.58 [95% CI 1.13-2.21] and difficulty maintaining sleep: RR = 1.67 [95% CI 1.30-2.14]; RR = 1.74 [95% CI 1.30-2.34]) [45, 46]. One of the systematic reviews detected moderate heterogeneity ($I^2=30-67\%$) whereas the other detected no heterogeneity.

One systematic review with meta-analysis investigated the association between anxiety disorders and incident type 2 diabetes [47], as described in Table 1. The review included several types of anxiety disorders (generalized anxiety disorder, panic disorder, phobic disorders, posttraumatic stress disorder, other anxiety disorders, social anxiety disorder, and elevated level of anxiety symptoms) and was based on 14 longitudinal studies and 1,760,800 participants without diabetes at baseline. The systematic review was of high methodological quality (AMSTAR score: 9) and it concluded that people with anxiety disorder had a 1.5-fold increased risk of type 2 diabetes (OR = 1.47 [95% CI 1.23-1.75]) [47]. However, large heterogeneity in study-specific estimates was detected ($I^2=98\%$).

Many of the systematic reviews focusing on the same risk factor category were based on overlapping longitudinal studies (Supplementary file 2). Due to this overlap, a second order meta-analysis (summary estimate for each psychiatric disorder based on all systematic review with meta-analyses) was not possible [48]. Instead, we have provided a forest plot showing the odds ratios or relative risks that have been reported in the included systematic reviews with meta-analysis (Figure 2).

In the majority of the systematic reviews with meta-analysis (8 out of 14), adjusted sub-analyses were performed to explore the role of potential underlying mechanisms [2, 30, 31, 38-40, 46, 47]. Besides demographic potentially confounding factors (age, gender, and ethnicity), potential

behavioral mechanisms (lifestyle, physical activity, drugs, and alcohol consumption) and biological mechanisms (body weight, body mass index [BMI], cardiometabolic/adiposity, medical comorbidity, psychopathology) were investigated. In most reviews the association between psychiatric disorder and incident type 2 diabetes remained significant after controlling for behavioral or biological covariates. However, the association between anxiety disorders and incident type 2 diabetes was attenuated and became statistically non-significant after adjustment for sociodemographic, cardiometabolic/adiposity, and lifestyle factors [47].

In addition, all 25 systematic reviews discussed plausible mechanisms that could explain the link between different psychiatric disorders and incident type 2 diabetes and the possibility that several mechanisms might interact and have bidirectional effects. However, no empirical evidence was available to determine the temporal order of the mechanisms. In general, the mechanisms discussed can be divided into three main groups: 1) behavioral, 2) biological, and 3) cognitive (Figure 3).

First, behavioral mechanisms such as adverse health behavior involved “unhealthy eating”, overeating (e.g. high intake of food with a high glycemic index), and low intake (or impaired metabolism) of ω -3 polyunsaturated fatty acids [25-27, 33, 39, 46]. Physical inactivity, sleeping disturbances, smoking, high alcohol intake, and substance abuse were also suggested to explain the observed associations [25-27, 31, 38, 39, 45-47]. Further explanations included the notion that people with a psychiatric disorder may not attend medical examinations or follow medical treatment recommendations [39]. These behavioral mechanisms were often quoted as bidirectional.

Second, multiple biological mechanisms, including “weight gain and obesity”, were described as key mediating factors [25-27, 31, 36, 38]. Medications that induce weight gain as a side effect were also often described [2, 32, 36, 38]. Other suggested biological mechanisms included dysregulation of the hypothalamic-pituitary-adrenocortical axis (HPA-axis) and the sympathetic nervous system,

[25, 26, 29, 30, 32], systemic inflammation [25, 26, 29, 32, 39, 43, 46, 47], increased insulin resistance and decreased insulin secretion from beta cells [26, 27, 32, 36, 38, 40], and comorbid disorders, both somatic and psychopathological [31, 32, 37, 38, 43, 44, 46, 47].

Third, cognitive mechanisms were raised as potential mediators, including decreased ability to think and concentrate, anhedonia, fatigue, and lack of motivation [26, 39]. Interactions between cognitive mechanisms and behaviors were suggested as well. For example, unhealthy lifestyle may lead to decreased ability to concentrate or a lack of motivation, which, in turn, can negatively influence the likelihood of attending medical examination and checkups or maintaining physically active lifestyle [26].

Discussion

Our umbrella review identified 25 systematic reviews, 14 with and 11 without meta-analysis, that included 101 unique longitudinal studies on psychiatric disorders and type 2 diabetes risk. They covered six categories of psychiatric disorders: depression, use of antidepressant medication, use of antipsychotic medication, eating disorders, insomnia, and anxiety disorders. The relative risk ratio or odds ratio for type 2 diabetes was found to vary between 1.18 (RR) and 1.60 (RR) for individuals with depression, between 1.27 (RR) and 1.50 (OR) for those treated with antidepressant medication, between 1.93 (OR) and 1.94 (OR) for use of antipsychotic medication, between 1.55 (RR) and 1.74 (RR) for individuals with insomnia, and was 1.47 (OR) for individuals with anxiety disorders. No robust associations between eating disorders and type 2 diabetes were observed.

The methodological quality of the systematic reviews was low to medium with only four of the 25 systematic reviews being of high quality. The four reviews with high methodological quality were focused on depression, antidepressant medication use, antipsychotic use, and anxiety disorders,

respectively [34, 39, 41, 47]. Findings relating to eating disorders should be interpreted cautiously due to the limited number and low quality of the systematic reviews [43, 44]. Overall, the results of the AMSTAR quality assessment suggest that there is room for improvement in the methodological quality of the systematic reviews to date. Higher quality of future systematic reviews will strengthen the evidence within the field and be able to guide future research questions.

We also reviewed hypothetical and empirical evidence on potential underlying mechanisms in the included systematic reviews. Several behavioral, biological, and cognitive mechanisms were identified, although some potentially important mechanisms were not noted. A shared genotype has been suggested as a common denominator of schizophrenia, mood disorders and type 2 diabetes [16, 17], however, this was not investigated in any of the included systematic reviews. Results from the Swedish twin registry showed that the association between depression and type 2 diabetes were primarily attributed to genetic effects in women but not in men [49]. In the same article, similar analyses of the Danish twin registry showed that genetic effects accounted for the majority of the covariance in both males and females [49].

Furthermore,, effects on waist circumference, waist/hip ratio, and visceral adiposity were not acknowledged in the systematic reviews even though these have been postulated as important type 2 diabetes risk factors on pair with BMI [50, 51]. Likewise, microvascular dysfunction was not mentioned as potential mechanisms even though different microvascular dysfunctions such as endothelial dysfunction and arterial stiffness have been hypothesized as underlying mechanisms [52]. In this umbrella review, there are several potential biases that need to be discussed. First, use of antidepressant medication and antipsychotic medication were viewed as a proxy for psychiatric disorders and were therefore included as potential risk factors. However, the use of antidepressant medication or antipsychotic medication may have side-effects such as weight gain which itself may increase the risk of incident type 2 diabetes and thus could mediate the association between

psychiatric disorders and incident type 2 diabetes. Furthermore, there is a high level of comorbidity between psychiatric disorders in general [53] and this might explain why several psychiatric disorders seems to be associated with type 2 diabetes. Future studies adjusting for psychopathology are needed. Second, psychiatric disorders may affect detection of type 2 diabetes, introducing ascertainment bias because people with psychiatric disorders more often have their health checked. However, the opposite could also be true as people with psychiatric disorders often fail to attend medical examinations [26] and may have limited access to the general healthcare system due to unavailable care or inexpedient interactions with health care providers [54, 55]. Third, psychiatric disorders and type 2 diabetes were measured in different ways (e.g. diagnostic interviews and self-reports). Our umbrella review is dependent on the measurements that were conducted in the longitudinal studies that were included in the systematic reviews. Only few systematic reviews stratified analyses based on measurement type [31, 34, 45, 47] precluding us to analyze this evidence at a higher level. For example, self-report measures may lead to overestimation of psychiatric disorders [56]. Furthermore, the diagnostic criteria for ascertainment of psychiatric disorders also varied, including definitions from DSM-IV and DSM-5; no comparisons of the differences between the classification systems were available. Fourth, a bias regarding the age of the participants may have affected results. On average the participants included in the primary longitudinal studies were limited to older people with the exception of studies on eating disorders (> 16 years). Eating disorders are highly present in younger age group and thus post risk of type 2 diabetes. Importantly, both systematic reviews on eating disorders were able to ascertain type 2 diabetes (and not diabetes in general) [43, 44]. Finally, variation in the designs of the primary studies included in the systematic reviews could be a source of bias. Although most of the systematic reviews were based on longitudinal cohort studies, some systematic reviews also included studies with case-control designs or randomized controlled trials which could result in

heterogeneity, although sensitivity analyses did not provide consistent evidence of the effects of heterogeneity of study designs on heterogeneity of the results [39, 40]. Furthermore, to be able to provide the highest level of evidence in our umbrella review, we only included systematic reviews based on longitudinal studies. However, in the screening process we also identified several systematic reviews using cross-sectional data (e.g. on psychiatric disorders such as bipolar, schizophrenia and posttraumatic stress disorder [4-6] with positive associations observed. When further research accumulates, future systematic reviews should extend the focus on these disorders in longitudinal studies.

The findings from this umbrella review have important implications for general practitioners and care providers. People with different types of psychiatric disorders are at moderately increased risk of developing type 2 diabetes. The associations of depression, use of antidepressant medication, use of antipsychotic medication, insomnia or anxiety disorders with type 2 diabetes raise the question about special needs for prevention of type 2 diabetes in these vulnerable groups. To date, several interventions addressing medical conditions and health-risk behaviors have been successful in preventing type 2 diabetes [57]. Metformin and behavioral interventions have beneficial effects via weight loss, whereas bupropion and varenicline may help in quitting tobacco smoking [57]. Further intervention studies are needed to assess whether these findings are generalizable to those with psychiatric disorders and how the interventions should be adapted to maximize benefits for these specific groups. Furthermore, several psychiatric disorders are treated with medication with the side-effect of weight gain [9, 10]. These metabolic influences should be carefully considered when deciding on treatments for people with psychiatric disorders. Routine screening for type 2 diabetes may improve detection rates. For general practitioners and care providers, a focus on minimizing use of psychotropic medication that can impair glucose metabolism, and a preventive focus on

optimizing health behaviors may optimize the treatment of people with a psychiatric disorder and potential minimizing the risk of developing type 2 diabetes.

This umbrella review approach had a pre-registered design which facilitated a comprehensive search on a broad area. We used a systematic search strategy of four literature databases with independent study selection, data extraction and quality assessment by two reviewers. However, an umbrella review can only be as strong as the existing systematic reviews are. For example, definitions of psychiatric disorders tend to be vague due to the multiple diagnostic criteria and operationalizations used in the field (ICD or DSM classification). Umbrella reviews are also affected by publication delays as recently published longitudinal studies are not yet included in an existing systematic review. In addition, due to the lack of systematic reviews that fulfilled our inclusion criteria, some psychiatric disorders were not covered (e.g. schizophrenia, stress-related disorders).

The results of this umbrella review suggest that people with depression, antidepressant medication use, antipsychotic medication use, insomnia and anxiety disorders are at moderately increased risk of developing type 2 diabetes. This finding should be interpreted cautiously as the quality of the summary evidence was diverse and only 16% of the systematic reviews were of high quality. Future longitudinal studies and systematic reviews with high methodological quality are needed to increase understanding of the role of psychiatric disorders in the etiology of type 2 diabetes.

Contributors

NL had full access to all the data in the study and FP had final responsibility for the decision to submit for publication. NL and FP were responsible for the conception and design of the study. NL, FR, GN and FP were responsible for acquisition of data. NL, FR and FP were responsible for analysis and interpretation of data. NL wrote the first draft of the manuscript with input from FP and FR, JEH, ML, MTS, KHR, MK, GN and FP were responsible for revisions of the manuscript with important intellectual content. All authors approved the final version prior to submission.

Declaration of interests

FP has received a grant from Department of Psychology Faculty of Health Sciences, University of Southern Denmark (Odense, DK). MK was supported by NordForsk (the Nordic Research Programme on Health and Welfare), the UK Medical Research Council (K013351 and R024227), the National Institute on Aging (National Institutes of Health, R01AG056477 and R01AG062553), the Academy of Finland (311492) and Helsinki Institute of Life Science.

NL, FR, JEH, ML, MTS, KHR and GN declare no competing interests.

Acknowledgement

This work is supported with an unrestricted grant for research (PhD Fellowship) from the Department of Psychology, Faculty of Health Sciences, University of Southern Denmark to Frans Pouwer. Mika Kivimaki was supported by NordForsk (the Nordic Research Programme on Health and Welfare), the UK Medical Research Council (K013351 and R024227), the National Institute on Aging (National Institutes of Health, R01AG056477 and R01AG062553), the Academy of Finland (311492) and Helsinki Institute of Life Science during the conduct of this study. The funder of the study had no role in study design, data collection, data analysis, data interpretation, or writing of the paper.

References

- [1] Bellou V, Belbasis L, Tzoulaki I, Evangelou E. Risk factors for type 2 diabetes mellitus: An exposure-wide umbrella review of meta-analyses. *PLoS One*. 2018;13:e0194127.
- [2] Mezuk B, Eaton WW, Albrecht S, Golden SH. Depression and type 2 diabetes over the lifespan: a meta-analysis. *Diabetes Care*. 2008;31:2383-90.
- [3] Smith KJ, Beland M, Clyde M, Garipey G, Page V, Badawi G, et al. Association of diabetes with anxiety: a systematic review and meta-analysis. *Journal Psychosom Res*. 2013;74:89-99.
- [4] Stubbs B, Vancampfort D, De Hert M, Mitchell AJ. The prevalence and predictors of type two diabetes mellitus in people with schizophrenia: a systematic review and comparative meta-analysis. *Acta Psychiatr Scand*. 2015;132:144-57.
- [5] Vancampfort D, Mitchell AJ, De Hert M, Sienaert P, Probst M, Buys R, et al. Prevalence and predictors of type 2 diabetes mellitus in people with bipolar disorder: a systematic review and meta-analysis. *J Clin Psychiatr*. 2015;76:1490-9.
- [6] Vancampfort D, Rosenbaum S, Ward PB, Steel Z, Lederman O, Lamwaka AV, et al. Type 2 Diabetes Among People With Posttraumatic Stress Disorder: Systematic Review and Meta-Analysis. *Psychosomatic Medicine*. 2016;78:465-73.
- [7] Scott D, Happell B. The high prevalence of poor physical health and unhealthy lifestyle behaviours in individuals with severe mental illness. *Issues Ment Health Nurs*. 2011;32:589-97.
- [8] Wu Y, Ding Y, Tanaka Y, Zhang W. Risk factors contributing to type 2 diabetes and recent advances in the treatment and prevention. *International Journal of Medical Sciences*. 2014;11:1185-200.
- [9] Whicher C, Price HC, Holt RI. Antipsychotic Medication and Type 2 Diabetes and Impaired Glucose Regulation. *Eur Journal Endocrinol*. 2018;178:R245-58.
- [10] Chen J, Huang X-F, Shao R, Chen C, Deng C. Molecular Mechanisms of Antipsychotic Drug-Induced Diabetes. *Front Neurosci*. 2017;11:643.
- [11] Stokes PE, Sikes CR. Hypothalamic-pituitary-adrenal axis in psychiatric disorders. *Annu Rev Med*. 1991;42:519-31.
- [12] Jones KA, Thomsen C. The role of the innate immune system in psychiatric disorders. *Mol Cel Neurosci*. 2013;53:52-62.
- [13] Wang X, Bao W, Liu J, OuYang Y-Y, Wang D, Rong S, et al. Inflammatory Markers and Risk of Type 2 Diabetes: A systematic review and meta-analysis. *Diabetes Care*. 2013;36:166-75.
- [14] Donath MY, Shoelson SE. Type 2 diabetes as an inflammatory disease. *Nat Rev Immunol*. 2011;11:98-107.
- [15] Kivimäki M, Steptoe A. Effects of stress on the development and progression of cardiovascular disease. *Nat Rev Cardiol*. 2018;15:215-29.
- [16] Hackinger S, Prins B, Mamakou V, Zengini E, Marouli E, Brčić L, et al. Evidence for genetic contribution to the increased risk of type 2 diabetes in schizophrenia. *Transl Psychiatry*. 2018;8:252.
- [17] Amare AT, Schubert KO, Klingler-Hoffmann M, Cohen-Woods S, Baune BT. The genetic overlap between mood disorders and cardiometabolic diseases: a systematic review of genome wide and candidate gene studies. *Transl Psychiatry*. 2017;7:e1007.
- [18] Ortega A, Lopez-Briz E, Fraga-Fuentes MD. From Qualitative Reviews to Umbrella Reviews. In: Biondi-Zoccai G, editor. *Umbrella Reviews: Evidence Synthesis with Overviews of Reviews and Meta-Epidemiologic Studies*. Cham: Springer International Publishing; 2016. p. 21-41.
- [19] Aromataris E, Fernandez R, Godfrey CM, Holly C, Khalil H, Tungpunkom P. Summarizing systematic reviews: methodological development, conduct and reporting of an umbrella review approach. *Int J Evid Based Healthc*. 2015;13:132-40.
- [20] Lindekilde N, Nefs G, Henriksen JE, Lasgaard M, Schram M, Rubin K, et al. Psychiatric disorders as risk factors for the development of type 2 diabetes mellitus: an umbrella review protocol. *BMJ Open*. 2019;9:e024981.
- [21] Shea BJ, Grimshaw JM, Wells GA, Boers M, Andersson N, Hamel C, et al. Development of AMSTAR: A measurement tool to assess the methodological quality of systematic reviews. *BMC Med Res Methodol*. 2007;7.

- [22] Shea BJ, Hamel C, Wells GA, Bouter LM, Kristjansson E, Grimshaw J, et al. AMSTAR is a reliable and valid measurement tool to assess the methodological quality of systematic reviews. *J Clin Epidemiol*. 2009;62:1013-20.
- [23] Sharif MO, Janjua-Sharif FN, Ali H, Ahmed F. Systematic reviews explained: AMSTAR-how to tell the good from the bad and the ugly. *Oral Health Dent Manag*. 2013;12:9-16.
- [24] Camus V, Kraehenbuhl H, Preisig M, Bula CJ, Waeber G. Geriatric depression and vascular diseases: what are the links? *J Affect Disord*. 2004;81:1-16.
- [25] Knol MJ, Twisk JW, Beekman AT, Heine RJ, Snoek FJ, Pouwer F. Depression as a risk factor for the onset of type 2 diabetes mellitus. A meta-analysis. *Diabetologia*. 2006;49:837-45.
- [26] Renn BN, Feliciano L, Segal DL. The bidirectional relationship of depression and diabetes: a systematic review. *Clin Psychol Rev*. 2011;31:1239-46.
- [27] Roy T, Lloyd CE. Epidemiology of depression and diabetes: a systematic review. *J Affect Disord*. 2012;142 Suppl:S8-21.
- [28] Stuart MJ, Baune BT. Depression and type 2 diabetes: inflammatory mechanisms of a psychoneuroendocrine co-morbidity. *Neurosci Biobehav Rev*. 2012;36:658-76.
- [29] Wagner G, Icks A, Albers B, Abholz HH. [Type 2 diabetes mellitus and depressive symptoms: what is the cause of what? A systematic literature review]. *Dtsch Med Wochenschr*. 2012;137:523-8.
- [30] Hasan SS, Clavarino AM, Mamun AA, Doi SA, Kairuz T. Population impact of depression either as a risk factor or consequence of type 2 diabetes in adults: a meta-analysis of longitudinal studies. *Asian J Psychiatr*. 2013;6:460-72.
- [31] Rotella F, Mannucci E. Depression as a risk factor for diabetes: a meta-analysis of longitudinal studies. *Journal Clinical Psychiatr*. 2013;74:31-7.
- [32] Bastidas-Bilbao H. Enfermedades médicas y depresión en el adulto mayor: características comunes y relación etiológica. *Revista de Psicología*. 2014;32:191-218.
- [33] Walsan R, Bonney A, Mayne DJ, Pai N, Feng X, Toms R. Serious Mental Illness, Neighborhood Disadvantage, and Type 2 Diabetes Risk: A Systematic Review of the Literature. *J Prim Car Community Health*. 2018;9:2150132718802025.
- [34] Graham EA, Deschênes SS, Khalil MN, Danna S, Filion KB, Schmitz N. Measures of depression and risk of type 2 diabetes: A systematic review and meta-analysis. *Journal of affective disorders*. 2020;265:224-32.
- [35] Bergmans RS, Rapp A, Kelly KM, Weiss D, Mezuk B. Understanding the relationship between type 2 diabetes and depression: lessons from genetically informative study designs. *Diabetic medicine : a journal of the British Diabetic Association*. 2021;38:e14399.
- [36] Barnard K, Peveler RC, Holt RI. Antidepressant medication as a risk factor for type 2 diabetes and impaired glucose regulation: systematic review. *Diabetes Care*. 2013;36:3337-45.
- [37] Bhattacharjee S, Bhattacharya R, Kelley GA, Sambamoorthi U. Antidepressant use and new-onset diabetes: a systematic review and meta-analysis. *Diabetes Metab Res Rev*. 2013;29:273-84.
- [38] Yoon JM, Cho E-G, Lee H-K, Park SM. Antidepressant use and diabetes mellitus risk: a meta-analysis. *Korean J Fam Med*. 2013;34:228-40.
- [39] Salvi V, Grua I, Cerveri G, Mencacci C, Barone-Adesi F. The risk of new-onset diabetes in antidepressant users - A systematic review and meta-analysis. *PLoS One*. 2017;12:e0182088.
- [40] Yao S, Li J, Fan X, Liu Q, Lian J. The effect of selective serotonin re-uptake inhibitors on risk of type II diabetes mellitus and acute pancreatitis: a meta-analysis. *Biosci Rep*. 2018;38.
- [41] Hirsch L, Yang J, Bresee L, Jette N, Patten S, Pringsheim T. Second-Generation Antipsychotics and Metabolic Side Effects: A Systematic Review of Population-Based Studies. *Drug safety*. 2017;40:771-81.
- [42] Rotella F, Cassioli E, Calderani E, Lazeretti L, Raghianti B, Ricca V, et al. Long-term metabolic and cardiovascular effects of antipsychotic drugs. A meta-analysis of randomized controlled trials. *European neuropsychopharmacology : the journal of the European College of Neuropsychopharmacology*. 2020;32:56-65.
- [43] Nieto-Martinez R, Gonzalez-Rivas JP, Medina-Inojosa JR, Florez H. Are Eating Disorders Risk Factors for Type 2 Diabetes? A Systematic Review and Meta-analysis. *Curr Diab Rep*. 2017;17:138.
- [44] Olguin P, Fuentes M, Gabler G, Guerdjikova AI, Keck PE, Jr., McElroy SL. Medical comorbidity of binge eating disorder. *Eating and Weight Disorders*. 2017;22:13-26.

- [45] Cappuccio FP, D'Elia L, Strazzullo P, Miller MA. Quantity and quality of sleep and incidence of type 2 diabetes: a systematic review and meta-analysis. *Diabetes Care*. 2010;33:414-20.
- [46] Anothaisintawee T, Reutrakul S, Van Cauter E, Thakkinstian A. Sleep disturbances compared to traditional risk factors for diabetes development: Systematic review and meta-analysis. *Sleep Med Rev*. 2016;30:11-24.
- [47] Smith KJ, Deschenes SS, Schmitz N. Investigating the longitudinal association between diabetes and anxiety: a systematic review and meta-analysis. *Diabetic Med*. 2018;35:677-93.
- [48] Schmidt FL, Oh I-S. Methods for second order meta-analysis and illustrative applications. *Organ Behav Hum Decis Process*. 2013;121:204-18.
- [49] Kan C, Pedersen NL, Christensen K, Bornstein SR, Licinio J, MacCabe JH, Ismail K, Rijdsdijk F. Genetic overlap between type 2 diabetes and depression in Swedish and Danish twin registries. *Mol Psychiatry*. 2016 Jul;21(7):903-9.
- [50] Vazquez G, Duval S, Jacobs DR, Jr., Silventoinen K. Comparison of body mass index, waist circumference, and waist/hip ratio in predicting incident diabetes: a meta-analysis. *Epidemiol Rev*. 2007;29:115-28.
- [51] Wei J, Liu X, Xue H, Wang Y, Shi Z. Comparisons of Visceral Adiposity Index, Body Shape Index, Body Mass Index and Waist Circumference and Their Associations with Diabetes Mellitus in Adults. *Nutrients*. 2019;11:1580.
- [52] van Sloten T, Schram M. Understanding depression in type 2 diabetes: a biological approach in observational studies. *F1000Res*. 2018;7:F1000 Faculty Rev-283.
- [53] Plana-Ripoll O, Pedersen CB, Holtz Y, Benros ME, Dalsgaard S, de Jonge P, et al. Exploring Comorbidity Within Mental Disorders Among a Danish National Population. *JAMA Psychiatry*. 2019;76:259-70.
- [54] De Hert M, Dekker JM, Wood D, Kahl KG, Holt RI, Moller HJ. Cardiovascular disease and diabetes in people with severe mental illness position statement from the European Psychiatric Association (EPA), supported by the European Association for the Study of Diabetes (EASD) and the European Society of Cardiology (ESC). *European Psychiatry : The Journal of the Association of European Psychiatrists*. 2009;24:412-24.
- [55] Salmon P, Dowrick CF, Ring A, Humphris GM. Voiced but unheard agendas: qualitative analysis of the psychosocial cues that patients with unexplained symptoms present to general practitioners. *Br J Gen Pract*. 2004;54:171-6.
- [56] Thombs BD, Kwakkenbos L, Levis AW, Benedetti A. Addressing overestimation of the prevalence of depression based on self-report screening questionnaires. *CMAJ*. 2018;190:E44-E9.
- [57] McGinty EE, Baller J, Azrin ST, Juliano-Bult D, Daumit GL. Interventions to Address Medical Conditions and Health-Risk Behaviors Among Persons With Serious Mental Illness: A Comprehensive Review. *Schizophr Bull*. 2016;42:96-124.

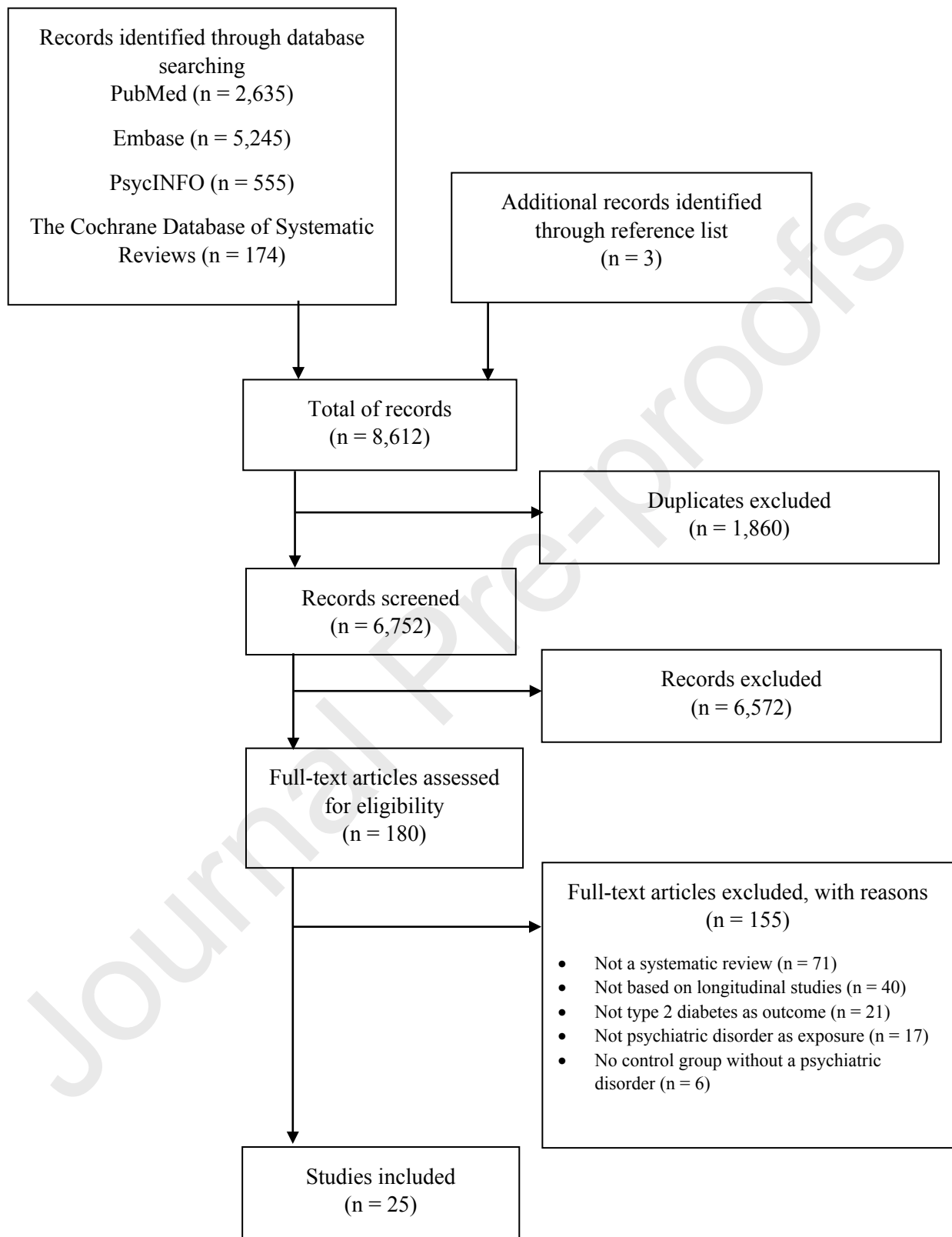
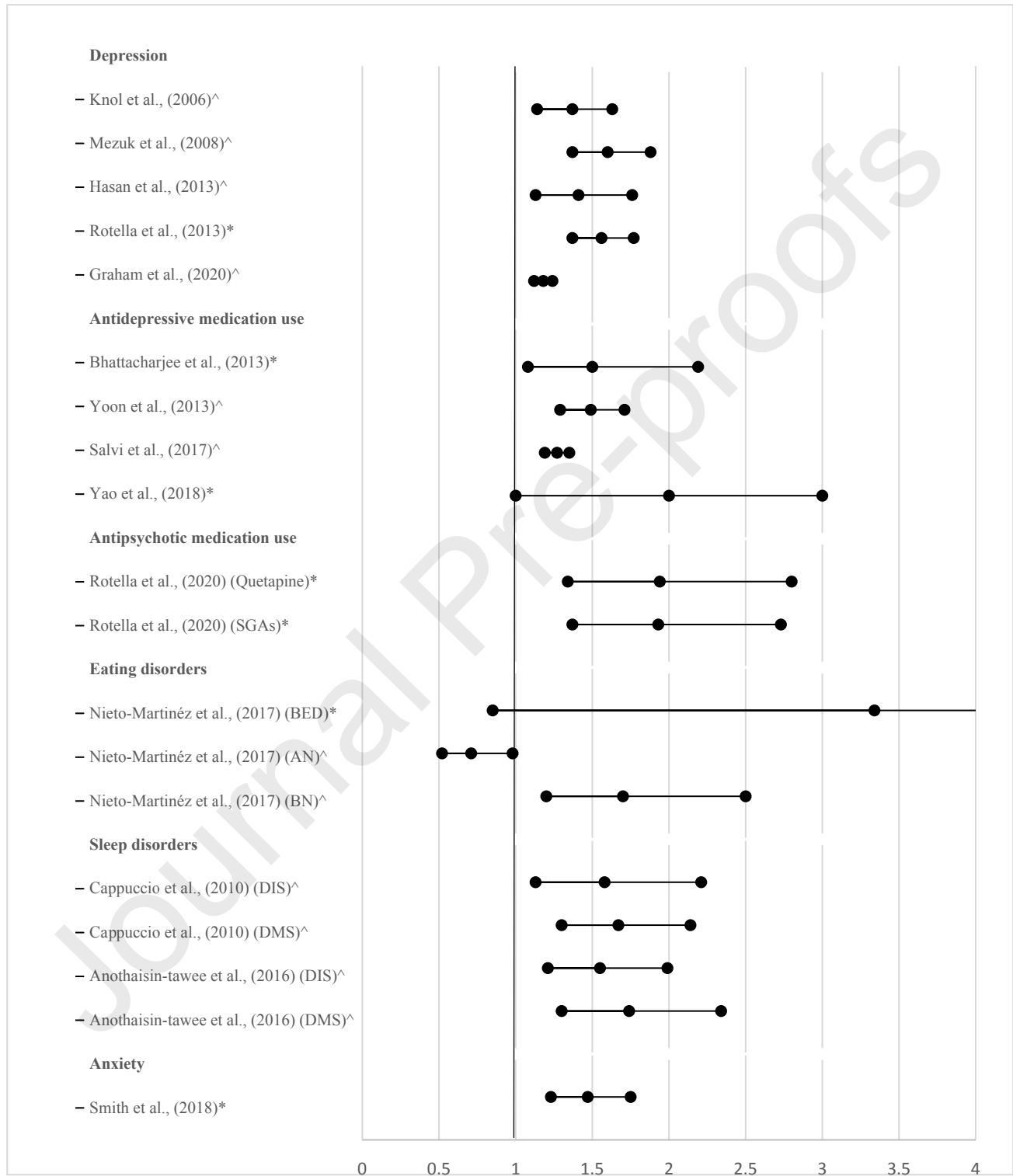
Figure 1. PRISMA Flowchart diagram

Figure 2. Forest Plot showing risk of incident type 2 diabetes in systematic reviews with meta-analyses.



AN: anorexia nervosa; BED: binge eating disorder; BN: bulimia nervosa; DIS: difficulties initiating sleep; DMS: difficulties maintaining sleep, SGA: second generation antipsychotics, *: odds ratio, [^]: relative risks

Figure 3. Potential mechanisms explaining the associations between psychiatric disorders and type 2 diabetes.

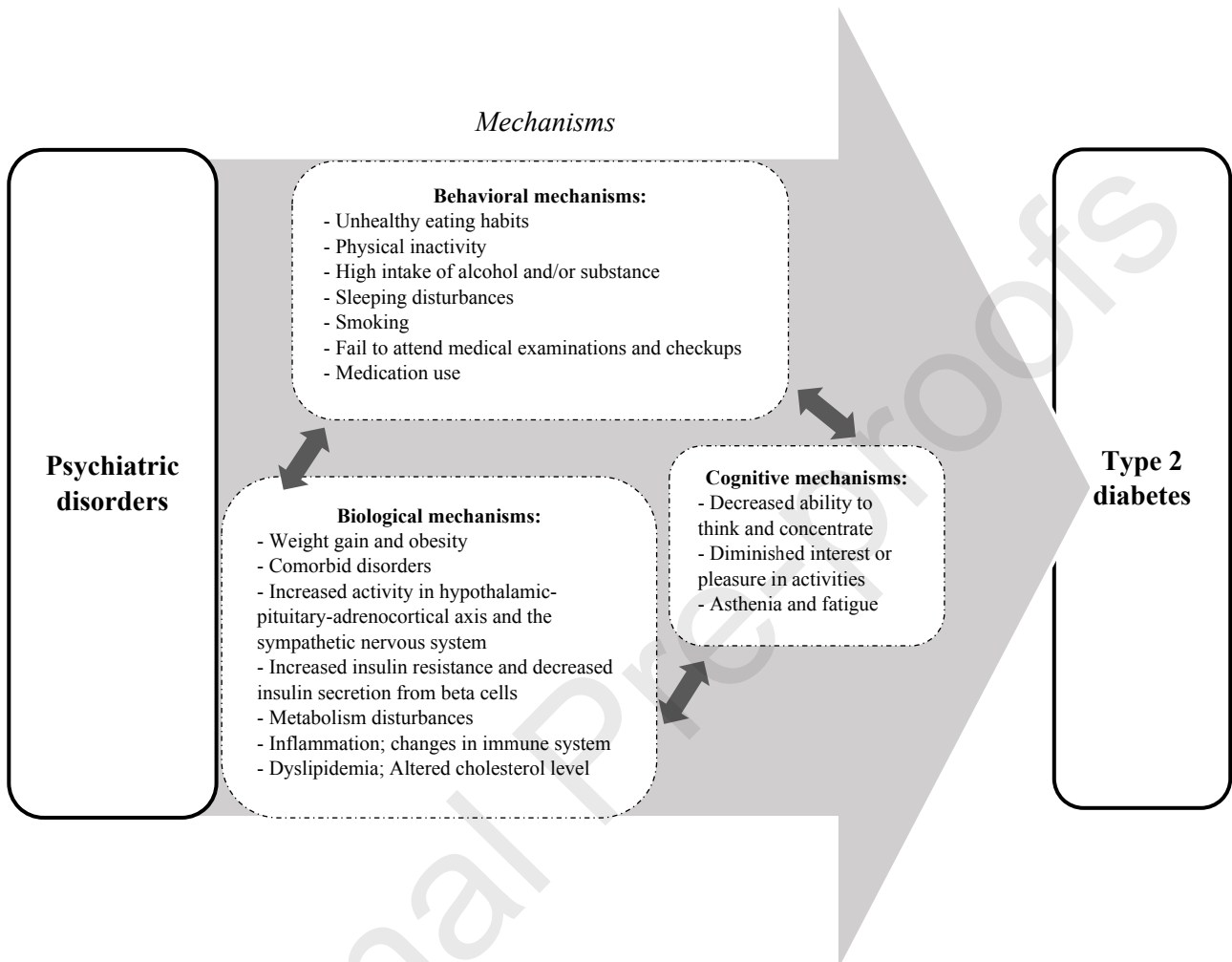


Table 1. Characteristics and main findings of the included systematic reviews (n = 25)

First author (year) Type of study	Risk factor(s)	Type of assessment of risk factor	Assessment of type 2 diabetes	No of included longitudinal studies	Range of follow-up	Number of participants without DM2 at baseline	Summary effect size	Heterogeneity and small study-effects	A M S T A R	Main findings
Depression (n = 13)										
Camus et al., (2004) SR	Depression, vascular depression, depressive disorders	Not reported	Not reported	2	5-10 years	Not reported	Not reported	Not reported	1	Adult subjects with moderate to severe symptoms of depression at a baseline assessment were at increased risk to develop type 2 diabetes during 5–10-year follow-up.
Knol et al., (2006) MA	Depression, depressive symptoms	Diagnostic interview, self-reported questionnaire, MRD	Self-report, screening, MRD	9	3-16 years	n = 174,035 (based on table 1)	Pooled RR Fixed effect models: 1.26 (95% CI 1.13–1.39) Random effects models: 1.37 (95% CI 1.14–1.63)	Q=18.26, p = 0.02	6	Adults with depression or high-depressive symptoms have a 37% increased risk of developing type 2 diabetes compared with those who are not depressed or have low-depressive symptoms.
Mezuk et al., (2008) MA	Depression, depressive symptoms	Diagnostic interview, self-reported questionnaire	Self-report, screening (incl.: OGTT; FPG), MRD, medication	13	3-15.6 years	n = 222,019 (based on table 1)	Pooled RR of 1.60 (95% CI 1.37-1.88)	Q = 37.63, p = 0.001 Small study effects not reported	6	There is a strong and robust association between depression and incidence of type 2 diabetes. Depression is associated with a 60% increased risk of type 2 diabetes
Renn et al., (2011) SR	Depression, depressive symptoms	Diagnostic interview, self-reported questionnaire	Not reported	2	2-5 years	n = 8,722 (based on table 1)	Not reported	Not reported	3	Rates of new-onset T2DM were higher for people with elevated baseline depressive symptoms, even after adjusting for demographic variables.

										Clinically significant depression is associated with an increased risk of new-onset diabetes mellitus.
Roy et al., (2012) SR	Depression, depressive symptoms	Self-reported questionnaire, diagnostic interview	Self-report, MRD	5	Not reported	Not reported	Not reported	Not reported	2	Current research suggests that the risk of developing depression is increased in people with diabetes. However, further studies are required in order to establish the nature of the relationship.
Stuart et al., (2012) SR	Depression, depressive symptoms	Self-reported questionnaire, medication, MRD	Self-report, screening (incl.: OGTT; FPG), MRD, medication	15	Not reported	Not reported	Not reported	Not reported	2	Depression may increase the risk of developing T2DM; however, the mechanisms via which this may occur still require investigation.
Wagner et al., (2012) SR	Depression, depressive symptoms	Diagnostic interview, self-reported questionnaire, MRD, medication	Screening, self-report, self-reported questionnaire	6	2.5-12 years	n = 87,648 (based on table 2)	Not reported	Not reported	1	Depression seems to be a risk for the manifestation of type 2 diabetes mellitus.
Hasan et al., (2013) MA	Depression, depressive symptoms	self-reported questionnaire, self-report, MRD, medication	Self-report, screening (incl.: OGTT; FPG), MRD, medication	15	3-15.6 years	n = 208,056 (based on table 1 and table 2)	RR = 1.41 (95% CI: 1.13–1.76; for binary point estimates; based on 8 studies) HR = 1.24 (95% CI: 1.05–1.47; based on 6 studies)	RR: Q = 25.95, p = .00; I ² = 73% HR: Q = 6.68, p = .25; I ² = 25%	7	This study provides evidence that depression results in a small increase in relative risk for the development of T2DM.
Rotella et al., (2013)	Depression, depressive	Diagnostic interview,	Self-report, screening	23 (24 datasets,	2.3-34 years	n = 424,557	Unadjusted OR:	I ² = 86.5%, p = .001	5	Depressive symptoms are associated with a

MA	symptoms	self-reported questionnaire, medication, MRD (In one paper not reported)	(incl.: OGTT; FPG), medication, MRD (In two papers not reported)	however 1 dataset with focus on DM1)			1.56 (95% CI 1.37–1.77; based on 20 datasets) Adjusted HR: 1.38 (95% CI 1.23–1.55; based on 18 datasets)	Small study effects not reported		significantly increased risk for incident diabetes.
Bastidas-Bilbao et al., (2014) SR	Depression	Not reported	Not reported	2	13 (In one paper not reported.)	Not reported	Not reported	Not reported	0	Longitudinal studies show that depression can predict the onset of diabetes
Walsan et al., (2018) SR	Depression	MRD	MRD, medication	1	7 years	n = 336,340	Not reported	Not reported	5	Depression increase the risk of T2DM
Graham et al., (2020) MA	Depression, depressive symptoms	Diagnostic interviews, self-reported questionnaire, medication, MRD	self-report, screening (incl.: OGTT; FPG), medication, MRD	21 (25 datasets)	1-18 years	Not reported	RR = 1.18 (95% CI 1.12–1.24)	I ² =45.4% t ² =0.004). Results showed heterogeneity and evidence of publication bias.	8	Significant association and results suggest that various measures of depression may be used to identify individuals at higher risk of type 2 diabetes.
Bergmans et al., (2021) SR	Depression	Structured interview	OGTT, impaired fasting glucose, Impaired glucose tolerance	1	Not reported	Not reported	Not reported	Not reported	4	Major depression was associated incident type 2 diabetes: OR= 1.22, (95% CI 1.01–1.47, <i>p</i> = 0.04)
Antidepressant medication use (n = 5)										
Barnard et al., (2013) SR	Antidepressant medication	Medication	MRD, screening (incl.: OGTT; FPG), medication,	12	4.75-18 (In three papers not reported)	Not reported	Not reported	Not reported	3	The evidence suggests a link between antidepressant use and diabetes. Studies have shown that diabetes is

			self-report							more common in those using antidepressants in a higher dose or for longer duration, or both.
Bhattacharjee et al., (2013) MA	Antidepressant medication	Medication	Self-report, medication, MRD	8 (10 datasets in total)	2-18 years	n = 504,836	OR = 1.50 (95% CI, 1.08–2.10; based on 4 datasets) HR=1.20 (95% CI, 1.10–1.31; based on 6 datasets)	OR: I ² = 76.2%, p = .006 (based on 4 datasets) HR: I ² = 45.6%, p = 0.102 based on 6 datasets) Small study effects not reported	7	Antidepressant use is associated with an increased risk for new-onset diabetes in adults.
Yoon et al., (2013) MA	Antidepressant medication	MRD, self-report	Not reported	12 (14 datasets in total)	Not reported	n = 528,312, (In one paper not reported, based on table 1)	Fixed-effect model: RR = 1.31 (95% CI 1.26-1.37) Random-effect model: RR = 1.49 (95% CI 1.29-1.71)	I ² = 85.8%	7	The results suggest that the use of antidepressants is associated with an increased risk of diabetes
Salvi et al., (2017) MA	Antidepressant medication	Medication, MRD, structured interviews, self-report	MRD, Self-report, medication	17 (20 datasets in total)	1-18 years	Not reported	Pooled RR = 1.27 (95% CI 1.19-1.35, p=0.001)	I ² = 71% p < .001 Small study effects not reported	8	There was an association between exposure to antidepressants and new-onset diabetes.
Yao et al., (2018) MA	SSRIs	Not reported	Not reported	7 (9 datasets in total)	4-16 years	n = 351,695 (based on table 1)	Pooled OR = 1.38 (95% CI 1.24-1.54)	I ² = 52.8%; p = .031	6	This meta-analysis provides evidence of a significant positive association between SSRIs use and risk of T2DM
Antipsychotic medication use (n = 2)										
Hirsh et al., (2017) SR	Antipsychotic medication	Medication	MRD, medication	10	1-8 years	Not reported	Not reported	Not reported	8	Clozapine and olanzapine were most strongly associated with

										type 2 diabetes mellitus. Evidence was mixed for a moderate association between type 2 diabetes mellitus and risperidone or quetiapine. Mixed and limited findings for Ziprasidone and aripiprazole, respectively
Rotella et al., (2020) MA	Antipsychotic medication	Medication	Not reported	14	>52 weeks	Not reported	Quetiapine vs. placebo (MH –OR: 1.94 [1.34 – 2.80]) SGAs vs placebo (MH –OR: 1.93 [1.37 –2.73])	I ² scores ranged between 0% and 50.6%. Small study effects not reported	4	Different types of antipsychotic medication are significantly associated with incident T2DM compared to placebo
Eating disorders (n = 2)										
Nieto-Martinez et al., (2017) MA	Eating disorders, BED BN AN	Diagnostic interview, MRD	Not reported	3 (4 datasets in total)	Not reported	n = 54,847 (based on table 1 and table 2)	BED: OR = 3.34 (95% CI 0.849-13.118; based on 2 datasets) AN: RR = 0.712 (95% CI 0.520-0.975; based on 2 datasets) BN: RR = 1.7 (95% CI 1.2-2.5; based on 1 dataset)	BED: I ² = 84%, p = .012 AN: I ² = 0%, p = .0779 Small study effects not reported	5	In a single longitudinal study BN increased the risk of development of type 2 diabetes. In longitudinal studies, BED did not significantly increase the risk of type 2 diabetes. However, in longitudinal studies AN decreased the incidence type 2 diabetes.
Olguin et al., (2017)	BED non-purging	MRD (In one paper)	Not reported	2	5-16 years	n = 11,978	Not reported	Not reported	3	The review has mixed results. However, the

SR	BN	not reported)								preliminary findings indicate that a focus on diabetes in patients with BED is meaningful.
Insomnia (n = 2)										
Cappuccio et al., (2010) MA	Insomnia symptoms DIS DMS	Self-reported questionnaire	MRD, self-reported questionnaire, screening (incl. FPG), self-report, multiple methods	5	4.2-15.2 years	Not reported	DIS: RR =1.58 (95% CI 1.13–2.21), p=0.0082, based on 4 studies). DMS: RR =1.67 (95% CI 1.30–2.14) p=0.0001, based on 4 studies)	No heterogeneity was present. Small study effects were not reported.	6	Insomnia symptoms consistently and significantly predicted the risk of the development of type 2 diabetes.
Anothaisintawee et al., (2016) MA	Insomnia symptoms DIS DMS	Self-report, MRD, self-reported questionnaire	Screening (incl.: OGTT; FPG), MRD, self-report, medication, self-reported questionnaire	11	3-22 years	n = 289,588 (based on table 1)	DIS: Pooled RR = 1.55 (95% CI: 1.21- 1.99) DMS: Pooled RR = 1.74 (95% CI: 1.30-2.34)	DIS: I ² = 30.1% DMS: I ² = 67.4% Small study effects not reported.	7	Insomnia symptoms increase in the risk of developing diabetes. DIS increases the risk with 55% and DMS 74%. Insomnia symptoms should be considered in clinical guidelines for type 2 diabetes screening.
Anxiety disorders (n = 1)										
Smith et al., (2018) MA	Anxiety disorders, anxiety symptoms	Diagnostic interview, self-reported questionnaire, MRD	Screening (incl.: OGTT; FPG), medication, self-report, MRD	14 (16 datasets)	2-20 years	n = 1,760,800	Pooled OR = 1.47 (95% CI: 1.23–1.75; based on 15 datasets)	I ² =98.13% Small study effects not reported	9	Most analyses indicated a significant association between baseline anxiety and incidence diabetes.

AN = Anorexia nervosa; BED = Binge eating disorder; BN = Bulimia nervosa; DIS = difficulty initiating sleep; DMS = difficulty maintaining sleep; DM1= Type 1 diabetes mellitus; DM2= Type 2 diabetes mellitus; FPG = fasting plasma glucose; HR = hazard ratio; MA = systematic review with a meta-analysis; MH-OR = Mantel-Haenszel Odds Ratio; MRD = medical record documentation; OGTT = oral glucose tolerance test; RR = relative risk; SGA = second generation antipsychotics; SR = systematic review without a meta-analysis