

Constraining Suprathermal Electron Evolution in a Parker Spiral Field with Cassini Observations

G. A. Graham¹, M. R. Bakrania², I. J. Rae³, C. J. Owen², A. P. Walsh¹, M. J. Owens⁴

¹European Space Astronomy Centre, Urb. Villafranca del Castillo, 28692 Villanueva de la Cañada, Madrid, Spain

²University College London, Department of Space and Climate Physics, Mullard Space Science Laboratory, Dorking, Surrey, RH5 6NT, UK

³Northumbria University, Department of Mathematics, Physics and Electrical Engineering, Newcastle upon Tyne, NE1 8QH, UK

⁴University of Reading, Department of Meteorology, 15 Queens Walk, Reading, RG1 7QF, UK

Key Points:

- Strahl broadening with distance is investigated using a model constrained by Cassini cruise phase observations.
- Effects of solar wind speed/IMF length, scattering magnitude and, scattering energy relation are explored.
- Cassini strahl observations beyond 1 AU are likely explained by an energy-dependent scattering mechanism, the effect of which increases with electron energy.

Corresponding author: Georgina A. Graham, georgina.graham@esa.int

This article has been accepted for publication and undergone full peer review but has not been through the copyediting, typesetting, pagination and proofreading process, which may lead to differences between this version and the [Version of Record](#). Please cite this article as [doi: 10.1029/2020JA028669](https://doi.org/10.1029/2020JA028669).

This article is protected by copyright. All rights reserved.

Abstract

Suprathermal electrons in the solar wind consist of the ‘halo’, present at all pitch angles, and the ‘strahl’ which is a field-aligned, beam-like population. Examining the heliospheric evolution of strahl beams is key to understanding the in-transit processing of solar wind suprathermal electrons, in particular, to identify electron scattering mechanisms and to establish the origin of the halo population. Not only does this have significant implications with regard to the kinetic processes occurring within the solar wind but also its thermodynamic evolution, as the the suprathermal electrons carry the majority of the solar wind heat flux. In this investigation, an established model for suprathermal electron evolution in a Parker spiral interplanetary magnetic field (IMF) is adapted from its original use. The model is constrained using solar wind strahl observed by the Cassini mission on its interplanetary journey to Saturn. The effects of large scale IMF geometry due to different solar wind velocities and application of different electron scattering factors are examined. It is found that that slow solar wind speeds provide the closest match to the strahl width observations, both in terms of radial distance and electron energy trends, and that predominantly slower solar wind speeds were therefore likely observed by the Cassini mission en-route to Saturn. It is necessary to include a strahl scattering factor which increases with electron energy in order to match observations, indicating that the strahl scattering mechanism must have an inherent energy dependence.

1 Introduction

Solar wind electrons consist of a thermal component population known as the core and suprathermal electrons, which generally comprise of a relatively isotropic population known as the halo, and a field-aligned, beam-like population known as strahl (e.g., Feldman et al., 1975). Suprathermal electrons are responsible for supporting the electric field required to maintain zero net charge in the solar wind (e.g., McComas et al., 1992) and for carrying the heat flux conducted into the solar wind from the corona (e.g., Pilipp, Miggenrieder, Montgomery, et al., 1987).

Strahl electrons typically travel away from the Sun along the interplanetary magnetic field (IMF) direction, although certain IMF typologies, such as local inversion in the field or closed loops associated with ICMEs, can result in observation of a sunward or bi-directional strahl (e.g., Feldman et al., 1975; Pilipp, Miggenrieder, Mühlhäuser, et al., 1987; Gosling et al., 1994). In the absence of other effects, an electron with a given energy travelling outwards along the IMF should conserve magnetic moment. Thus, as IMF field strength decreases with distance from the Sun as it expands outwards with the solar wind plasma, strahl electrons are subject to adiabatic focusing. This should result in the formation of a strongly collimated beam (e.g., Owens et al., 2008). However, observations have demonstrated that strahl have significantly broader pitch-angle widths than expected for only adiabatic effects to be acting on the electrons. For example, at ~ 1 AU the strahl beam width should narrow to $<1^\circ$ but strahl width is frequently observed to be $>20^\circ$ (e.g., Anderson et al., 2012; Graham et al., 2018). Hence, strahl electron evolution must be subject to scattering processes. Coulomb interactions are generally considered to be too weak to fully explain the strahl broadening observed in the solar wind, in particular, at higher electron energies and larger heliocentric distances (e.g., Ogilvie et al., 2000; Horaites et al., 2017). This suggests that additional scattering processes must be involved, such as wave-particle interactions, of which there a number of possible candidates with different generation mechanisms (e.g., Gary et al., 1994; Saito & Gary, 2007b; Chen et al., 2013; Hellinger et al., 2014).

A number of studies have examined the evolution of strahl beam width with heliocentric radial distance. Using Ulysses data, Hammond et al. (1996) observed that strahl width broadens with heliocentric radial distance between 1 AU and 2.5 AU. Graham et al. (2017) later confirmed this increase in strahl pitch-angle width with distance, while

70 also extending the strahl width observational range to ~ 1 AU - 5.5 AU by making use
71 of Cassini observations en-route to Saturn. In addition, the fractional density of strahl
72 electrons relative to total electrons has been observed to decrease with heliospheric ra-
73 dial distance while that of the halo electrons increases (e.g., Maksimovic et al., 2005; Stverak
74 et al., 2009). This strahl-halo density relation, in conjunction with strahl broadening with
75 radial distance, suggests that strahl electrons are likely scattered to form some part of
76 the halo population.

77 The in-transit processing of strahl electrons is affected by both large-scale IMF ge-
78 ometry (e.g., Fazakerley et al., 2016) and kinetic-scale interactions (e.g., Gurgiolo et al.,
79 2012). Thus, improved understanding of strahl evolution can not only provide further
80 details into the thermodynamics of the solar wind but also provide valuable information
81 regarding IMF topology and connectivity, and the small scale interactions which occur
82 within the solar wind.

2 Motivation

Strahl width is observed to be highly variable at a given radial distance. For example, it has been shown that at 1 AU, strahl widths can lie anywhere between the limits of the instrument pitch angle resolution and isotropy (Anderson et al, 2012). However, on average, the increase in strahl beam width with heliocentric distance is relatively constant beyond 1 AU (Hammond et al., 1996; Graham et al., 2017). Using this average linear strahl width against distance relation, strahl broadening per unit radial distance can be found for each electron energy. Hammond et al. (1996) calculated the strahl broadening per AU for Ulysses observations out to ~ 2.5 AU. Equation 1 describes the empirically derived relationship between strahl broadening per unit radial distance and electron energy. This equation shows a linear decrease in strahl broadening per unit radial distance with electron energy, suggesting that the strahl scattering process is energy dependant, with higher energy strahl being scattered less than lower energies.

$$\frac{d(FWHM)}{dR} = 30(^{\circ}/AU) - 0.1E(^{\circ}/AU/eV) \quad (1)$$

Where R is the heliospheric radial distance in units of AU, E is electron energy in units of eV and FWHM (full-width-half-maximum) is a measure of strahl beam width. In Hammond et al. (1996), FWHM values were obtained by fitting a Gaussian function to each observed pitch angle distribution at a given electron energy, for a given radial distance. The Gaussian function also included a background term, to account for the suprathermal halo component of the electron distribution, and it was required that the peak signal be at least 2 times greater than the background to be included as strahl in their analysis.

Owens et al. (2008) developed a model to examine the evolution of suprathermal electron pitch-angle distributions along open Parker spiral IMF lines that used the solar wind strahl observations reported in Hammond et al. (1996) as constraints. In this model, two processes were applied to the strahl pitch-angle distribution as it evolved: adiabatic focussing and an “ad-hoc” pitch-angle scattering factor, which was assumed to be constant with heliospheric radial distance, electron kinetic energy and time (see Section 3 for further details). This model demonstrated the pertinent effect that the IMF geometry can have on suprathermal electron evolution, in particular producing two distinct regions. The first, an inner region where the IMF is mostly radial, in which the effect of adiabatic focussing dominates and results in the formation of a narrow strahl beam by ~ 0.1 AU. The second, an outer region where the IMF becomes more spiralled, in which

115 the effect of pitch-angle scattering dominates and results in the strahl beam broaden-
 116 ing significantly beyond ~ 0.5 AU. In this study, we are concerned with the region in which
 117 scattering dominates, as the observations we are investigating are from ~ 1 AU and be-
 118 yond. However, it should be noted that for regions closer to the Sun, < 0.7 AU, a slight
 119 decrease in the strahl width with the radial distance has been observed (Berčič et al.,
 120 2019). More specifically, this relation was found for lower energy strahl in solar wind with
 121 low values for the parallel component of the core electron beta ($\beta_{ec} = 2\mu_0 n_{ec} k_B T_{ec} / B^2$),
 122 i.e., in solar wind that is more stable to kinetic instabilities and should therefore expe-
 123 rience less scattering (this is discussed further in Section 5).

124 The modelled effect of scattering produced an approximately linear increase in strahl
 125 width beyond ~ 0.5 AU. Thus the Owens et al. (2008) model was able to closely match
 126 the Ulysses observations of average strahl width at a given heliospheric radial distance.
 127 The energy relationship found by Owens et al. (2008), by matching to the radial trend
 128 observed by Hammond et al. (1996) using a constant scattering factor, is given in Equa-
 129 tion 2. This modelled energy dependence of strahl broadening is much weaker than for
 130 the empirically derived dependence shown in Equation 1.

$$131 \quad \frac{d(FWHM)}{dR} = 17(^{\circ}/AU) - 0.013E(^{\circ}/AU/eV) \quad (2)$$

132 The energy dependence of strahl broadening given in Equation 2 arises solely from the
 133 time-of-flight effects of the electrons. In the presence of a constant rate scattering mech-
 134 anism with no relation to electron energy, strahl broadening per unit radial distance should
 135 decrease with electron energy (Owens et al., 2008). Since higher energy electrons travel
 136 a greater radial distance per unit of time and should therefore experience greater adi-
 137 abatic focusing. Thus, although the observed radial trend could be matched, the mod-
 138 elled relationship between strahl broadening per unit radial distance and electron energy
 139 does not correspond to the Hammond et al. (1996) observations; this is consistent with
 140 the possibility of a strahl scattering process which is energy dependant.

141 A more recent observational investigation by Graham et al. (2017) found strahl widths
 142 and calculated the strahl broadening per AU in the same manner as Hammond et al. (1996).
 143 However, the observations were made by the Cassini spacecraft and extended out to
 144 ~ 5.5 AU. Equation 3 describes the empirically derived relationship between strahl broad-
 145 ening per unit radial distance and electron energy.

$$146 \quad \frac{d(FWHM)}{dR} = 17.7(^{\circ}/AU) + 0.0034E(^{\circ}/AU/eV) \quad (3)$$

147 This relationship is very different from that obtained by Hammond et al. (1996) and in-
148 stead shows a slight increase in strahl broadening per unit radial distance with electron
149 energy. This relationship suggests that the dominant scattering mechanism affects higher
150 energy strahl more than lower energies. It should be noted that, although the increase
151 with energy shown in Equation 3 is small, it has significant implications regarding the
152 dominant scattering mechanism experienced by the strahl. Since, even for a constant mod-
153 elled scattering rate, the opposite energy relation is expected.

154 The relationships observed by Hammond et al. (1996) and Graham et al. (2017)
155 are both significantly different from each other and from the modelled relationship found
156 by Owens et al. (2008). It is therefore important to consider the differences between the
157 two sets of observations and the model. Hammond et al. (1996) used Ulysses data over
158 a heliolatitude range of $+30^\circ$ to -50° whereas Cassini had a near-equatorial trajectory
159 and so the data used by Graham et al. (2017) had minimal latitude variations. Hammond
160 et al. (1996) also examined intervals in the fast solar wind ($\sim 660 - 860 \text{ kms}^{-1}$), whereas
161 Graham et al. (2017) did not obtain solar wind velocity information due to the instru-
162 mental limitations of the Cassini Plasma Spectrometer (Young et al., 1998; Lewis et al.,
163 2008). Finally, Owens et al. (2008) used the Hammond et al. (1996) observations as con-
164 straints but, for the sake of simplicity, chose to model only 800 kms^{-1} solar wind for a
165 constant heliolatitude.

166 In theory, the Parker spiral magnetic field becomes more loosely wound (or more
167 radially oriented) as heliolatitude increases, which is in general agreement with IMF ob-
168 servations (Forsyth et al., 2002). The Parker spiral IMF is also more loosely wound (more
169 radially oriented) for higher solar wind velocities. Hence, heliolatitude and solar wind
170 speed may have an effect on the path length travelled by the field-aligned strahl elec-
171 trons. It is also important to consider the possible effects of the different solar origins
172 and in-situ properties of the solar wind plasma encountered by the Cassini and Ulysses
173 spacecraft (e.g., Xu & Borovsky, 2015; Abbo et al., 2016, and references therein). Since
174 different solar wind origins, e.g. coronal hole versus streamer-belt regions, may result in
175 different initial electron distributions or electrons that undergo differing degrees of scat-
176 tering in-transit within solar wind plasma with different characteristics. In order to in-
177 vestigate these possibilities, we implement and extend the Owens et al. (2008) model and
178 use the Cassini observations reported in Graham et al. (2017) as constraints. We exam-
179 ine the modelled strahl widths for different distances and electron energies, while con-

180 sidering the effect of solar wind velocity, i.e., average IMF geometry, as well as the ef-
181 fect of different scattering factors. Finally, the effect of including a scattering factor with
182 an inherent energy dependence will be examined.

Accepted Article

3 Method

We implement the Owens et al. (2008) model for a number of different solar wind velocities and degrees of strahl scattering, see Table 1. Below we provide a description of the model and how we make use of it within this study (for a more detailed discussion of the strahl evolution simulation we refer the readers to the original study).

The radial velocity of a strahl electrons consists of the radial component of the electron propagation along the magnetic field (V_{\parallel}) and the advection with the radially flowing solar wind (V_{SW}). This can be written as:

$$\begin{aligned} V_R &= V_{SW} + V_{\parallel} \cos[\gamma] \\ &= V_{SW} + \left[\sqrt{\frac{2E}{m_e}} \cos[\alpha] \right] \cos \left[\arctan \left[\frac{2\pi}{T_{ROT} V_{SW}} R \cos[\theta] \right] \right] \end{aligned} \quad (4)$$

Where γ is the angle between the magnetic field and radial direction (i.e, Parker spiral angle). E , α , R , T_{ROT} and θ represent the electron energy, electron pitch-angle about the magnetic field direction, heliocentric distance, the Sun's rotational period and the heliographic latitude, respectively.

In the absence of scattering effects, the evolution of α with R is controlled by conservation of magnetic moment:

$$\sin^2[\alpha(R)] = \frac{B_{TOT}(R) \sin^2[\alpha(R_0)]}{B_{TOT}(R_0)} \quad (5)$$

where $B_{TOT}(R)$ is the magnetic field strength at distance R and R_0 is a reference distance. Magnetic flux conservation implies that the radial component of the IMF strength falls off as $1/R^2$ and, in the Parker spiral model of the solar wind, the azimuthal component of the magnetic field is given by $B_{\gamma} = B_R \tan[\gamma(R, \theta)]$. The heliocentric distance and pitch angle of an electron at a given time t can thus be found by numerically integrating Equations 4 and 5.

The strahl evolution simulation uses a uniform numerical grid in cosine pitch-angle ($\mu = \cos\alpha$) and heliocentric distance space. At the start of the simulation all grid cells are set to zero except at $1 R_S$ where an isotropic population of electrons with number density N_{INIT} is placed. For each time-step, the new R and μ of each electron is calculated using Equations 4 and 5. When these new values fall between an R or μ then the electrons are split between the bounding grid cells by linear interpolation. Any electrons that propagate to the end of the simulation grid are lost.

The effect of pitch angle scattering is simulated using an “ad-hoc” process in which the electrons within in each grid cell at each time step are pitch angle broadened by a Gaussian function of μ . Assuming that at time step i there are N_0 electrons in the μ grid cell centred at μ_0 then at time step $i+1$ the electrons are spread in μ by the following equation:

$$\frac{dN(\mu)}{d\mu} = \frac{N_0}{\sigma\sqrt{2\pi}} \exp\left[-\frac{(\mu - \mu_0)^2}{2\sigma^2}\right] \quad (6)$$

Where the number of electrons is conserved is given by,

$$N_0 = \int_{-1}^1 d\mu \frac{dN}{d\mu} \quad (7)$$

If σ increases then the level of simulated scattering will also increase, as the electrons are spread over a larger range of μ . Hence, σ is referred to as the scattering factor. In this paper, we be varying σ along with V_{SW} in order to match to the Graham et al. (2017) observations of strahl pitch angle width from $\sim 1 - 5.5$ AU.

Following Owens et al. (2008), our initial chosen parameters include: a time-step length of 100s (dt), 0.01 AU radial grid spacing (dR), 500 pitch angle bins, a magnetic field strength of 5 nT at 1 AU and a heliolatitude of 0° . Each of these parameter choices was investigated at the beginning of this study and found to be suitable by inspection. Figure 1 shows an example run of the Owens et al. (2008) model, for an electron population that is initially isotropic. This example is for a modelled solar wind speed and electron energy of 800km^{-1} and 77 eV respectively. The colour bar represents the suprathermal electron number density, which has been normalised with respect to the maximum density at each heliocentric distance. The distribution of electrons broadens as heliocentric distance increases and the maximum density is always along a pitch angle of 0° . For each model run, the pitch angle width of the strahl is found for each radial distance bin by calculating the full-width-half-maximum (FWHM) of the electron pitch angle distribution. This is achieved by fitting a function consisting of a Gaussian peak and constant background to the pitch angle distribution in the same manner as Hammond et al. (1996), Graham et al. (2017) and Graham et al. (2018).

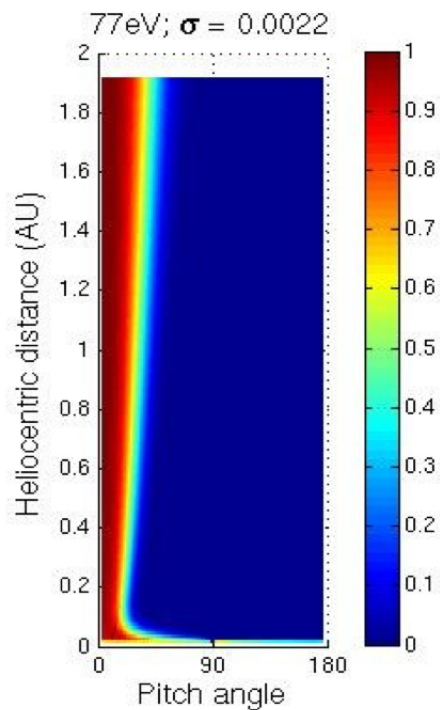


Figure 1. Results of a numerical simulation of suprathermal electron evolution with a pitch angle scattering factor of 0.0022 with for an initially isotropic distribution. The modelled solar wind speed and electron energy are 800km^{-1} and 77 eV respectively. Electron pitch angle is plotted against heliocentric radial distance. The colour scale represents normalised suprathermal electron number density.

4 Results

4.1 Considering Higher Electron Energies

Table 1 summarizes the electron energies (77 to 600 eV), solar wind velocities (300 - 1000 $km s^{-1}$), scattering factors (0.0015 - 0.0031) and scattering factor energy relations (constant and increasing with energy) for the different simulation runs presented in this paper. Previous work using this model investigated energies of 77 to 225 eV in order to match the energy range of the Ulysses strahl observations (Owens et al., 2008). We have elected to use electron energies up to 600 eV, in order to match the energy range of the Cassini strahl observations.

Panel (a) of Figure 2 shows the modeled results for change in strahl width per unit radial distance against electron energy. Following Owens et al. (2008), these results were obtained for a solar wind speed of 800 $km s^{-1}$ and an electron scattering factor of 0.0022; values that were originally selected as they produced results closest to the Hammond et al. (1996) observations of 77 eV strahl radial evolution (and also agree well with energies up to 225 eV). When we model the evolution of higher energy electrons, it can be seen that the pitch angle change per AU does not continue to decrease linearly with energy. This can be seen in Panel (a), in which, beyond ~ 250 eV, the simulated energy relation for all electron energies (solid line) flattens out and departs from the linear relation given in Equation 2 (dashed line).

Table 1. Parameters used for the simulation runs in this investigation. V_{SW} is the selected solar wind speed, σ is the applied scattering factor and E in the electron energy. Panel A shows the values used for investigation of different solar wind speeds. Panel B shows the values used for investigating different scattering factors for three different solar wind speeds. Panel C shows the values used for investigation of a non-constant scattering factor.

	V_{SW} (kms^{-1})	σ	E (eV)	σ energy relation
A	300 - 1000	0.0022	77	constant
B	800	0.0022 - 0.0035	77 - 600	constant
	450	0.002, 0.0022	”	”
	300	0.0015 - 0.0022	”	”
C	450	0.0019 at 77 eV	77 - 600	$\sigma \propto 10^{-6} eV^{-1} \times E$
	”	0.0022 at 77 eV	”	”
	300	0.0015 at 77 eV	”	”
	”	0.0017 at 77 eV	”	”

4.2 Solar Wind Velocity Observed by Cassini

In this paper, the Owens et al. (2008) model is used to match to Cassini strahl observations from its interplanetary journey to Saturn (Graham et al., 2017). However, due to the field-of-view restrictions of the Cassini electron instrument, obtaining solar wind information is challenging and requires making significant assumptions (Lewis et al., 2008). Hence, Graham et al. (2017) were not able to obtain solar wind information for the Cassini strahl study. However, it should be noted that Cassini's interplanetary trajectory remained at low heliographic latitudes and was therefore likely mixed-speed, but predominantly slow solar wind.

In August 1999, the Cassini spacecraft performed an Earth Flyby, during which time the ACE spacecraft was at L1 making observations of the solar wind upstream of Cassini. Examination of the magnetic field data of the two spacecraft revealed observations of similar magnetic features, observed by Cassini at Earth for the expected times based on solar wind speed observed by ACE in conjunction with the magnetic field information (Graham, 2018). In particular, a magnetic cloud was identified (smooth rotation of the magnetic field) which passed both spacecraft. Hence, feature matching was used to estimate the solar wind speeds seen by Cassini during Earth Flyby using upstream ACE solar wind velocity information. It was found that at ~ 1 AU Cassini was subject to wind speed with a median of ~ 530 kms^{-1} , a minimum of ~ 380 kms^{-1} and a maximum of ~ 770 kms^{-1} .

4.3 The Effect of Solar Wind Velocity

The strahl evolution simulation was run for a number of different solar wind velocities in order to further investigate the effect of IMF geometry on strahl evolution. Panel (b) of Figure 2 shows the modelled strahl width broadening per AU for solar wind speeds ranging from 300 to 1000 kms^{-1} . For each of the simulation runs an electron energy of 77 eV and a scattering factor of 0.0022 was implemented (see Case A in Table 1). We find that strahl width broadening per AU decreases with respect to solar wind velocity. This relationship is as expected since faster solar wind will have a more radial IMF. Panel (c) of Figure 2 demonstrates how Parker spiral IMF length increases with radial distance for different solar wind speeds. The increase in Parker spiral length with radial distance is smaller for faster wind speeds. Hence, electrons travelling along the IMF in fast solar wind will experience a greater change in radial distance and thus, a greater change in magnetic field strength per unit time than in the slow wind. In the case of a scattering rate that is constant with time and distance (as is modelled), this means that for a given time, the electron will experience greater focusing in the fast solar wind than the slow for the same scattering effect.

The effect of solar wind speed on IMF length also influences the observed energy relation for change in strahl width per AU. Panel (d) of Figure 2 shows the energy relation for slow (300 kms^{-1}) and fast (800 kms^{-1}) solar wind speeds. It can be seen that a beam of lower energy (slower) electrons experiences greater broadening per AU than higher energy (faster) electrons due to time-of-flight effects i.e., a faster electron will experience a greater change in radial distance and magnetic field strength per unit time and therefore, experience greater adiabatic focussing effects. This energy relation is much steeper (approximately twice as steep) in the slow wind than the fast.

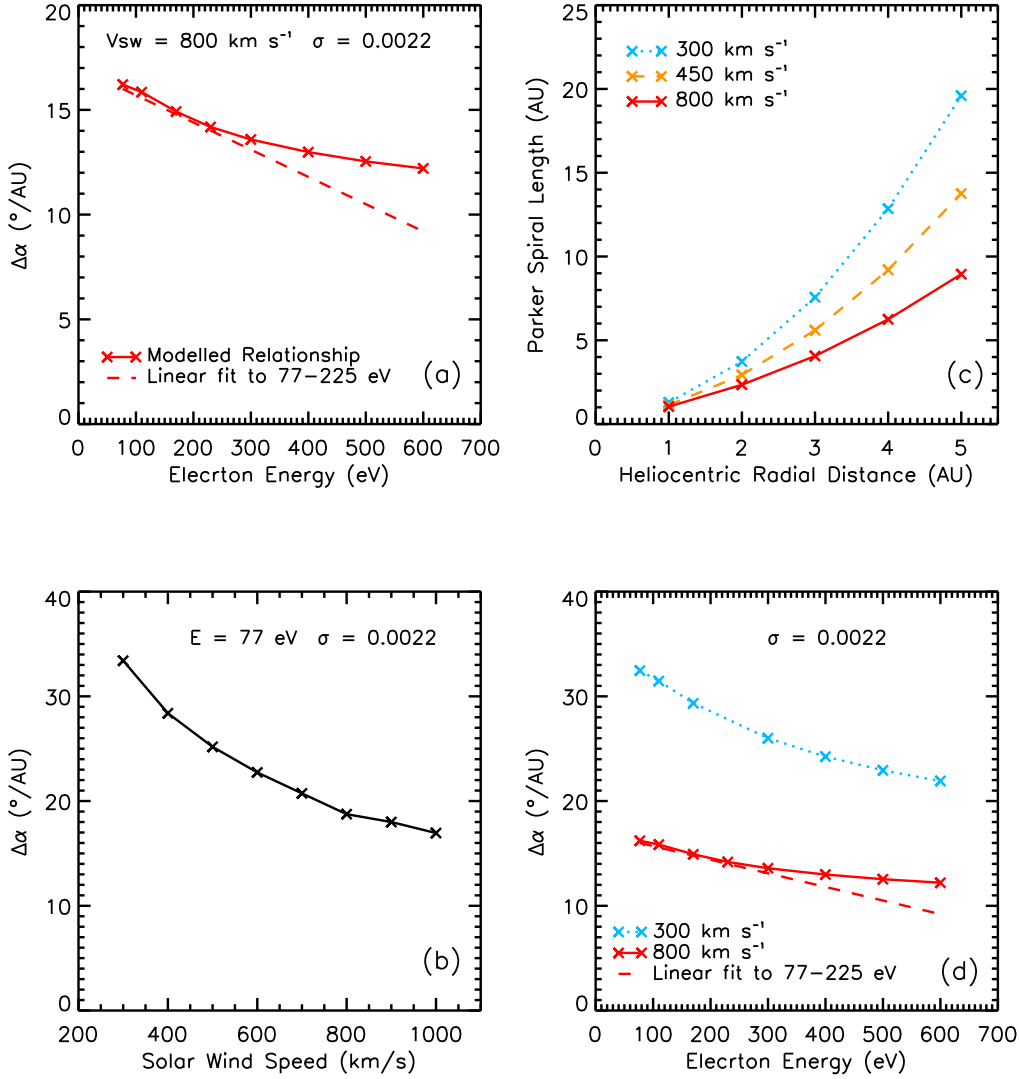


Figure 2. (a) Simulation results for variation of strahl width per unit distance as a function of electron energy. The results (solid line) show the energy relation obtained for simulations run for 800 km s^{-1} solar wind with a scattering factor of 0.0022. The relation shown by the dashed line is the extrapolation of the results reported in Owens et al. (2008) for 77 - 225 eV electrons. (b) Simulation results for variation of strahl width per unit distance as a function of solar wind velocity for an electron energy of 77eV, a scattering factor of 0.0022. (c) Parker spiral length against heliocentric radial distance for 300 km s^{-1} (blue dotted line), 450 km s^{-1} (orange dashed line) and 800 km s^{-1} (red solid line). (d) Simulation results for variation of strahl width per unit distance as a function of electron energy for a scattering factor of 0.0022. The results shown in blue (dotted line) are for a solar wind velocity of 300 km s^{-1} . The results shown in red (solid and dashed lines) are the same as shown in (a).

287

4.4 Applying a greater scattering factor & comparison to Cassini observations

288

289

290

291

292

293

294

295

296

Cassini observations of strahl beam width extended the heliocentric distance range from 1 - 2.5 AU to 1 - 5.5 AU and demonstrated that strahl width continues to increase with distance. However, Graham et al. (2017) found that strahl broadening per AU increased with electron energy as opposed to the decrease with energy modelled by Owens et al. (2008) and observed by Hammond et al. (1996). Figure 3 shows the effect of increasing the selected scattering factor for the simulation from 0.0022 to 0.0031, for a solar wind speed of 800 km s^{-1} and electron energies of 77 to 600 eV. We also extend the linear fitting range for strahl width with radial distance to 1-5.5 AU.

297

298

299

300

301

302

303

304

305

It can be seen that increasing the scattering factor to 0.0031 brings the simulated results for most electron energies within the uncertainty for the fits to the Graham et al. (2017) observations of strahl broadening per AU, shown by the dot-dashed lines in Figure 3. In addition, when this alteration is applied to the simulations, the trend for broadening per AU with electron energy is also altered. Above 300 eV the decrease in strahl broadening per AU is less pronounced than the decrease as shown in Panel (d) of Figure 2 for $\sigma=0.0022$; in fact, broadening per AU is almost uniform across the higher electron energies for increased scattering factor. Below 300 eV there is an increase in strahl broadening per AU with electron energy.

306

307

308

309

310

311

312

313

314

Increasing the scattering factor brings the simulated results within error of the fits to the energy relation observed by Cassini (Equation 3). However, a constant, larger scattering rate does not produce a strahl evolution which agrees with the radial distance relation. This is because increasing the scattering rate at lower electron energies, by the same amount as for higher energies, results in a strahl width at a given radial distance that is larger than the Cassini observations for low energy electrons. For example, using 800 km s^{-1} wind speed, a scattering factor of 0.0031 produces a strahl width for $\sim 77 \text{ eV}$ electrons that is $\sim 40^\circ$ greater than observed by Cassini at 1 AU (Graham et al., 2017).

315

316

317

318

Strahl broadening per AU against scattering factor for different electron energies is shown in Panel (a) of Figure 4. It was found that, for most electron energies, strahl broadening per AU correlated with applied scattering factor. However, the opposite trend was found for lower energy strahl (77 and 170eV), with higher scattering factors result-

319 ing in a smaller value for strahl broadening per AU. In other words, applying a greater
320 degree of scattering to the lower energy electrons results in a more gradual increase in
321 strahl width with distance from 1 to 5.5 AU.

322 Panel (b) of Figure 4 shows the FWHM of the strahl beam against distance for 800
323 kms^{-1} solar wind and 77 eV electrons, with a scattering factor of 0.0022 (left) and 0.0031
324 (right). It can be seen that for higher scattering rates the strahl beam is broader within
325 the region in which the effect of adiabatic focusing dominates ($\sim 0 - 0.1$ AU) and thus
326 the simulated strahl is broader before the effects of scattering begin to dominate their
327 evolution. The 77 eV strahl is also consistently broader across the radial range when us-
328 ing a higher scattering rate. However, the modelled results only produce an approximately
329 linear relation of strahl width with distance and this becomes significant when large scat-
330 tering rates are applied to lower energy electrons. As can be seen in Panel (b) of Fig-
331 ure 4, applying a scattering factor of 0.0031 results in a rate of change of strahl width
332 that falls off at larger radial distances. Thus, linear fitting to the modelled trends with
333 radial distance may not appropriate for low energy strahl when applying larger scatter-
334 ing factors.

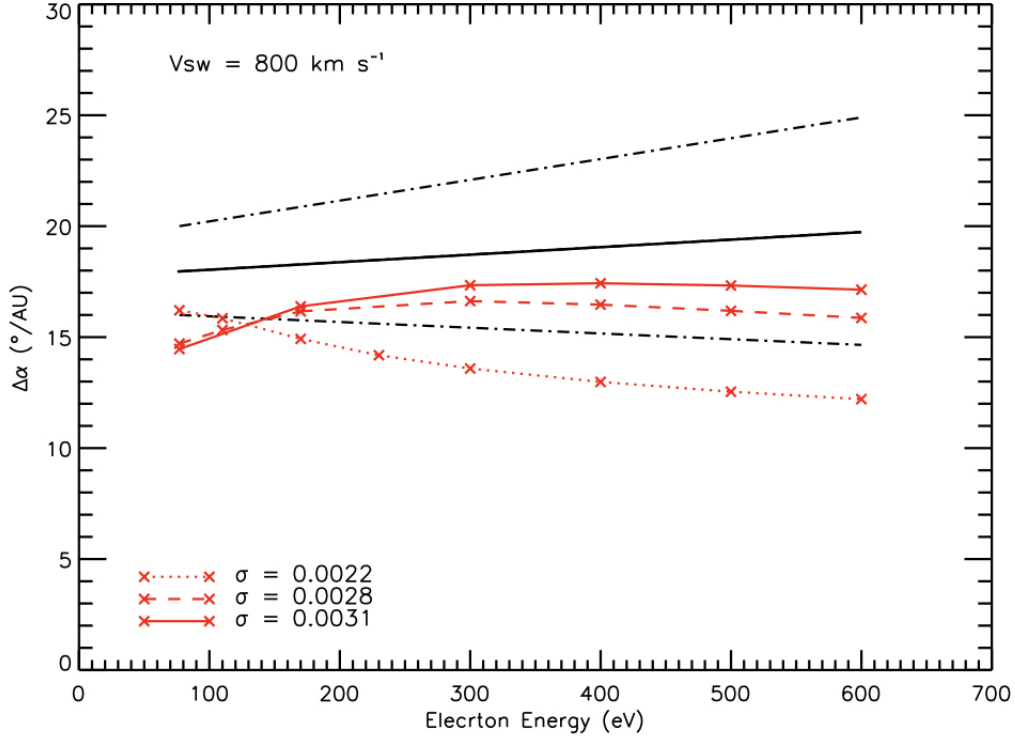


Figure 3. Simulation results for variation of strahl width per unit distance as a function of electron energy for a solar wind velocity of 800 km s^{-1} . The results shown by the red solid line, dashed line and dotted line are for a scattering factor of 0.0031, 0.0028 and 0.0022 respectively. The black solid line shows the fitted results from the Graham et al. (2017) observational study and the dot-dash lines show the 1σ uncertainty for the fit.

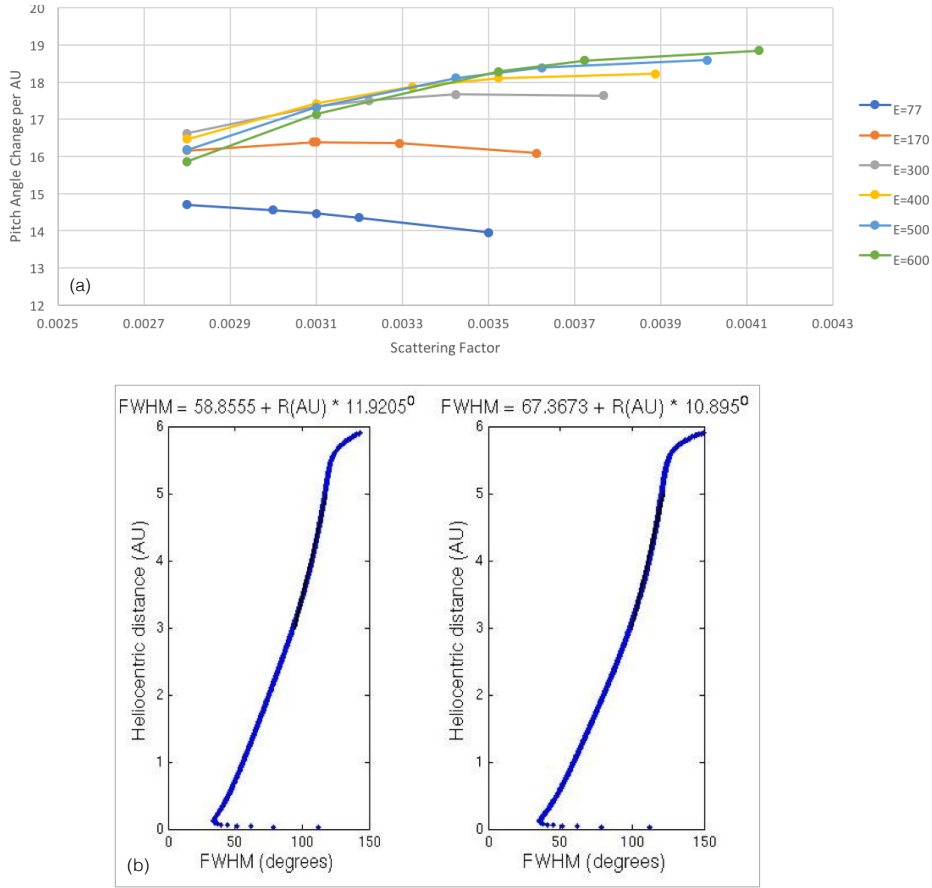


Figure 4. (a) Simulation results for variation of strahl width per unit distance as a function of scattering factor for electron energies ranging from 77 to 600 eV and a fitting range of 1-5.5 AU. (b) Results of a numerical simulation of suprathermal electron evolution with a pitch angle scattering factor of 0.0028 (left) and 0.0031 (right). FWHM of the electron pitch angle distribution is plotted against heliocentric radial distance. The equation above each plot is for a linear fit to the simulated results from 3 - 5 AU. The steep increase in pitch angle width near 6 AU is a result of the edge effects of the simulation.

4.5 Applying a Non-constant Scattering Factor

The difference between modelled and observed energy relations for strahl beam width broadening per AU suggests that the scattering rate may not be constant with electron energy. Both the Ulysses and Cassini observations display a strahl broadening per AU energy relation that differs from the energy relation produced by a modelled constant scattering factor. In Graham et al. (2017) it was suggested that there may be a dominant strahl scattering mechanism with an inherent energy relation which could account for the observed difference between modelled and observed energy relations. From examination of the Graham et al. (2017) fits, it can be seen that a scattering factor that increases by 0.0001 per 100 eV would likely match observations. Thus, a scattering factor which increased with a gradient of 10^{-6} eV⁻¹ for energies ranging from 77 eV to 600 eV was selected.

Figure 5 shows the results for a 300 kms⁻¹ and 450 kms⁻¹ solar wind speed. Greater scattering factors were applied to the 450 kms⁻¹ wind speed runs than the 300 kms⁻¹ runs (See C of Table 1), since strahl in faster solar winds experiences a greater adiabatic focusing effect and so a greater scattering factor is required to match the Graham et al. (2017) observations. We have also excluded 800 kms⁻¹ wind speeds as the higher scattering factors required do not agree with the radial trends observed (see Section 4.4). The results for energies above ~ 150 eV for all three wind speeds lie within the upper and lower bounds of the (Graham et al., 2017) 1 sigma uncertainties. It can also be seen that for electrons with energies greater than ~ 300 eV, the simulation results match very closely to the Graham et al. (2017) best fit to the data.

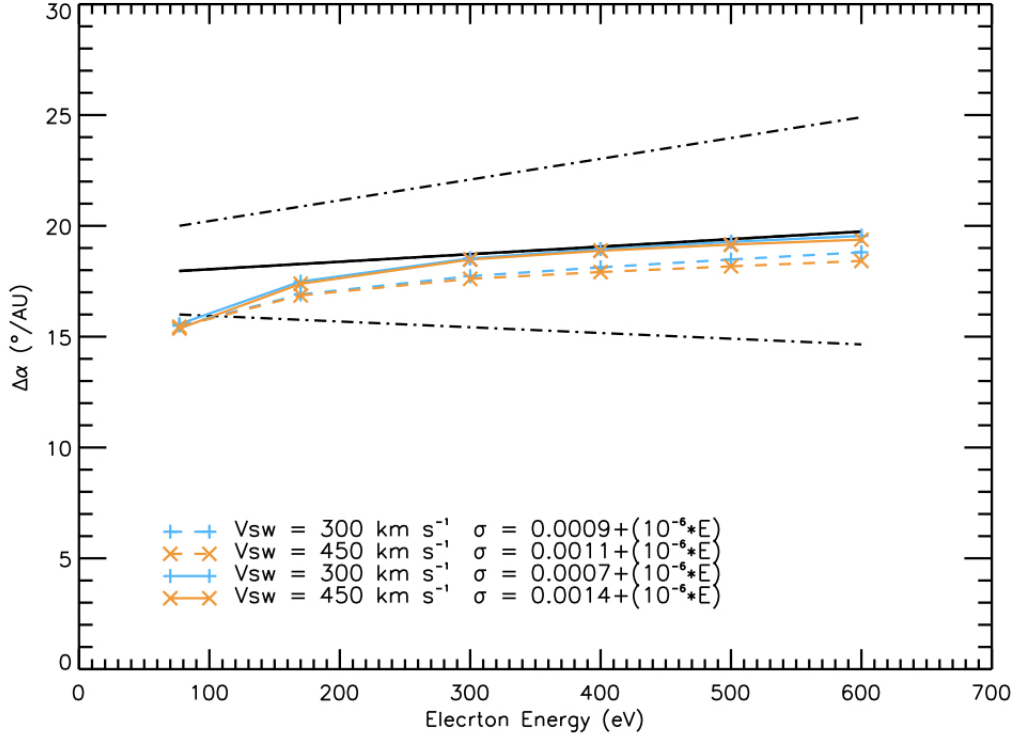


Figure 5. Simulation results for variation of strahl width per unit distance as a function of electron energy for a scattering factor which increases with electron energy. The black solid line shows the fitted results from the Graham et al. (2017) observational study and the dot-dash lines show the 1σ uncertainty for the fit. The results shown in blue plus symbols (+) and orange crosses (x) are for a solar wind velocity of 300 km s^{-1} and 450 km s^{-1} respectively. For both solar wind speeds, the results shown by a solid line are for higher applied scattering factors than for the results shown by a dashed line.

5 Discussion

In this investigation, we adapted the Owens et al. (2008) model of suprathermal electron evolution, in order to investigate the effect of solar wind speed and a scattering rate that was not constant with electron energy. In particular, the model was adjusted to match the observations made from 1 to 5.5 AU by Graham et al. (2017) using Cassini data. Previously, Owens et al. (2008) demonstrated that using a constant scattering factor of 0.0022 produced a good fit between model and the change in strahl width with heliocentric distance observed by Hammond et al. (1996) using Ulysses data. However, Owens et al. (2008) produced an energy relation for pitch angle broadening per AU which did not match the energy relation obtained from the Ulysses observations (see Equation 1). Nor did the modelled results match those obtained by Cassini, which themselves differed significantly from the Ulysses observations. Figure 6 shows the energy relations found by each of these three investigations in addition to two of the modeled results from this study which implemented a scattering factor that increased with electron energy. A primary difference between these two sets of strahl observations is that they were obtained in different solar wind regimes, with Ulysses in the high latitude fast solar wind and Cassini in the low latitude mixed-speed solar wind. It was concluded that differing solar wind conditions and a scattering mechanism (or mechanisms) with an inherent energy relation may be needed to explain the differences found by the three studies.

We implemented the electron scattering simulation developed by Owens et al. (2008) for a number of simulations with different solar wind velocities, electron energies and scattering rates. In the initial investigation it was assumed that the scattering rate was constant with time, distance and electron energy. As expected, it was found that the more tightly wound Parker spiral field, associated with lower solar wind speeds, resulted in a greater strahl width broadening per AU than for a more radial field, associated with faster wind speeds. This is in agreement with findings that strahl is generally broader in the slow solar wind than the fast (e.g., Fitzenreiter et al., 1998). In the case of our modelled results, this greater broadening is a result of electrons travelling further along the spiral field for a given decrease in magnetic field strength and therefore adiabatic focussing effect. In addition, it was found that electrons in the slow solar wind have a steeper electron energy relation for broadening per AU. This steepening is a result of more energetic (faster) strahl electrons experiencing less scattering for a given distance travelled along the IMF, an effect which is more pronounced for more tightly wound, spiral fields.

390 The Owens et al. (2008) model assumes a Parker spiral field and, although on av-
391 erage the IMF topology agrees with the Parker solar wind model, observations have also
392 shown that the in-ecliptic magnetic field angle can significantly deviate from the expected
393 spiral field direction (e.g., R. Forsyth et al., 1996). Hence, the variation in strahl beam
394 width observed at a given radial distance (e.g., Anderson et al., 2012; Graham et al., 2017,
395 2018) may in part be explained by the IMF deviation from the spiral field direction. The
396 effect of IMF path length can clearly be observed in our results. In particular, the steep-
397 ening of the broadening per AU energy relation for simulations with slower solar wind
398 speed (greater IMF length) that can be observed in Panel (d) of Figure 2. This model
399 therefore demonstrates how variation of IMF length can provide significant variation in
400 strahl width at a given radial distance, even without considering the possibility of dif-
401 ferent scattering mechanisms in the different solar wind regimes.

402 Previous work, in which the IMF path length traveled by strahl within 1 AU was
403 estimated using SEP onset observations at 1 AU, found that that strahl beam width in-
404 creased with path length, indicating that strahl scattering is a quasi-continuous process
405 (Graham et al., 2018). It was also found that the strahl broadening per unit distance
406 estimated within 1 AU was greater than observed at larger distances by Cassini. Path-
407 length dependent scattering has also recently been demonstrated in a study of sunward
408 directed strahl observed by the Helios spacecraft (Macneil et al., 2020). The study found
409 that, at a given heliocentric radial distance, sunward strahl was broader than its out-
410 ward directed counterpart. This result suggests that for a more complex IMF, such as
411 one with local inversions in the field, strahl will travel a longer path along the field to
412 reach a given radial distance and thus experience additional scattering effects. It was also
413 shown that this effect was more pronounced closer to the Sun, suggesting that the rel-
414 ative importance of additional path-length dependant scattering decreases with helio-
415 centric distance. For both studies, a constant-rate scattering process was found to be an
416 appropriate explanation for their observations.

417 In this investigation, we examined the effect of a scattering factor that remained
418 constant with time and distance but that increased with electron energy. It was found
419 that this form of scattering factor produced an energy relation that agreed well with the
420 best fit to the Cassini observations. It was also found that, when using a scattering fac-
421 tor that increased with electron energy, slower solar wind speeds were a more appropri-
422 ate match to the Cassini observations. In simulations with faster solar wind speeds, it

423 was found that higher scattering rates were required to match the observed energy re-
424 lation for strahl broadening per AU. This produced a modelled strahl width at a given
425 radial distance that is broader than observed by Cassini and no longer within error of
426 the Graham et al. (2017) radial fits to the observations. Hence, it is concluded that Cassini
427 most likely observed the radial evolution of strahl in predominantly slow solar wind. This
428 is in agreement with the solar wind speeds expected to occur most often in the ecliptic,
429 as well as the solar wind speed estimates made during the Earth and Jupiter flybys (at
430 ~ 1 and 5-5.75 AU respectfully.)

431 The energy relation for strahl broadening per unit distance within 1 AU has also
432 been indirectly examined by Graham et al. (2018). Indications were found of strahl beam
433 broadening per unit distance that increased with electron energy, in general agreement
434 with the Cassini observations at greater radial distances but with a greater magnitude
435 of beam broadening and a steeper increase in broadening per unit distance. More recently,
436 Helios electron data has been re-examined to investigate strahl evolution within 1 AU
437 while considering the effect of electron beta (Berčič et al., 2019). It was found that at
438 given radial distance lower beta solar wind, in other words faster, and more tenuous so-
439 lar wind, displayed clear energy relations for strahl width; whereas, higher beta winds
440 displayed greater, more uniform strahl widths for all energies. For the lower beta solar
441 wind observed by Helios, lower strahl energies ($\lesssim 200$ eV) displayed an anti-correlation
442 with strahl beam width, whereas higher strahl energies displayed a correlation. These
443 two relations are the similar to those obtained using Cassini observations at 1 AU, in which
444 it was found that for lower strahl energies (~ 70150 eV), strahl width decreased with en-
445 ergy, and for higher energies (~ 200600 eV), strahl width increased with energy (Graham
446 et al., 2017). The Cassini observations beyond 1 AU generally displayed much less clear
447 or uniform energy relations at a given radial distance. Finally, examination of the Berčič
448 et al (2019) Helios results indicates that direct observations within 1 AU also show greater
449 strahl beam broadening per unit radial distance for higher electron energies, with mag-
450 nitudes of beam broadening that generally agree with the indirect observations of Graham
451 et al. (2018).

452 Graham et al. (2017) concluded that a possible explanation for the strahl broad-
453 ening per AU observed by Cassini is that the dominant scattering process is due to res-
454 onant interactions with whistler-mode waves resulting from turbulent cascade. This con-
455 clusion was based on previous simulations of this mechanism, which found that strahl

456 scattering was more effective at higher electron energies (Saito & Gary, 2007b). In this
457 case, strahl broadening with increasing energy is a natural consequence of a turbulent
458 spectrum with greater wave-power for longer wavelengths (Saito & Gary, 2007a). How-
459 ever, it should therefore be noted that kinetic Alfvén waves may also be a candidate for
460 strahl scattering, particularly since there have been observations of kinetic Alfvén wave
461 at appropriate scales in the solar wind (e.g., Lacombe et al., 2017). Strahl itself could
462 drive instabilities which result in scattering of the strahl beam, particularly for higher
463 strahl energies. A number of possibilities for self-induced strahl scattering has recently
464 been investigated by Verscharen et al. (2020). This study found that, for low beta con-
465 ditions and sufficiently high strahl speeds, strahl electrons could quasi-continuously ex-
466 cite the oblique fast-magnetosonic/whistler instability as the solar wind travels outwards
467 away from the Sun. Thereby, pitch-angle scattering the strahl electrons via transfer of
468 kinetic energy into unstable wave modes.

469 The possible scattering mechanisms highlighted above do not explain the steep de-
470 crease in strahl broadening per AU observed by Ulysses in the high speed, polar solar
471 wind (Hammond et al., 1996). Kinetic modelling of strahl electrons which relies on Coulomb
472 collisions as a source of scattering in high speed solar wind streams can produce a strahl
473 width energy relation that falls with electron energy and matches observations at 1 AU
474 (Horaites et al., 2017). However, the widths of strahl in this type of model saturate at
475 1 AU and do not become broader with increased heliocentric distance (Horaites et al.,
476 2018). It therefore seems likely that there must be another scattering mechanism(s) act-
477 ing within the fast solar wind that can then account for continued broadening of the strahl
478 and there are a number of different possibilities. For example, it has been shown that
479 a core electron temperature anisotropy ($T_{ec\perp}/T_{ec\parallel}$) > 1 can lead excitation of the whistler
480 anisotropy instability, producing enhanced whistler fluctuations that result in strahl scat-
481 tering that decreases with strahl energy (Saito & Gary, 2007a). It has also been shown
482 that there are strahl driven processes that can scatter lower energy strahl electrons ef-
483 fectively via either the production of lower hybrid waves (Shevchenko & Galinsky, 2010)
484 or Lagmuir waves (Pavan et al., 2013).

485 Whistler-mode waves are frequently invoked as a scattering mechanism to explain
486 observed strahl beam width broadening, since the waves resonantly interact with suprather-
487 mal electrons and they can provide different inherent energy realtions depending on their
488 generation mechanism (e.g., Fitzenreiter et al., 1998; Hammond et al., 1996; Vocks et

489 al., 2005; De Koning et al., 2006; Pagel et al., 2007; Anderson et al., 2012). It is there-
490 fore important to consider the surrounding conditions and properties of the whistler waves
491 that are observed in the solar wind. Whistler waves have been observed in the solar wind
492 at 1 AU by a number of different investigations. For example, it has been shown that
493 whistler-like fluctuations are present in the solar wind up to 10% of the time, in partic-
494 ular when the wind has a slow speed (< 450 km/s), a relatively large electron heat flux,
495 and a low electron collision frequency (e.g., Lacombe et al., 2014). Although, it has also
496 been shown that the majority of whistler-mode waves observed at 1 AU propagate in the
497 anti-sunward direction and a sunward propagation direction is required for resonant in-
498 teraction with anti-sunward strahl (Stansby et al., 2016).

499 More recently, it has been shown that the occurrence probability of whistler waves
500 in the solar wind is strongly dependent on the electron temperature anisotropy (Tong
501 et al., 2019). When $T_{e\perp}/T_{e\parallel} < 0.9$ the probability is less than 2% but this increases to
502 15% as $T_{e\perp}/T_{e\parallel}$ approaches 1.2. This particular investigation of whistler waves also found
503 that the wave amplitude anti-correlates with solar wind velocity and strongly correlates
504 with electron beta. Additionally, the minimum energy of electrons resonating with the
505 whistler waves was found to increase with decreasing electron beta, from a few tens of
506 eV to a few hundred eV. Finally, whistler wave packets have also recently been observed
507 in the solar wind within 1AU by the Parker Solar Probe spacecraft (Agapitov et al., 2020).
508 It was found that the waves propagated in the sunward direction necessary to interact
509 with strahl beams and that the waves had much larger amplitudes than observed at 1
510 AU.

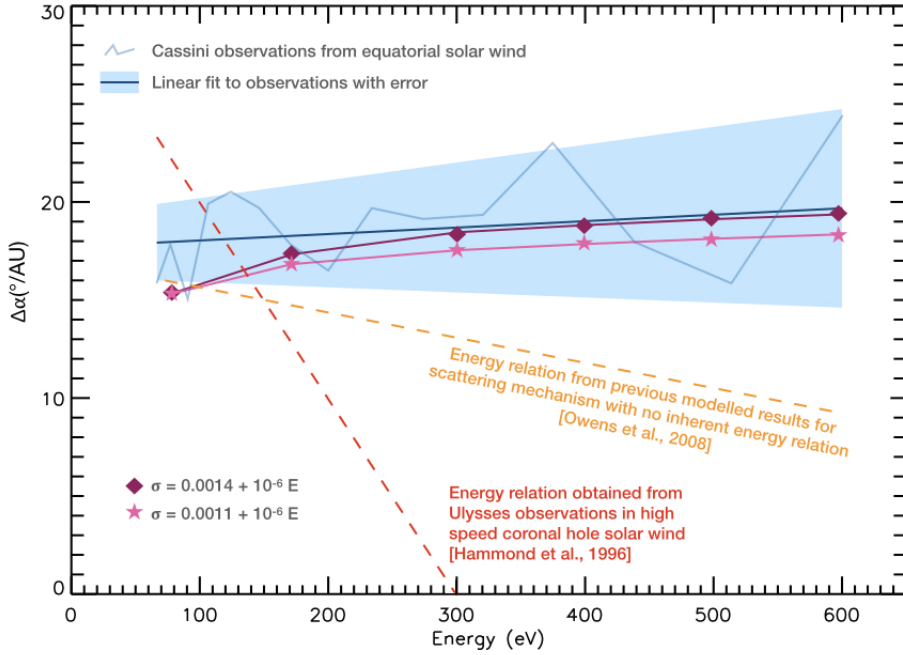


Figure 6. Summary plot showing modelled results from this investigation with observational and modelled results from previous investigations. The increase in strahl width per unit radial distance obtained from Cassini observations is shown by the blue solid line, and the associated uncertainty is shown by the blue shaded area. The increase in strahl width per unit radial distance obtained from Ulysses observations is shown by the red dashed line. The Owens et al. (2008) energy relation for modelled time of flight effects in a Parker spiral field, with a constant scattering factor and a modelled solar wind speed of 800km^{-1} , is shown by the orange dashed line. The purple diamond and pink stars show the simulation results from this investigation. Both are for a scattering factor that increases with electron energy in solar wind with a speed of 450km^{-1} .

6 Conclusion

The simulated results obtained in this study show that the large scale IMF path associated with slow solar wind speeds provide the best match to the strahl widths observed by Cassini. This agrees well with the expected conditions observed by Cassini in the elliptic plane of mixed, mostly slow, solar wind velocities. It is also possible that differing solar wind conditions may explain the opposite strahl broadening energy relations obtained using the Cassini and Ulysses observations (see Equations 3 and 2 respectively). The Ulysses observations were made in coronal hole solar wind and thus not only have shorter average IMF path lengths at a given radial distance, as a result of high solar wind speeds; but also different plasma properties, which may result in a different dominant scattering mechanism. These different plasma conditions are beyond the scope of this paper but many recent studies have explored the effect of differing electron beta and electron velocity distribution anisotropies. In particular, the Parker Solar Probe and Solar Orbiter spacecraft will enable these kinds of investigations in regions close to the Sun, where much less in-transit processing has occurred and the coronal influence on the observed velocity distributions may be established (e.g., Halekas et al., 2020; Berčič et al., 2020)

In this investigation, it was found that linear fitting to the modelled increase in strahl width with distance for each electron energy, in order to determine the energy relation for strahl broadening per AU, is appropriate for higher energy strahl electrons. However, the modelled broadening of strahl electrons follows only an approximately linear trend and thus, when considering a large radial range, this is not suitable for use with lower energy strahl. Higher energy electrons do not experience as significant a decrease in strahl broadening per AU as their lower energy counterparts and, for these energies, it was found that a scattering factor that increased with strahl energy produced an energy relation for strahl broadening per AU that closely matched the Graham et al. (2017) observations. The results presented in this investigation suggest that the geometric effect of differing solar wind speeds, i.e., the IMF length variation at a given radial distance, can account for some of the strahl width variation observed. However, it is found that the strahl broadening energy relation can not be explained by differing solar wind speeds and that an inherent non constant scattering rate which increases with energy is required to match the Graham et al. (2017) results. Thus, it is concluded that the dominant strahl scattering mechanism in the ecliptic solar wind must have an inherent energy relation.

544 Finally, it should be noted that the scattering factor used in this investigation is
545 “ad-hoc”. Further, high resolution, investigation of individual strahl scattering events
546 at a given radial distance are needed to ascertain the degree by which strahl is pitch an-
547 gle broadened and to determine the scattering event occurrence. This would not only
548 provide constraints by which the dominant strahl mechanism at that radial distance could
549 be identified but also mean that a scattering factor based on observational evidence could
550 be implemented in the Owens et al. (2008) model for strahl evolution.

551 Acronyms

552 **IMF** Interplanetary Magnetic Field

553 **FWHM** full-width-half-maximum

554 Acknowledgments

555 G.A.G. is supported by an ESA Research Fellowship. M.R.B was supported by the Royal
556 Astronomical Society. I.J.R. and C.J.O. were supported by the STFC consolidated grant
557 to MSSL. We thank the Cassini instrument teams, in particular the CAPS, MAG and
558 MIMI team members. Data for this study can be found at NASAs Planetary Data Sys-
559 tem (<https://pds.jpl.nasa.gov>).

560 References

- 561 Abbo, L., Ofman, L., Antiochos, S., Hansteen, V., Harra, L., Ko, Y.-K., . . . others
562 (2016). Slow solar wind: Observations and modeling. *Space Science Reviews*,
563 *201*(1-4), 55–108.
- 564 Agapitov, O., de Wit, T. D., Mozer, F., Bonnell, J., Drake, J., Malaspina, D., . . .
565 others (2020). Sunward-propagating whistler waves collocated with localized
566 magnetic field holes in the solar wind: Parker solar probe observations at 35.7
567 r radii. *The Astrophysical journal letters*, *891*(1), L20.
- 568 Anderson, B. R., Skoug, R. M., Steinberg, J. T., & McComas, D. J. (2012). Vari-
569 ability of the solar wind suprathermal electron strahl. *Journal of Geophysical*
570 *Research: Space Physics*, *117*(A4), n/a–n/a. Retrieved from [http://dx.doi](http://dx.doi.org/10.1029/2011JA017269)
571 [.org/10.1029/2011JA017269](http://dx.doi.org/10.1029/2011JA017269) (A04107) doi: 10.1029/2011JA017269
- 572 Berčić, L., Larson, D., Whittlesey, P., Maksimović, M., Badman, S. T., Landi, S.,

- 573 ... others (2020). Coronal electron temperature inferred from the strahl elec-
574 trons in the inner heliosphere: Parker solar probe and helios observations. *The*
575 *Astrophysical Journal*, 892(2), 88.
- 576 Berčić, L., Maksimović, M., Landi, S., & Matteini, L. (2019). Scattering of strahl
577 electrons in the solar wind between 0.3 and 1 au: Helios observations. *Monthly*
578 *Notices of the Royal Astronomical Society*, 486(3), 3404–3414.
- 579 Chen, C., Boldyrev, S., Xia, Q., & Perez, J. (2013). Nature of subproton scale tur-
580 bulence in the solar wind. *Physical review letters*, 110(22), 225002.
- 581 De Koning, C. A., Gosling, J., Skoug, R. M., & Steinberg, J. T. (2006). Widths
582 of suprathermal pitch angle distributions during solar electron bursts: Ace
583 observations. *Journal of Geophysical Research: Space Physics*, 111(A4).
- 584 Fazakerley, A. N., Harra, L. K., & van Driel-Gesztelyi, L. (2016). An investigation of
585 the sources of earth-directed solar wind during carrington rotation 2053. *The*
586 *Astrophysical Journal*, 823(2), 145. Retrieved from [http://stacks.iop.org/](http://stacks.iop.org/0004-637X/823/i=2/a=145)
587 [0004-637X/823/i=2/a=145](http://stacks.iop.org/0004-637X/823/i=2/a=145)
- 588 Feldman, W. C., Asbridge, J. R., Bame, S. J., Montgomery, M. D., & Gary, S. P.
589 (1975). Solar wind electrons. *Journal of Geophysical Research*, 80(31), 4181–
590 4196. Retrieved from <http://dx.doi.org/10.1029/JA080i031p04181> doi:
591 [10.1029/JA080i031p04181](http://dx.doi.org/10.1029/JA080i031p04181)
- 592 Fitzenreiter, R. J., Ogilvie, K. W., Chornay, D. J., & Keller, J. (1998). Observations
593 of electron velocity distribution functions in the solar wind by the wind space-
594 craft: High angular resolution strahl measurements. *Geophysical Research Let-*
595 *ters*, 25(3), 249–252. Retrieved from <http://dx.doi.org/10.1029/97GL03703>
596 doi: [10.1029/97GL03703](http://dx.doi.org/10.1029/97GL03703)
- 597 Forsyth, Balogh, & Smith. (2002). The underlying direction of the heliospheric
598 magnetic field through the ulysses first orbit. *Journal of Geophysical Re-*
599 *search: Space Physics*, 107(A11), SSH 19-1–SSH 19-11. (1405) doi:
600 [10.1029/2001JA005056](http://dx.doi.org/10.1029/2001JA005056)
- 601 Forsyth, R., Balogh, A., Horbury, T., Erdős, G., Smith, E., & Burton, M. (1996).
602 The heliospheric magnetic field at solar minimum: Ulysses observations from
603 pole to pole. *Astronomy and Astrophysics*, 316, 287–295.
- 604 Gary, S. P., Scime, E. E., Phillips, J. L., & Feldman, W. C. (1994). The whistler
605 heat flux instability: Threshold conditions in the solar wind. *Journal of Geo-*

- 606 *physical Research: Space Physics*, 99(A12), 23391–23399.
- 607 Gosling, J. T., Bame, S. J., McComas, D. J., Phillips, J. L., Scime, E. E., Pizzo,
608 V. J., ... Balogh, A. (1994). A forwardreverse shock pair in the solar
609 wind driven by overexpansion of a coronal mass ejection: Ulysses obser-
610 vations. *Geophysical Research Letters*, 21(3), 237-240. Retrieved from
611 <https://agupubs.onlinelibrary.wiley.com/doi/abs/10.1029/94GL00001>
612 doi: 10.1029/94GL00001
- 613 Graham, G. A. (2018). *The Evolution of Solar Wind Strahl* (Unpublished doctoral
614 dissertation). University of London, University College London (United King-
615 dom).
- 616 Graham, G. A., Rae, I. J., Owen, C. J., & Walsh, A. P. (2018). Investigating the ef-
617 fect of imf path length on pitch-angle scattering of strahl within 1 au. *The As-
618 trophysical Journal*, 855(1), 40.
- 619 Graham, G. A., Rae, I. J., Owen, C. J., Walsh, A. P., Arridge, C. S., Gilbert, L.,
620 ... Waite, J. H. (2017). The evolution of solar wind strahl with heliospheric
621 distance. *Journal of Geophysical Research: Space Physics*, 122(4), 3858–3874.
- 622 Gurgiolo, C., Goldstein, M. L., Viñas, A. F., & Fazakerley, A. N. (2012). Direct
623 observations of the formation of the solar wind halo from the strahl. *Annales
624 Geophysicae*, 30(1), 163–175. Retrieved from [http://www.ann-geophys.net/
625 30/163/2012/](http://www.ann-geophys.net/30/163/2012/) doi: 10.5194/angeo-30-163-2012
- 626 Halekas, J., Whittlesey, P., Larson, D., McGinnis, D., Maksimovic, M., Berthomier,
627 M., ... others (2020). Electrons in the young solar wind: First results from
628 the parker solar probe. *The Astrophysical Journal Supplement Series*, 246(2),
629 22.
- 630 Hammond, C., Feldman, W., McComas, D., Phillips, J., & Forsyth, R. (1996).
631 Variation of electron-strahl width in the high-speed solar wind: Ulysses ob-
632 servations. *Astronomy and Astrophysics*, 316, 350–354. Retrieved from
633 <http://adsabs.harvard.edu/abs/1996A%26A...316..350H> (Provided by
634 the SAO/NASA Astrophysics Data System)
- 635 Hellinger, P., Trávníček, P. M., Decyk, V. K., & Schriver, D. (2014). Oblique elec-
636 tron fire hose instability: Particle-in-cell simulations. *Journal of Geophysical
637 Research: Space Physics*, 119(1), 59–68.
- 638 Horaites, K., Boldyrev, S., & Medvedev, M. V. (2018). Electron strahl and halo for-

- 639 mation in the solar wind. *Monthly Notices of the Royal Astronomical Society*.
- 640 Horaites, K., Boldyrev, S., Wilson III, L. B., Viñas, A. F., & Merka, J. (2017). Ki-
641 netic theory and fast wind observations of the electron strahl. *arXiv preprint*
642 *arXiv:1706.03464*.
- 643 Lacombe, C., Alexandrova, O., & Matteini, L. (2017). Anisotropies of the magnetic
644 field fluctuations at kinetic scales in the solar wind: Cluster observations. *The*
645 *Astrophysical Journal*, *848*(1), 45.
- 646 Lacombe, C., Alexandrova, O., Matteini, L., Santolík, O., Cornilleau-Wehrin, N.,
647 Mangeney, A., ... Maksimovic, M. (2014). Whistler mode waves and the
648 electron heat flux in the solar wind: Cluster observations. *The Astrophysical*
649 *Journal*, *796*(1), 5.
- 650 Lewis, G., Andr, N., Arridge, C., Coates, A., Gilbert, L., Linder, D., & Rymer,
651 A. (2008). Derivation of density and temperature from the cassinihuygens
652 {CAPS} electron spectrometer. *Planetary and Space Science*, *56*(7), 901 -
653 912. Retrieved from [http://www.sciencedirect.com/science/article/pii/](http://www.sciencedirect.com/science/article/pii/S0032063307003959)
654 [S0032063307003959](http://www.sciencedirect.com/science/article/pii/S0032063307003959) doi: <http://dx.doi.org/10.1016/j.pss.2007.12.017>
- 655 Macneil, A. R., Owens, M. J., Lockwood, M., Štverák, Š., & Owen, C. J. (2020).
656 Radial evolution of sunward strahl electrons in the inner heliosphere. *Solar*
657 *Physics*, *295*(2), 16.
- 658 Maksimovic, M., Zouganelis, I., Chaufray, J.-Y., Issautier, K., Scime, E. E., Lit-
659 tleton, J. E., ... Elliott, H. (2005). Radial evolution of the electron dis-
660 tribution functions in the fast solar wind between 0.3 and 1.5 au. *Jour-*
661 *nal of Geophysical Research: Space Physics*, *110*(A9), n/a–n/a. Re-
662 trieved from <http://dx.doi.org/10.1029/2005JA011119> (A09104) doi:
663 [10.1029/2005JA011119](http://dx.doi.org/10.1029/2005JA011119)
- 664 McComas, D., Bame, S., Feldman, W., Gosling, J., & Phillips, J. (1992). Solar wind
665 halo electrons from 1–4 au. *Geophysical research letters*, *19*(12), 1291–1294.
- 666 Ogilvie, K. W., Fitzenreiter, R., & Desch, M. (2000). Electrons in the low-density
667 solar wind. *Journal of Geophysical Research: Space Physics*, *105*(A12), 27277–
668 27288.
- 669 Owens, M. J., Crooker, N. U., & Schwadron, N. A. (2008). Suprathermal electron
670 evolution in a parker spiral magnetic field. *Journal of Geophysical Research:*
671 *Space Physics*, *113*(A11), n/a–n/a. Retrieved from <http://dx.doi.org/>

- 672 10.1029/2008JA013294 (A11104) doi: 10.1029/2008JA013294
- 673 Pagel, C., Gary, S. P., De Koning, C. A., Skoug, R. M., & Steinberg, J. T. (2007).
674 Scattering of suprathermal electrons in the solar wind: Ace observations. *Journal of Geophysical Research: Space Physics*, 112(A4).
675
- 676 Pavan, J., Viñas, A., Yoon, P. H., Ziebell, L. F., & Gaelzer, R. (2013). Solar wind
677 strahl broadening by self-generated plasma waves. *The Astrophysical Journal Letters*, 769(2), L30.
678
- 679 Pilipp, W., Miggenrieder, H., Montgomery, M., Mühlhäuser, K.-H., Rosenbauer, H.,
680 & Schwenn, R. (1987). Characteristics of electron velocity distribution func-
681 tions in the solar wind derived from the helios plasma experiment. *Journal of*
682 *Geophysical Research: Space Physics*, 92(A2), 1075–1092.
- 683 Pilipp, W., Miggenrieder, H., Mühlhäuser, K.-H., Rosenbauer, H., Schwenn, R., &
684 Neubauer, F. (1987). Variations of electron distribution functions in the solar
685 wind. *Journal of Geophysical Research: Space Physics*, 92(A2), 1103–1118.
- 686 Saito, S., & Gary, S. P. (2007a). All whistlers are not created equally: Scattering
687 of strahl electrons in the solar wind via particle-in-cell simulations. *Geophys-
688 ical Research Letters*, 34(1), n/a–n/a. Retrieved from [http://dx.doi.org/10](http://dx.doi.org/10.1029/2006GL028173)
689 [.1029/2006GL028173](http://dx.doi.org/10.1029/2006GL028173) (L01102) doi: 10.1029/2006GL028173
- 690 Saito, S., & Gary, S. P. (2007b). Whistler scattering of suprathermal electrons in the
691 solar wind: Particle-in-cell simulations. *Journal of Geophysical Research: Space*
692 *Physics*, 112(A6).
- 693 Shevchenko, V., & Galinsky, V. (2010). Stability of the strahl electron distribution
694 function and its dynamics. *Nonlinear Processes in Geophysics*, 17(5), 593.
- 695 Stansby, D., Horbury, T., Chen, C., & Matteini, L. (2016). Experimental determi-
696 nation of whistler wave dispersion relation in the solar wind. *The Astrophysical*
697 *Journal Letters*, 829(1), L16.
- 698 Stverak, S., Maksimovic, M., Travnicek, P. M., Marsch, E., Fazakerley, A. N., &
699 Scime, E. E. (2009). Radial evolution of nonthermal electron populations
700 in the low-latitude solar wind: Helios, cluster, and ulysses observations.
701 *Journal of Geophysical Research: Space Physics*, 114(A5), n/a–n/a. Re-
702 trieved from <http://dx.doi.org/10.1029/2008JA013883> (A05104) doi:
703 10.1029/2008JA013883
- 704 Tong, Y., Vasko, I. Y., Artemyev, A. V., Bale, S. D., & Mozer, F. S. (2019). Statis-

- 705 tical study of whistler waves in the solar wind at 1 au. *The Astrophysical Jour-*
706 *nal*, 878(1), 41.
- 707 Verscharen, D., Jeong, S.-Y., Chandran, B., Salem, C., Pulupa, M., & Bale, S.
708 (2020). Kinetic theory and simulation of electron-strahl scattering in the solar
709 wind. In *Egu general assembly conference abstracts* (p. 2165).
- 710 Vocks, C., Salem, C., Lin, R., & Mann, G. (2005). Electron halo and strahl forma-
711 tion in the solar wind by resonant interaction with whistler waves. *The Astro-*
712 *physical Journal*, 627(1), 540.
- 713 Xu, F., & Borovsky, J. E. (2015). A new four-plasma categorization scheme for the
714 solar wind. *Journal of Geophysical Research: Space Physics*, 120(1), 70–100.
715 Retrieved from <http://dx.doi.org/10.1002/2014JA020412> (2014JA020412)
716 doi: 10.1002/2014JA020412
- 717 Young, D., Barraclough, B., Berthelier, J., Blanc, M., Burch, J., Coates, A., ...
718 others (1998). Cassini plasma spectrometer investigation. *Measurement*
719 *Techniques in Space Plasmas: Particles*, 237–242.