



Differential cross-section measurements for the electroweak production of dijets in association with a Z boson in proton–proton collisions at ATLAS

ATLAS Collaboration*

CERN, 1211 Geneva 23, Switzerland

Received: 30 June 2020 / Accepted: 5 December 2020
© CERN for the benefit of the ATLAS collaboration 2021

Abstract Differential cross-section measurements are presented for the electroweak production of two jets in association with a Z boson. These measurements are sensitive to the vector-boson fusion production mechanism and provide a fundamental test of the gauge structure of the Standard Model. The analysis is performed using proton–proton collision data collected by ATLAS at $\sqrt{s} = 13$ TeV and with an integrated luminosity of 139 fb^{-1} . The differential cross-sections are measured in the $Z \rightarrow \ell^+\ell^-$ decay channel ($\ell = e, \mu$) as a function of four observables: the dijet invariant mass, the rapidity interval spanned by the two jets, the signed azimuthal angle between the two jets, and the transverse momentum of the dilepton pair. The data are corrected for the effects of detector inefficiency and resolution and are sufficiently precise to distinguish between different state-of-the-art theoretical predictions calculated using POWHEG+PYTHIA8, HERWIG7+VBFNLO and SHERPA 2.2. The differential cross-sections are used to search for anomalous weak-boson self-interactions using a dimension-six effective field theory. The measurement of the signed azimuthal angle between the two jets is found to be particularly sensitive to the interference between the Standard Model and dimension-six scattering amplitudes and provides a direct test of charge-conjugation and parity invariance in the weak-boson self-interactions.

Contents

1	Introduction
2	ATLAS detector
3	Dataset and Monte Carlo event simulation
4	Event reconstruction and selection
5	Extraction of electroweak component
6	Correction for detector effects
7	Systematic uncertainties

	Experimental systematic uncertainties
	Theoretical uncertainties in the electroweak signal extraction
	Uncertainties in the unfolding procedure
	Summary of systematic uncertainties
8	Results
9	Constraints on anomalous weak-boson self-interactions
10	Conclusion
A	Validation of electroweak extraction methodology
	Impact of strong Zjj generator choice
	Variations of the electroweak extraction method
B	Tabulated differential cross-section measurements
	References

1 Introduction

Measurements that exploit the weak vector-boson scattering (VBS) and weak vector-boson fusion (VBF) processes have become increasingly prevalent at the Large Hadron Collider (LHC) in the last few years. In the Higgs sector, measurements of Higgs boson production via VBF have been used to determine the strength, charge-conjugation (C) and parity (P) properties of the Higgs boson's interactions with weak bosons [1–7]. These measurements have recently been augmented by the observation of the electroweak production of two jets in association with a weak-boson pair [8–12], which is extremely sensitive to the VBS production mechanism and provides a stringent test of the gauge structure of the Standard Model of particle physics (SM). In the search for physics beyond the SM, the VBF and VBS production mechanisms have been used to search for dark matter [13, 14], heavy-vector triplets [15], Higgs-boson pair production [16], and signatures of warped extra dimensions [17].

All of these measurements and searches rely on theoretical predictions to accurately model the electroweak processes that are sensitive to the VBF and VBS production mechanisms. Specifically, Monte Carlo (MC) event genera-

* e-mail: atlas.publications@cern.ch

tors are used to optimise the event selection and to extract the electroweak signal from the dominant background, with the signal extraction typically performed using fits to kinematic spectra. However, it is known that the theoretical predictions from different event generators do not agree, both in the overall production rate [9] as well as in the kinematic properties of the final state [18]. Model-independent measurements that directly probe the kinematic properties of VBF and VBS are therefore crucial, to determine which event generators can be used reliably in physics analysis at the LHC experiments.

This article presents differential cross-section measurements for the electroweak production of dijets in association with a Z boson (referred to as EW Zjj production). The EW Zjj process is defined by the t -channel exchange of a weak vector boson, as shown in Fig. 1a, b, and is very sensitive to the VBF production mechanism. Previous measurements of EW Zjj production by ATLAS [19,20] and CMS [21–23] have focused on measuring only an integrated fiducial cross-section in a VBF-enhanced topology. The analysis presented in this article measures differential cross-sections of EW Zjj production in the $Z \rightarrow \ell^+\ell^-$ decay channel ($\ell = e, \mu$) and as a function of four observables; the transverse momentum of the dilepton pair ($p_{T,\ell\ell}$), the dijet invariant mass (m_{jj}), the absolute rapidity¹ separation of the two jets ($|\Delta y_{jj}|$), and the signed azimuthal angle between the two jets ($\Delta\phi_{jj}$). The $\Delta\phi_{jj}$ variable is defined as $\Delta\phi_{jj} = \phi_f - \phi_b$, where the two highest transverse-momentum jets are ordered such that $y_f > y_b$ [24]. Collectively, these four observables probe the important kinematic properties of the VBF and VBS production mechanisms. The measurements are performed using proton–proton collision data collected by the ATLAS experiment at a centre-of-mass energy of $\sqrt{s} = 13$ TeV and with an integrated luminosity of 139 fb^{-1} .

The EW Zjj differential cross-section measurements presented here are sufficiently precise that they can be used to probe a diverse range of physical phenomena. First, under the assumption of no beyond-the-SM physics contributions to the EW Zjj process, the measurements can be used to distinguish between the SM EW Zjj predictions produced by different event generators or by different parameter choices within each event generators. In the short term, the measurements will therefore help determine which event generator predictions can be used reliably in analyses that seek to exploit VBF and VBS at the LHC. In the longer term,

the measurements will provide crucial input if the theoretical predictions are to be improved. Second, and more generally, the measurements provide a new avenue to search for signatures of physics beyond the SM. The differential cross-section as a function of $\Delta\phi_{jj}$, for example, is found to be particularly sensitive to anomalous weak-boson self-interactions that arise from CP-even and CP-odd operators in a dimension-six effective field theory. This parity-odd observable has been proposed as a method to search for CP-violating effects in Higgs boson production [24], but has not yet been measured in a final state sensitive to anomalous weak-boson self-interactions.

The layout of the article is as follows. The ATLAS detector is briefly described in Sect. 2. The signal and background simulations used in the analysis are described in Sect. 3. The event reconstruction and selection are described in Sect. 4. The method used to extract the electroweak component is described in Sect. 5. This includes a data-driven constraint on the dominant background process in which the jets that are produced in association with the Z boson arise from the strong interaction (strong Zjj production) as shown in Fig. 1c, d. The corrections applied to remove the impact of detector resolution and inefficiency are described in Sect. 6. The experimental and theoretical systematic uncertainties are presented in Sect. 7. Finally, the differential cross-sections for EW Zjj production are presented in Sect. 8. Differential cross-sections for inclusive Zjj production are also presented in Sect. 8 for the signal and control regions used to extract the electroweak component. The EW Zjj differential cross-sections are used in Sect. 9 to search for anomalous weak-boson self-interactions. A brief summary of the analysis is given in Sect. 10.

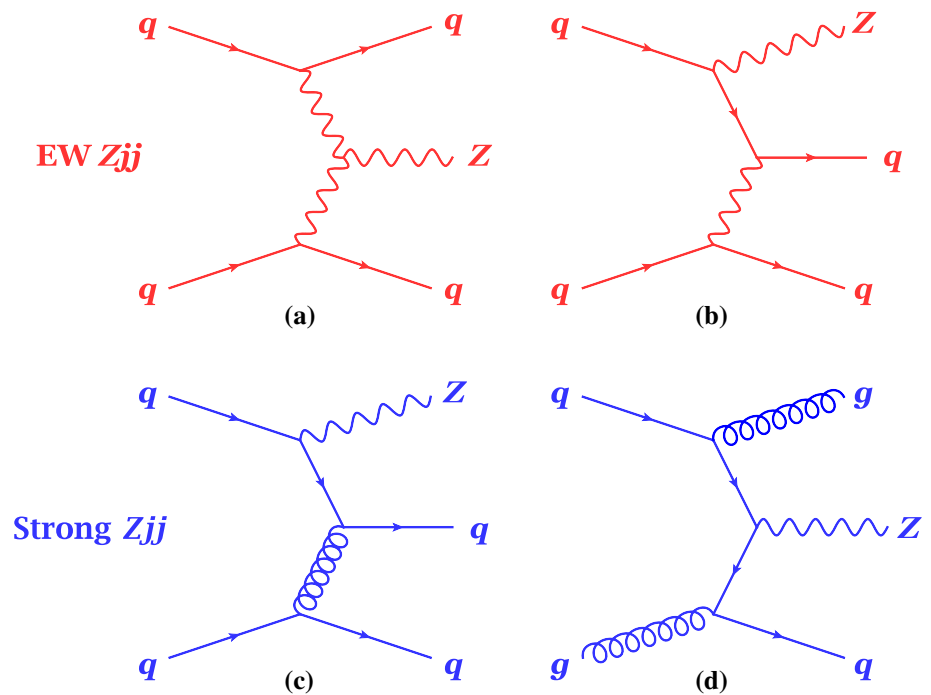
2 ATLAS detector

The ATLAS detector [25] at the LHC covers nearly the entire solid angle around the collision point. It consists of an inner tracking detector surrounded by a thin superconducting solenoid, electromagnetic and hadronic calorimeters, and a muon spectrometer incorporating three large superconducting toroidal magnets.

The inner-detector system is immersed in a 2 T axial magnetic field and provides charged-particle tracking in the range $|\eta| < 2.5$. The high-granularity silicon pixel detector covers the vertex region and typically provides four measurements per track, the first hit normally being in the insertable B-layer (IBL) installed before the start of Run 2 [26,27]. The IBL is followed by the silicon microstrip tracker which usually provides eight measurements per track. These silicon detectors are complemented by the transition radiation tracker (TRT), which enables radially extended track reconstruction up to $|\eta| = 2.0$. The TRT also provides electron

¹ ATLAS uses a right-handed coordinate system with its origin at the nominal interaction point (IP) in the centre of the detector and the z -axis along the beam pipe. The x -axis points from the IP to the centre of the LHC ring, and the y -axis points upwards. Cylindrical coordinates (r, ϕ) are used in the transverse plane, ϕ being the azimuthal angle around the z -axis. The pseudorapidity is defined in terms of the polar angle θ as $\eta \equiv -\ln \tan(\theta/2)$, and is equal to the rapidity $y \equiv 0.5 \ln((E + p_z)/(E - p_z))$ in the relativistic limit. Angular distance is measured in units of $\Delta R \equiv \sqrt{(\Delta y)^2 + (\Delta\phi)^2}$.

Fig. 1 Representative Feynman diagrams for EW Zjj production (a, b) and strong Zjj production (c, d). The electroweak Zjj process is defined by the t -channel exchange of a weak boson and at tree level is calculated at $O(\alpha_{EW}^4)$ when including the decay of the Z boson. The strong Zjj process has no weak boson exchanged in the t -channel and at tree level is calculated at $O(\alpha_{EW}\alpha_s^2)$ when including the decay of the Z boson



identification information based on the fraction of hits (typically 30 in total) above a higher energy-deposit threshold corresponding to transition radiation.

The calorimeter system covers the pseudorapidity range $|\eta| < 4.9$. Within the region $|\eta| < 3.2$, electromagnetic calorimetry is provided by barrel and endcap high-granularity lead/liquid-argon (LAr) calorimeters, with an additional thin LAr presampler covering $|\eta| < 1.8$, to correct for energy loss in material upstream of the calorimeters. Hadronic calorimetry is provided by the steel/scintillator-tile calorimeter, segmented into three barrel structures within $|\eta| < 1.7$, and two copper/LAr hadronic endcap calorimeters. The solid angle coverage is completed with forward copper/LAr and tungsten/LAr calorimeter modules optimised for electromagnetic and hadronic measurements respectively.

The muon spectrometer comprises separate trigger and high-precision tracking chambers measuring the deflection of muons in a magnetic field generated by the superconducting air-core toroids. The field integral of the toroids ranges between 2.0 and 6.0 Tm across most of the detector. A set of precision chambers covers the region $|\eta| < 2.7$ with three layers of monitored drift tubes, complemented by cathode-strip chambers in the forward region, where the background is highest. The muon trigger system covers the range $|\eta| < 2.4$ with resistive-plate chambers in the barrel, and thin-gap chambers in the endcap regions.

Interesting events are selected for further analysis by the level-one (L1) trigger system, which is implemented in custom hardware. The selections are further refined by algorithms implemented in software in the high-level trigger (HLT) [28]. The L1 trigger selects events from the 40 MHz

bunch crossings at a rate below 100 kHz. The HLT further reduces the rate in order to write events to disk at about 1 kHz.

3 Dataset and Monte Carlo event simulation

The analysis is performed on proton–proton collision data at a centre-of-mass energy of $\sqrt{s} = 13$ TeV. The data were recorded between 2015 and 2018 and correspond to an integrated luminosity of 139 fb^{-1} .

Monte Carlo event generators are used to simulate the signal and background events produced in the proton–proton collisions. These samples are used to optimise the analysis, evaluate systematic uncertainties, and correct the data for detector inefficiency and resolution. A summary of the event generators is presented in Table 1 and further details of each generator are given below.

Electroweak Zjj production was simulated using three MC event generators. The default EW Zjj sample was produced with POWHEG-BOX v1 [29–31] using the CT10nlo [32] parton distribution functions (PDF) and is accurate to next-to-leading order (NLO) in perturbative QCD. The sample was produced with the ‘VBF approximation’, which requires a t -channel colour-singlet exchange to remove overlap with diboson topologies [33]. The parton-level events were passed to PYTHIA 8.186 to add parton-showering, hadronisation and underlying-event activity, using the AZNLO [34] set of tuned parameters. The EVTGEN program [35] was used for the properties of the bottom and charm hadron decays. This sample is referred to as POWHEG+PY8 EW Zjj production.

Table 1 Summary of generators used for simulation. The details and the corresponding references are provided in the body of the text. In the final column, ‘default’ refers to the default set of tuned parameters provided with the event generator

Process	Generator	ME accuracy	PDF	Shower and hadronisation	Parameter set
EW Zjj	POWHEG-BOX v1	NLO	CT10nlo	PYTHIA8+EVTGEN	AZNLO
	HERWIG7+ VBFNLO	NLO	MMHT2014lo	HERWIG7+EVTGEN	Default
	SHERPA 2.2.1	LO (2–4j)	NNPDF3.0nnlo	SHERPA	Default
Strong Zjj	SHERPA2.2.1	NLO (0–2j), LO (3–4j)	NNPDF3.0nnlo	SHERPA	Default
	MADGRAPH5_aMC@NLO	NLO (0–2j), LO (3–4j)	NNPDF2.3nlo	PYTHIA8+EVTGEN	A14
	MADGRAPH5	LO (0–4j)	NNPDF3.0lo	PYTHIA8+EVTGEN	A14
VV	SHERPA	NLO (0–1j), LO (2–3j)	NNPDF3.0nnlo	SHERPA	Default
$t\bar{t}$	POWHEG-BOX v2 hvq	NLO	NNPDF3.0nnlo	PYTHIA8+EVTGEN	A14
VVV	SHERPA	LO (0–1j)	NNPDF3.0nnlo	SHERPA	Default
W +jets	SHERPA	NLO (0–2j), LO (3–4j)	NNPDF3.0nnlo	SHERPA	Default

The second EW Zjj sample was produced in the VBF approximation with HERWIG7.1.5 [36,37]. The samples were produced at NLO accuracy in the strong coupling using VBFNLO v3.0.0 [38] as the loop-amplitude provider. The MMHT2014LO PDF set [39] was used along with the default set of tuned parameters for parton showering, hadronisation and underlying event. EvtGen was used for the properties of the bottom and charm hadron decays. This sample is referred to as HERWIG7+VBFNLO EW Zjj production.

The third EW Zjj sample was produced in the VBF approximation with the SHERPA 2.2.1 event generator [40]. The samples were produced using leading-order (LO) matrix elements with up to two additional parton emissions. The NNPDF3.0nnlo PDFs [41] were used and the matrix elements were merged with the SHERPA parton shower using the MEPS@LO prescription [42]. Hadronisation and underlying-event algorithms were used to construct the fully hadronic final state using the set of tuned parameters developed by the SHERPA authors. This sample is referred to as SHERPA EW Zjj production.

The dominant background arises from Zjj final states in which the two jets are produced from the strong interaction, as shown in Fig. 1c, d. This is referred to as the strong Zjj background and was simulated using three different MC event generators. SHERPA 2.2.1 was used to produce $Z+n$ -parton predictions ($n = 0, 1, 2, 3, 4$), at NLO accuracy for up to two partons in the final state and at LO accuracy for three or four partons in the final state, using the Comix [43] and OpenLoops [44,45] libraries. The different final-state topologies were merged into an inclusive sample using an improved CKKW matching procedure [42,46], which has been extended to NLO accuracy using the MEPS@NLO prescription [47]. The SHERPA prediction was produced using the NNPDF3.0nnlo PDFs and normalised to a next-to-next-to-leading-order (NNLO) prediction for inclusive Z -boson production [48]. The default set of tuned parameters in

SHERPA was used for hadronisation and underlying-event activity. This sample is referred to as SHERPA strong Zjj production.

The second strong Zjj sample was produced using the MADGRAPH5_aMC@NLO generator [32] and is accurate to NLO in the strong coupling for up to two partons in the final state. The NNPDF2.3nlo PDF set [49] was used in the calculation. The MADGRAPH5_aMC@NLO generator was interfaced to PYTHIA 8.186 to provide parton showering, hadronisation and underlying-event activity, using the A14 set of tuned parameters. To remove overlap between the matrix element and the parton shower, the different jet multiplicities were merged using the FxFx prescription [50]. EVTGEN was used for the properties of the bottom and charm hadron decays. The sample is normalised to the same NNLO prediction as for the SHERPA sample and is referred to as MG5_NLO+PY8 strong Zjj production.

The third strong Zjj sample was also produced with MADGRAPH5_aMC@NLO, but with the $Z+n$ -parton matrix-elements produced at LO accuracy for up to four partons in the final state. The NNPDF3.0lo PDFs were used in the calculation. The parton-level events were passed to PYTHIA 8.186 to provide parton-showering, hadronisation and underlying-event activity, using the A14 set of tuned parameters [51]. To remove overlap between the matrix element and the parton shower, the CKKW-L merging procedure [52,53] was applied. EVTGEN was used for properties of the bottom and charm hadron decays. The sample is normalised to the same NNLO prediction as for the SHERPA sample and is referred to as MG5+PY8 strong Zjj production.

Production of diboson (VV) final states were simulated using SHERPA at NLO accuracy for up to one parton in the final state, and at LO accuracy for two or three partons in the final state. The NNPDF3.0nnlo PDF set was used in the calculation. The virtual corrections were taken from OpenLoops and the different topologies were merged using the

MEPS@NLO algorithm. The default set of tuned parameters in SHERPA was used for hadronisation and underlying-event activity.

Backgrounds from events containing a single top quark or a top–antitop ($t\bar{t}$) pair were estimated at NLO accuracy, using the hvq program [54] in POWHEG-BOX v2. The parton-level events were passed to PYTHIA 8.230 to provide the parton showering, hadronisation and underlying-event activity using the A14 set of tuned parameters. EVTGEN was used for the properties of the bottom and charm hadron decays. The NNPDF3.0nnlo PDF set was used and the h_{damp} parameter in the POWHEG-BOX was set to $1.5 m_{\text{top}}$. The background from the W +jets final state was estimated using SHERPA, with the same set-up as for the Z +jets final state. The small contribution from triboson events (VVV production) was estimated using SHERPA at LO accuracy for up to one parton in the final state. The MEPS@LO prescription was used to merge the samples. The samples were produced using the NNPDF3.0nnlo PDF and the SHERPA authors' default parameterisation was used for hadronisation and underlying-event activity.

The signal and background events were passed through the GEANT4 [55] simulation of the ATLAS detector [56] and reconstructed using the same algorithms as used for the data (except for the HERWIG7+VBFNLO and MG5_NLO+PY8 samples, which were produced only at particle level). Differences in lepton trigger, reconstruction and isolation efficiencies between simulation and data are corrected on an event-by-event basis using p_{T} - and η -dependent scale factors for each lepton [57, 58]. The effect of multiple proton–proton interactions (pile-up) in the same or nearby bunch crossings is accounted for using inelastic proton–proton interactions generated by PYTHIA8 [59], with the A3 tune [60] and the NNPDF2.3LO PDF set [49]. These inelastic proton–proton interactions were added to the signal and background samples and weighted such that the distribution of the average number of proton–proton interactions in simulation matches that observed in the data.

An approximate detector-level prediction for MG5_NLO+PY8 is obtained by reweighting the strong Zjj simulation produced by MG5+PY8 such that the kinematic distributions match MG5_NLO+PY8 at particle level. This is referred to as MG5_NLO+PY8'. Similarly, an approximate detector-level prediction for HERWIG7+VBFNLO is obtained by reweighting the EW Zjj simulation produced by POWHEG+PY8 to match HERWIG7+VBFNLO at particle level. This is referred to as HERWIG7+VBFNLO'.

4 Event reconstruction and selection

Events are required to pass unscaled dilepton triggers with transverse momentum thresholds that depend on the

lepton flavour and running periods. In 2015, the dielectron triggers retained events with two electron candidates that had $p_{\text{T}} > 12$ GeV, whereas the dimuon triggers selected events with leading (subleading) muon candidates having $p_{\text{T}} > 18$ (8) GeV. The transverse momentum thresholds for the lepton candidates were gradually increased during data taking, such that both electron candidates had $p_{\text{T}} > 24$ GeV in 2018, whereas the leading muon threshold was increased to 22 GeV in the same running period.

Events are used in the analysis if they were recorded during stable beam conditions and if they satisfy detector and data-quality requirements [61]. The positions of the proton–proton interactions are reconstructed using tracking information from the inner detector, with each associated vertex required to have at least two tracks with $p_{\text{T}} > 0.5$ GeV. The primary hard-scatter vertex is defined as the one with the largest value of the sum of squared track transverse momenta.

Muons are identified by matching tracks reconstructed in the muon spectrometer to tracks reconstructed in the inner detector. Each muon is then required to satisfy the 'medium' identification criteria and the 'Gradient' isolation working point [57]. Muons are required to be associated with the primary hard-scatter vertex by satisfying $|d_0/\sigma_{d_0}| < 3$ and $|z_0 \times \sin\theta| < 0.5$ mm, where d_0 is the transverse impact parameter calculated with respect to the measured beam-line position, σ_{d_0} is its uncertainty, and z_0 is the longitudinal difference between the point at which d_0 is measured and the primary vertex. Reconstructed muons are used in the analysis if they have $p_{\text{T}} > 25$ GeV and $|\eta| < 2.4$.

Electrons are reconstructed from topological clusters of energy deposited in the electromagnetic calorimeter that are matched to a reconstructed track [58]. They are calibrated using $Z \rightarrow ee$ data [62]. Each electron is required to satisfy the 'medium' likelihood identification criteria [58], as well as the same isolation working point as for muons. Electrons are required to be associated with the primary hard-scatter vertex by satisfying $|d_0/\sigma_{d_0}| < 5$ and $|z_0 \times \sin\theta| < 0.5$ mm. Reconstructed electrons are used in the analysis if they have $p_{\text{T}} > 25$ GeV and $|\eta| < 2.47$, but excluding the transition region between the barrel and end-cap calorimeters ($1.37 < |\eta| < 1.52$).

Jets are reconstructed with the anti- k_t algorithm [63, 64] using a radius parameter of $R = 0.4$. The inputs to the algorithm are clusters of energy deposited in the electromagnetic and hadronic calorimeters. The jets are initially calibrated by applying energy- and pseudorapidity- dependent correction factors derived from simulation in the 'EM+JES' scheme [65], and then further calibrated using data-driven correction factors derived from the transverse momentum balance of jets in γ +jet, Z +jet and multijet topologies. Jets are used in the analysis if they have $p_{\text{T}} > 25$ GeV and $|y| < 4.4$. As all high- p_{T} electrons pass the above requirements, jets are required to not overlap with a reconstructed

Table 2 Observed and expected event yields in the dielectron and dimuon decay channels following the event selection described in Sect. 4. The first (second) uncertainty quoted for each generator is the experimental (theoretical) systematic uncertainty. The experimental systematic uncertainties are shown for each prediction. Theoretical uncertainties are calculated for all predictions except for MG5+PY8 strong Zjj , which is denoted ‘N/A’ in the table. The statistical uncertainty on each prediction is negligible

Sample	$Z \rightarrow ee$	$Z \rightarrow \mu\mu$
Data	10870	12125
EW Zjj (POWHEG+PY8)	$2670 \pm 120 \pm 280$	$2740 \pm 120 \pm 290$
EW Zjj (SHERPA)	$1280 \pm 60 \pm 140$	$1350 \pm 60 \pm 150$
EW Zjj (HERWIG7+VBFNLO’)	$2290 \pm 100 \pm 210$	$2350 \pm 100 \pm 220$
Strong Zjj (SHERPA)	$13500 \pm 600 \pm 4500$	$15100 \pm 600 \pm 5000$
Strong Zjj (MG5+PY8)	$13140 \pm 480 \pm \text{N/A}$	$14810 \pm 540 \pm \text{N/A}$
Strong Zjj (MG5_NLO+PY8’)	$8800 \pm 300 \pm 1000$	$10000 \pm 400 \pm 1200$
ZV ($V \rightarrow jj$)	$179 \pm 8 \pm 6$	$178 \pm 8 \pm 6$
Other VV	$45 \pm 2 \pm 2$	$45 \pm 2 \pm 2$
$t\bar{t}$, single top	$92 \pm 8 \pm 6$	$98 \pm 8 \pm 6$
$W(\rightarrow \ell\nu)$ +jets, $Z(\rightarrow \tau\tau)$ +jets	Negligible	Negligible

electron (i.e. $\Delta R(j, e) > 0.2$). Jets with $p_T < 120$ GeV and $|\eta| < 2.4$ are also required to be consistent with originating from the primary hard-scatter vertex using the ‘medium’ working point of the jet vertex tagger (JVT > 0.59) [66].

Following jet reconstruction, an additional quality requirement is placed on the events, by removing events containing jets that originate from noise bursts in the calorimeter. This removes 0.4% of the events in data.

Events are then selected if they have a topology consistent with EW Zjj production. A Z -boson candidate is reconstructed by requiring that each event contains exactly two charged leptons ($\ell = e, \mu$) that are opposite in charge and of the same flavour. These leptons are required to be well separated from jets by imposing $\Delta R(\ell, j) > 0.4$. The invariant mass and transverse momentum of the dilepton system is required to fulfil $m_{\ell\ell} \in (81, 101)$ GeV and $p_{T,\ell\ell} > 20$ GeV. Events are required to contain two or more jets, with the leading and subleading jets satisfying $p_T > 85$ GeV and $p_T > 80$ GeV, respectively. The dijet system is then constructed from the two leading jets and is required to fulfil $m_{jj} > 1$ TeV and $|\Delta y_{jj}| > 2.0$. The Z boson is required to be centrally produced relative to the dijet system by imposing $\xi_Z < 1.0$; the quantity ξ_Z is defined as $\xi_Z = |y_{\ell\ell} - 0.5(y_{j1} + y_{j2})| / |\Delta y_{jj}|$, where $y_{\ell\ell}$, y_{j1} and y_{j2} are the rapidities of the dilepton system, the leading jet, and the subleading jet, respectively. Finally, to reduce the impact of jets that originate from pile-up interactions and that survive the JVT selection criteria, the Z -boson candidate and the dijet system are required to be approximately balanced in transverse momentum, by requiring that $p_T^{\text{bal}} < 0.15$, where $p_T^{\text{bal}} = |\sum_i \vec{p}_{T,i}| / \sum_i p_{T,i}$ and the summation includes the dilepton system, the dijet system, and the highest transverse-momentum additional jet reconstructed in the rapidity interval spanned by the dijet system.

The number of events in data that pass these selection requirements is shown in Table 2. The predicted event yield for each MC simulation is also presented. There is a large spread of EW Zjj event yields predicted by the different event generators. Furthermore, the predicted strong Zjj event yield also has significant uncertainties, with large theory uncertainties in each prediction and a large difference between the predictions of the different event generators. The contribution of the other processes amounts to about 3%.

The disagreement between data and simulation is not just observed in the total event yield. Figure 2 shows the data and predicted event yield as a function of m_{jj} , $|\Delta y_{jj}|$, $p_{T,\ell\ell}$, and $\Delta\phi_{jj}$, with SHERPA used to model the strong Zjj process and POWHEG+PY8 used for the EW Zjj process. The level of agreement between data and simulation depends on the kinematic properties of the event, with agreement at large m_{jj} being particularly poor for this configuration of MC simulations.

5 Extraction of electroweak component

The poor agreement between data and simulation observed in Fig. 2 implies that the EW Zjj event yield cannot be extracted by simply subtracting the background simulations from the data. Furthermore, the level of mismodelling in the simulation changes when different strong Zjj simulations are used, as shown in Fig. 3 for the m_{jj} and $p_{T,\ell\ell}$ distributions. A data-driven method is therefore used to constrain both the shape and normalisation of the strong Zjj background during the extraction of the EW Zjj event yield.

The data are split into four regions by imposing criteria on ξ_Z as well as on the multiplicity of jets in the rapidity interval between the leading and subleading jets, $N_{\text{jets}}^{\text{gap}}$. These

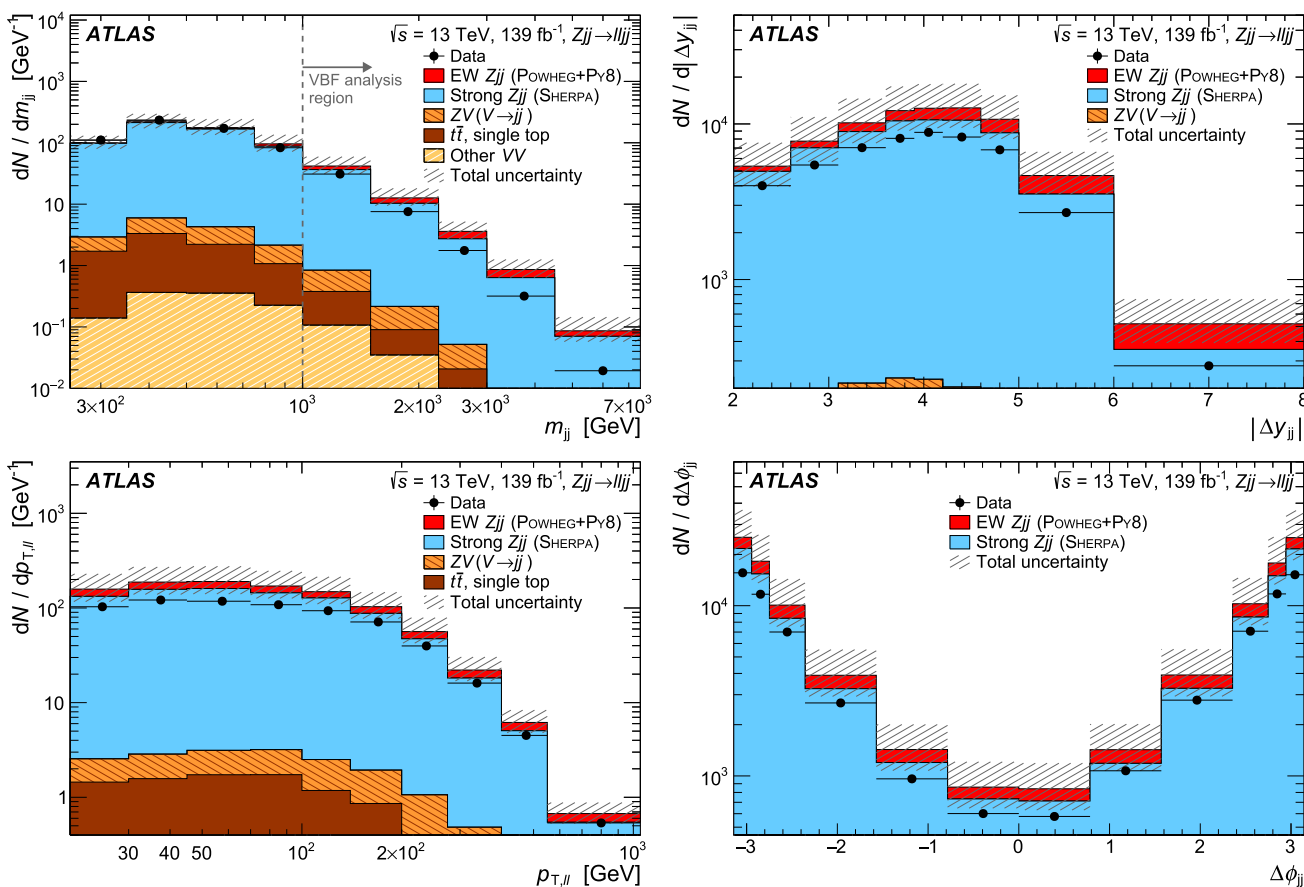


Fig. 2 Event yields as a function of m_{jj} (top left), $|\Delta y_{jj}|$ (top right), $p_{T,\ell\ell}$ (bottom left) and $\Delta\phi_{jj}$ (bottom right) in data and simulation, measured after the event selection described in Sect. 4. The data are represented as black points and the associated error bar includes only statistical uncertainties. The m_{jj} spectrum is shown starting from 250 GeV, and hence includes more events than the other plots that use the default $m_{jj} > 1000$ GeV criterion

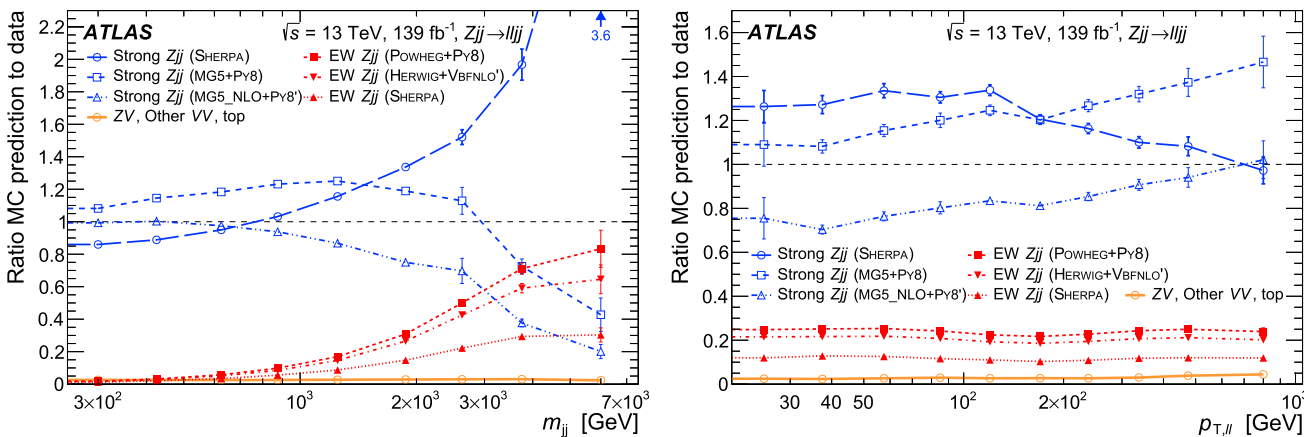


Fig. 3 Ratio of Monte Carlo prediction to data for different physics processes and generators for the m_{jj} and $p_{T,\ell\ell}$ distributions, following the event selection described in Sect. 4. The data contain all processes that pass the event selection and the ratio demonstrates the contribution to the observed event yield that is predicted by each MC generator. The m_{jj} distribution extends down to 250 GeV and hence includes a larger phase space than the $p_{T,\ell\ell}$ distribution, which requires $m_{jj} > 1000$ GeV. Only statistical uncertainties are shown. The prediction labelled MG5_NLO+PY8' for the strong Z_{jj} prediction is obtained by a particle-level reweighting of the strong Z_{jj} simulation provided by MG5+PY8. The EW Z_{jj} prediction labelled HERWIG7+VBFNLO' is also obtained by a particle-level reweighting of the EW Z_{jj} simulation provided by POWHEG+PY8

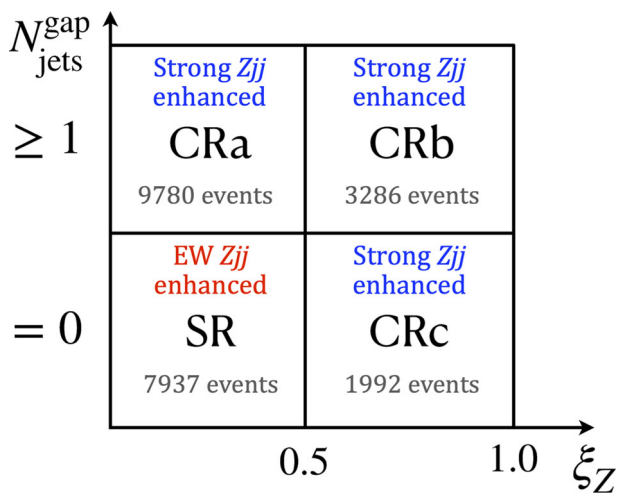


Fig. 4 Definition of the signal region (SR) and control regions (CRa, CRb, CRc) used in the extraction of the electroweak component

two variables are chosen because they are almost uncorrelated for both the strong and EW Zjj processes, with calculated correlation coefficients ranging from -0.04 to $+0.02$ depending on the event generator and process. Approximately 80% of the EW Zjj events are predicted to fall into the EW-enhanced signal region (SR) defined by $N_{\text{jets}}^{\text{gap}} = 0$ and $\xi_Z < 0.5$. The remaining three regions define EW-suppressed control regions (CR), which can be used to constrain the dominant background from strong Zjj production. These regions are labelled as CRA ($N_{\text{jets}}^{\text{gap}} \geq 1, \xi_Z < 0.5$), CRb ($N_{\text{jets}}^{\text{gap}} \geq 1, \xi_Z > 0.5$) and CRc ($N_{\text{jets}}^{\text{gap}} = 0, \xi_Z > 0.5$) and are depicted in Fig. 4. All analysis decisions and optimisations were performed with the signal region blinded, to avoid any unintended biases.

The EW Zjj event yield is measured in the EW-enhanced SR using a binned maximum-likelihood fit [67,68]. The log likelihood is defined according to

$$\ln \mathcal{L} = - \sum_{r,i} v_{ri}(\boldsymbol{\theta}) + \sum_{r,i} N_{ri}^{\text{data}} \ln v_{ri}(\boldsymbol{\theta}) - \sum_s \frac{\theta_s^2}{2},$$

where r is an index corresponding to the region $r \in \{\text{CRA, CRb, CRc, SR}\}$, i is the bin of the kinematic observable, N_{ri}^{data} is the observed event yield and $v_{ri}(\boldsymbol{\theta})$ is the prediction that is dependent on the s sources of experimental systematic uncertainty that are each constrained by nuisance parameters $\boldsymbol{\theta} = (\theta_1, \dots, \theta_s)$.² The fitted number of events in each region and in each bin of a distribution is given by

$$v_{ri} = \mu_i v_{ri}^{\text{EW,MC}} + v_{ri}^{\text{strong}} + v_{ri}^{\text{other,MC}}, \tag{1}$$

² The dependence of the prediction on the systematic uncertainties is given by $v_{ri}(\boldsymbol{\theta}) = v_{ri}^{\text{MC}} \prod_s (1 + \lambda_{ris} \theta_s)$, where s is an index for the uncertainty source, θ_s is the associated nuisance parameter and λ_{ris} is the fractional uncertainty amplitude for bin i in region r .

where μ_i is the EW Zjj signal strength of bin i , $v_{ri}^{\text{EW,MC}}$ and $v_{ri}^{\text{other,MC}}$ are the MC predictions of EW Zjj and contributions from other processes (diboson, $t\bar{t}$ and single top), respectively. The strong Zjj prediction is constrained using the different EW-suppressed control regions according to

$$\begin{aligned} v_{\text{CRA},i}^{\text{strong}} &= b_{\text{L},i} v_{\text{CRA},i}^{\text{strong,MC}}, \\ v_{\text{CRb},i}^{\text{strong}} &= b_{\text{H},i} v_{\text{CRb},i}^{\text{strong,MC}}, \\ v_{\text{SR},i}^{\text{strong}} &= b_{\text{L},i} f(x_i) v_{\text{SR},i}^{\text{strong,MC}}, \\ v_{\text{CRc},i}^{\text{strong}} &= b_{\text{H},i} f(x_i) v_{\text{CRc},i}^{\text{strong,MC}}. \end{aligned} \tag{2}$$

Here, the $b_{\text{L},i}$ and $b_{\text{H},i}$ are sets of bin-dependent factors that apply to the $\xi_Z < 0.5$ and $\xi_Z > 0.5$ regions, respectively. These factors are primarily constrained in CRA and CRb, where they adjust the predicted simulated strong Zjj event yields and bring the total predicted yield (v_{ri} of Eq. 1) into better agreement with data. The $f(x_i)$ is a two-parameter function of the observable that is being measured and is evaluated at the centre of each bin. This function provides a residual correction to the constrained strong Zjj yield to account for the extrapolation from CRA ($N_{\text{jets}}^{\text{gap}} \geq 1$) to the SR ($N_{\text{jets}}^{\text{gap}} = 0$) and is primarily constrained by CRb and CRc. The function is taken to be a first-order polynomial.

The free parameters in the binned maximum-likelihood fit are therefore the signal strengths μ_i , the two parameters of the function $f(x_i)$, and the $b_{\text{L},i}$ and $b_{\text{H},i}$ corrections to the strong Zjj process. In total, this amounts to $3 N_{\text{bins}} + 2$ parameters that are constrained using $4 N_{\text{bins}}$ measurements in data, where N_{bins} is the number of bins measured for a specific observable ($m_{jj}, |\Delta y_{jj}|, p_{\text{T},\ell\ell}$ and $\Delta\phi_{jj}$).

The pre-fit and post-fit agreement between data and simulation is shown in Fig. 5 as a function of m_{jj} in the signal and control regions. Two separate fits are shown, one using the SHERPA strong Zjj prediction (top row) and one using the MG5_NLO+PY8' prediction (bottom row). These simulations initially have very different mismodelling as a function of m_{jj} , but produce very good agreement with the data following the fitting procedure. The overall scaling factor applied to the strong Zjj prediction from MG5_NLO+PY8' in the signal region is 0.93 at low m_{jj} rising to 2.2 at high m_{jj} . For SHERPA, the corresponding scaling factors are 0.86 at low m_{jj} and 0.26 at high m_{jj} . The pre-fit systematic uncertainties shown on the plots are derived as outlined in Sect. 7.

Since there is no *a priori* reason to prefer any strong Zjj generator over another, the EW Zjj component is extracted three times, once using the SHERPA strong Zjj prediction, once using the MG5_NLO+PY8' strong Zjj prediction, and once using the MG5+PY8 strong Zjj prediction. The final electroweak signal yield in each bin of the differential distribution is taken to be the midpoint of the envelope of yields obtained using the three different strong Zjj event genera-

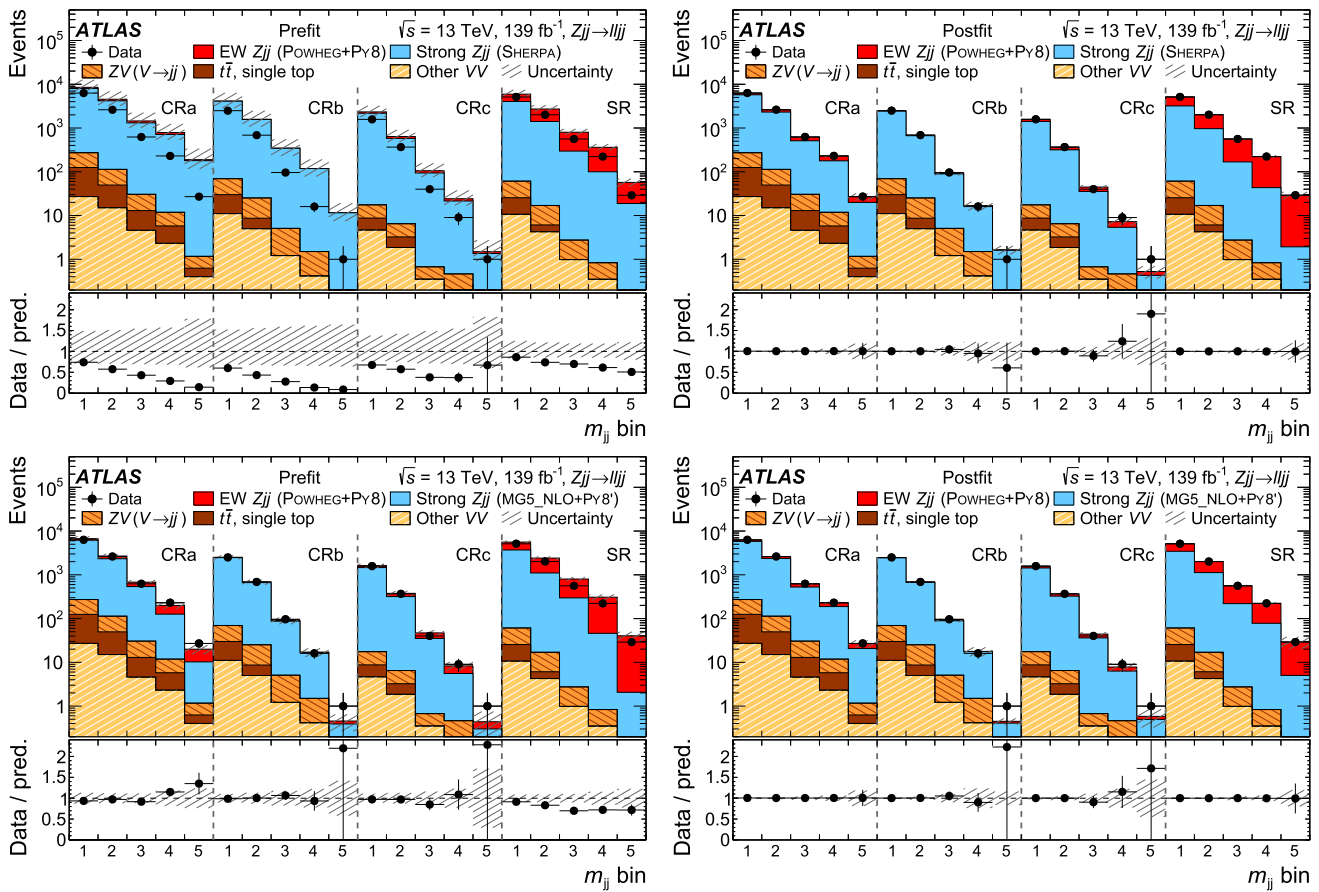


Fig. 5 Comparison between data and prediction before (left) and after (right) the fit using strong Zjj estimates based on SHERPA (top) and MG5_NLO+PY8' (bottom) in bins of m_{jj} in the different control and signal regions. The MG5_NLO+PY8' prediction is obtained by a particle-level reweighting of the strong Zjj simulation provided by MG5+PY8. The m_{jj} bin edges are defined by (1.0, 1.5, 2.25, 3.0, 4.5, 7.5) TeV

tors. The envelope itself is used to define a systematic uncertainty as outlined in Sect. 7.

The constraints on the strong Zjj simulation in Eq. 2 are evaluated independently for each of the measured differential distributions (m_{jj} , $|\Delta y_{jj}|$, $p_{T,\ell\ell}$ and $\Delta\phi_{jj}$). This results in slightly different total EW Zjj and strong Zjj event yields when summed across each differential spectrum. To ensure consistency between the distributions, an additional constraint is applied in the likelihood to ensure that the same integrated strong Zjj yield is obtained for each distribution, i.e.

$$\sum_i v_{SR,i}^{\text{strong}} = \hat{v}_{SR,m_{jj}}^{\text{strong}}, \quad (3)$$

where $\hat{v}_{SR,m_{jj}}^{\text{strong}}$ is the event yield obtained by integrating the constrained strong Zjj template for the m_{jj} distribution in the SR.

The electroweak extraction methodology is validated in four ways. First, a variation of the likelihood method is implemented by switching the control regions used to define the strong Zjj simulation as defined in Eq. 2, such that the b_i factors are constrained in CRs at high ξ_Z and the $f(x_i)$ func-

tion is then defined to correct for non-closure when transferring these corrections to low ξ_Z . Second, the constraint on the strong Zjj background includes a function ($f(x_i)$) that is taken to be a first-order polynomial by default. This choice is validated by changing the function to a second-order polynomial. Third, the constraint applied to the integrated strong Zjj event yield (Eq. 3) is removed. Finally, a simpler 'sequential' method is used to extract the EW Zjj event yields. In this approach, the data-driven correction to the strong Zjj is derived in CRa (assuming the SM prediction for the electroweak process in this region) and directly applied to the strong Zjj simulation in the SR. A transfer factor to account for mismodelling between the SR and CRA is evaluated at low m_{jj} ($250 \leq m_{jj} < 500$ GeV). Non-closure of the sequential method is evaluated in CRc using corrections to the strong Zjj process derived in CRb; this non-closure is used as a systematic uncertainty in the sequential method. The extracted electroweak event yields obtained with these four variations are found to be in good agreement with the nominal results and are presented in Appendix A.

Table 3 Particle-level definition of the measurement. $\Delta R_{\min}(\ell_1, j)$ denotes the minimum ΔR distance between the highest transverse-momentum lepton (ℓ_1) and any of the jets in the event. $\Delta R_{\min}(\ell_2, j)$ is similarly defined

Dressed muons	$p_T > 25 \text{ GeV}$ and $ \eta < 2.4$
Dressed electrons	$p_T > 25 \text{ GeV}$ and $ \eta < 2.47$ (excluding $1.37 < \eta < 1.52$)
Jets	$p_T > 25 \text{ GeV}$ and $ y < 4.4$
VBF topology	$N_\ell = 2$ (same flavour, opposite charge), $m_{\ell\ell} \in (81, 101) \text{ GeV}$ $\Delta R_{\min}(\ell_1, j) > 0.4$, $\Delta R_{\min}(\ell_2, j) > 0.4$ $N_{\text{jets}} \geq 2$, $p_T^{j1} > 85 \text{ GeV}$, $p_T^{j2} > 80 \text{ GeV}$ $p_{T,\ell\ell} > 20 \text{ GeV}$, $p_T^{\text{bal}} < 0.15$ $m_{jj} > 1000 \text{ GeV}$, $ \Delta y_{jj} > 2$, $\xi_Z < 1$
CRa	VBF topology $\oplus N_{\text{jets}}^{\text{gap}} \geq 1$ and $\xi_Z < 0.5$
CRb	VBF topology $\oplus N_{\text{jets}}^{\text{gap}} \geq 1$ and $\xi_Z > 0.5$
CRc	VBF topology $\oplus N_{\text{jets}}^{\text{gap}} = 0$ and $\xi_Z > 0.5$
SR	VBF topology $\oplus N_{\text{jets}}^{\text{gap}} = 0$ and $\xi_Z < 0.5$

6 Correction for detector effects

Particle-level differential cross-sections are produced by correcting the inclusive Zjj and EW Zjj event yields in each bin for the effects of detector inefficiency and resolution. The EW Zjj event yields are extracted in the signal region using the method outlined in the previous section. The inclusive Zjj event yields are obtained by subtracting, from the data, the small number of events predicted by simulation for processes that do not contain a Z boson and two jets in the final state ($t\bar{t}$, single-top, $VV \not\rightarrow Zjj$, and W +jets production). For both inclusive and EW Zjj production, the event yields in the e^+e^- and $\mu^+\mu^-$ decay channels are added together and unfolded in a single step.

The particle level is defined using final-state stable particles with mean lifetime satisfying $c\tau > 10 \text{ mm}$. To reduce model-dependent extrapolations across kinematic phase space, the particle-level event selection is defined to be as close as possible to the detector-level event selection defined in Sect. 4. Leptons are defined at the ‘dressed’ level, as the four-momentum combination of a prompt electron or muon (that do not originate from the decay of a hadron) and all nearby prompt photons within $\Delta R < 0.1$. Leptons are required to have $p_T > 25 \text{ GeV}$ and have the same acceptance requirement as used at the analysis level, i.e. muons satisfy $|\eta| < 2.4$ and electrons satisfy $|\eta| < 2.47$ (but exclude the region $1.37 < |\eta| < 1.52$). Jets are reconstructed using the anti- k_r algorithm using all final-state stable particles as input, except those that are part of a dressed-lepton object. Jets are required to have $p_T > 25 \text{ GeV}$ and $|y| < 4.4$. Using these jets and leptons, events are then selected in a VBF topology using requirements identical to those imposed at detector level. The EW Zjj differential cross-sections are measured in the SR, whereas inclusive Zjj differential cross-sections are measured in the SR and the three CRs. The VBF topology, SR and the three CRs are defined in Table 3.

Each distribution is unfolded separately using the iterative Bayesian method proposed by D’Agostini [69, 70] with two iterations. This procedure uses MC simulations to (i) correct for events that pass the detector-level selection but not the particle-level selection, (ii) invert the migration between bins of the differential distribution, and (iii) correct for events that pass the particle-level selection but not the detector-level selection. For the EW Zjj differential cross-section measurements, the POWHEG+PY8 EW Zjj simulation is used to define the corrections and the response matrices. For the inclusive Zjj differential cross-section measurements, all sources of Zjj production are part of the measurement and the unfolding is carried out using the cross-section weighted sum of the POWHEG+PY8 EW Zjj simulation, the SHERPA strong Zjj simulation, and the SHERPA diboson samples that contain a leptonically decaying Z boson produced in association with a hadronically decaying weak boson.

Statistical uncertainties in the data are propagated through the unfolding procedure using the bootstrap method [71] with 1000 pseudo-experiments. For the EW Zjj measurements, the electroweak extraction is repeated for each pseudo-experiment after fluctuating the event yields, in each bin of the signal and control regions, using a Poisson distribution. For the inclusive Zjj measurements, the background-subtracted event yields are fluctuated using a Gaussian distribution centred on the data-minus-background value and with a width given by the data statistical uncertainty. The statistical uncertainties in the MC simulation are propagated through the unfolding procedure in a similar fashion, by fluctuating each bin of the response matrix using a Gaussian distribution. The unfolding is repeated with the modified distributions (or response matrices) created for each pseudo-experiment. The final statistical uncertainties in the measurement are taken to be the standard deviation of the unfolded values obtained from the ensemble of pseudo-experiments.

7 Systematic uncertainties

Experimental systematic uncertainties

Experimental systematic uncertainties arise from jet reconstruction, lepton reconstruction, the pile-up of multiple proton–proton interactions, and the luminosity determination. These uncertainties affect the normalisation and shape of the background simulations used in the extraction of the EW Zjj process, as well as the MC simulations used to unfold the EW Zjj and inclusive Zjj event yields. For the extraction of the electroweak signal, each source of experimental uncertainty is included as a Gaussian-constrained nuisance parameter in the likelihood, as outlined in Sect. 5. For the unfolding, each source of uncertainty is propagated to the MC simulations and the change in the unfolded event yield is taken as the systematic uncertainty.

The luminosity is measured to an accuracy of 1.7% using van der Meer beam separation scans, as outlined in Refs. [72,73]. Uncertainties in the modelling of pile-up interactions are estimated by repeating the analysis after varying the average number of pile-up interactions in the simulation. This variation accounts for the uncertainty in the ratio of the predicted and measured inelastic cross-sections within the ATLAS fiducial volume [74].

A variation in the pile-up reweighting of simulated events (referred to as pile-up uncertainty) is included to account for the uncertainty in the ratio of the predicted and measured inelastic cross-sections.

The lepton trigger, reconstruction and isolation efficiencies in simulation are corrected using scale factors derived from data, as outlined in Sect. 3. Systematic uncertainties associated with this procedure are estimated by varying these scale factors according to their associated uncertainties [57,58]. In addition, uncertainties due to differences between data and simulation in the reconstructed lepton momentum [57,62] are estimated by scaling and smearing the lepton momentum in the simulation. The overall impact on the differential cross-section measurement from systematic uncertainties associated with leptons is typically 1%, but rises to 2% at the highest dilepton transverse momentum.

The uncertainties associated with jet energy scale and jet energy resolution have a larger impact on the analysis. As discussed in Sect. 4, the jets are calibrated in data using a combination of MC-based and data-driven correction factors. The uncertainty in the measurement due to these corrections is estimated by scaling and smearing the jet four-momentum in the simulation by one standard deviation in the associated uncertainties of the calibration procedure [65]. The impact on the differential cross-section measurements is between 5% at low m_{jj} or $p_{T,\ell\ell}$, but more than 10% for $m_{jj} > 4$ TeV. An additional uncertainty arises from the use of the jet vertex tagger, which suppresses jets arising from

pile-up interactions but is not fully efficient for jets produced in the hard scatter. Uncertainties arising from imperfect modelling of the JVT efficiency are estimated by varying the JVT requirement [66] and result in an uncertainty of about 1%, which is anti-correlated between the $N_{\text{jets}}^{\text{gap}} = 0$ and $N_{\text{jets}}^{\text{gap}} \geq 1$ regions.

Theoretical uncertainties in the electroweak signal extraction

Theoretical uncertainties associated with the modelling of the signal and background processes can impact the extraction of the electroweak signal yield. The impact of each source of theory uncertainty on the extracted signal yield is evaluated by repeating the electroweak extraction procedure (outlined in Sect. 5) after varying the input MC event generator templates in the SR and the CRs. The variation in the extracted signal yield is then propagated through the unfolding procedure.

Theoretical uncertainties associated with the modelling of the strong Zjj process are the dominant uncertainties in the extraction of the electroweak signal yield. Three sources of uncertainty in the strong Zjj modelling are investigated, arising from (i) the choice of event generator, (ii) the renormalisation and factorisation scale dependence in the strong Zjj calculations, and (iii) the parton distribution functions. The systematic uncertainty associated with the choice of event generator is defined by the envelope of electroweak event yields extracted using the SHERPA, MG5_NLO+PY8' and MG5+PY8 strong Zjj simulations (the default electroweak event yield defined as the midpoint of this envelope, as discussed in Sect. 5). The uncertainty associated with the choice of renormalisation and factorisation scales is assessed by repeating the analysis using new strong Zjj templates for SHERPA in which the renormalisation (μ_R) and factorisation (μ_F) scales have been varied independently by factors of 0.5 and 2.0. Six variations are considered for each generator corresponding to $(\mu_R, \mu_F) = (0.5, 1.0), (2.0, 1.0), (1.0, 0.5), (1.0, 2.0), (0.5, 0.5)$ and $(2.0, 2.0)$. For each variation, the change in the extracted EW event yield relative to that obtained with the default SHERPA strong Zjj sample is evaluated, and the envelope of the variations is then taken to be the relative uncertainty in the extracted electroweak yields. Finally, the impact of uncertainties associated with the parton distribution functions is estimated using the SHERPA generator, by reweighting the nominal strong Zjj sample to reproduce the variations of the NNPDF3.0nnlo PDF set (including the associated α_s variations) and repeating the full analysis chain for each variation. The systematic uncertainty in the extracted EW signal yields due to PDFs is then taken as the RMS of signal yields extracted from the PDF set variations. Of the three sources of uncertainty associated with modelling strong Zjj production, the choice of event

generator has the largest impact on the extracted electroweak yields.

Theoretical uncertainties associated with the modelling of the EW Zjj process have a much smaller impact on the extraction of the electroweak component because, for each bin of a measured distribution, the only theoretical input is the relative event yields in the SR and CRs. The theoretical uncertainty due to the mismodelling of the EW Zjj process is determined by repeating the analysis after reweighting the default POWHEG-BOX EW Zjj simulation such that it matches the prediction of the HERWIG7+VBFNLO EW Zjj simulation at particle level. The change in extracted EW event yield with respect to the nominal event yield extracted with POWHEG+PY8 is taken as a symmetric uncertainty. The signal-modelling dependence is further validated using the leading-order SHERPA EW Zjj simulation to extract the electroweak event yield and the results are found to be consistent and within the assigned uncertainty due to electroweak Zjj modelling. Systematic uncertainties associated with the parton distribution functions used in the matrix-element calculation are investigated, by applying the NNPDF3.0nnlo PDF set variations to the SHERPA EW Zjj simulation, and found to have a much smaller impact than the choice of event generator. Variations of renormalisation and factorisation scales in the matrix-element calculations are also found to have a negligible impact on the final result. The total systematic uncertainty associated with the signal modelling is typically between 2–3%.

The electroweak extraction methodology assumes that there is no interference between the EW Zjj process and the strong Zjj process. The size of the interference contribution relative to the electroweak signal process is estimated at particle level using MADGRAPH5 as a function of the measured kinematic variables in the SR and CRs. The uncertainty associated with the interference is then defined as the change in the extracted electroweak yield induced by reweighting the default POWHEG+PY8 EW Zjj sample such that it contains the interference contribution, and is taken to be symmetric. This source of uncertainty is typically a factor of five smaller than the uncertainty associated with the modelling of the strong Zjj process.

Uncertainties in the unfolding procedure

Uncertainties associated with the unfolding procedure are estimated in two ways. First, the data are unfolded using a different simulation and the deviation from the nominal result is taken as a systematic uncertainty. For the EW Zjj differential cross-section measurements, the SHERPA EW Zjj simulation is used in place of the POWHEG+PY8 EW Zjj simulation. For the inclusive Zjj differential cross-section measurements, the MG5+PY8 strong Zjj simulation is used in place of the SHERPA strong Zjj simulation. Second, a data-

driven closure test is performed separately for each observable, to assess the potential bias in the unfolding method. In this approach, the particle-level distribution is reweighted such that it provides a better description of the data at detector level. The reweighted detector-level prediction is then unfolded using the response matrix and other corrections derived from nominal (unweighted) POWHEG+PY8 EW Zjj simulation. The systematic uncertainty associated with the unfolding method is defined as the difference between the unfolded spectrum and the reweighted particle-level prediction; it is taken to be a symmetric uncertainty.

Summary of systematic uncertainties

The final uncertainties in the differential cross-section measurements of EW Zjj production and inclusive Zjj production are shown in Fig. 6. For the inclusive Zjj measurements, the jet energy scale and jet energy resolution uncertainties dominate. However, for the EW Zjj measurements the uncertainties associated with the modelling of the strong Zjj process dominate.

8 Results

The differential cross-sections for EW Zjj production as a function of m_{jj} , $|\Delta y_{jj}|$, $p_{T,\ell\ell}$, and $\Delta\phi_{jj}$ are shown in Fig. 7 and are compared with theoretical predictions produced by HERWIG7+VBFNLO, POWHEG+PY8 and SHERPA. The set-up of the theoretical predictions is discussed in Sect. 3. The effects of scale uncertainties on the HERWIG7+VBFNLO prediction are estimated by independently varying the scale used in the matrix-element calculation and the scale associated with the parton shower by factors of 0.5 or 2.0. The effects of scale uncertainties on the SHERPA prediction are estimated by varying the renormalisation and factorisation scales used in the matrix-element calculation independently by a factor of 0.5 or 2.0. The effects of scale uncertainties on the POWHEG+PY8 prediction are evaluated by independently varying the renormalisation, factorisation and resummation scales by factors of 0.5 or 2.0. Additional uncertainties on the POWHEG+PY8 prediction associated with the parton-shower and underlying-event parameters in PYTHIA8 are evaluated using the AZNLO eigentune variations [34]. PDF uncertainties on the EW Zjj predictions are estimated by reweighting the nominal sample to reproduce the 100 variations of the NNPDF3.0nnlo PDF sets and taking the RMS of these variations; the impact of PDF-related uncertainties on the EW Zjj predictions are found to be much smaller than the impact of scale uncertainties.

In general, the HERWIG7+VBFNLO prediction is found to be in reasonable agreement with the data for all measured distributions. The POWHEG+PY8 prediction is found

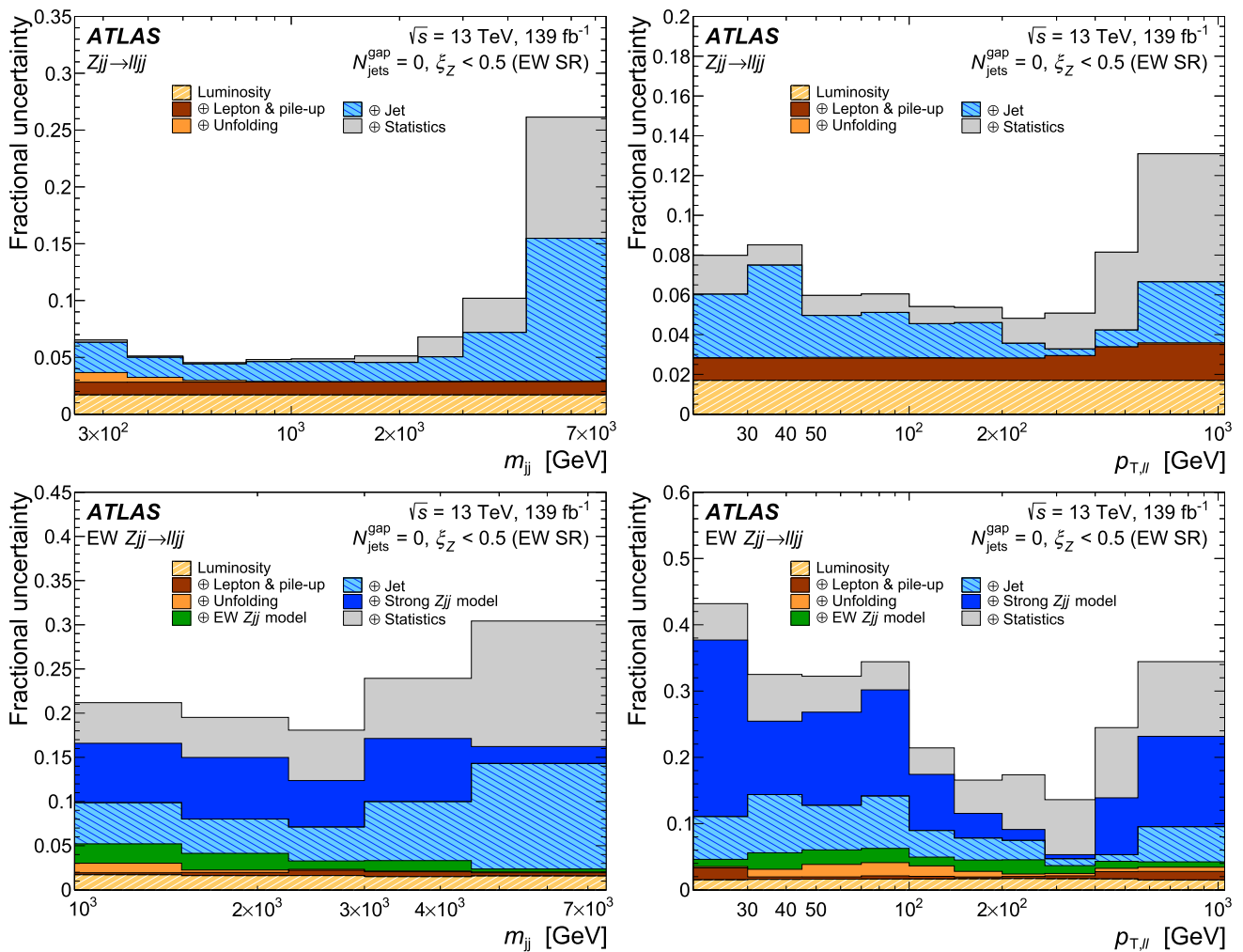


Fig. 6 Fractional uncertainty in the inclusive Zjj measurement (top) and the EW Zjj measurement (bottom) as a function of m_{jj} (left) and $p_{T,\ell\ell}$ (right). Uncertainty sources are grouped in categories that are added in quadrature (denoted \oplus) to give the total uncertainty. The ‘EW Zjj model’ component includes the uncertainty on the EW Zjj prediction and the impact of interference between the strong Zjj and EW Zjj processes. The ‘strong Zjj model’ uncertainty is dominated by the choice of generator used for the strong Zjj prediction, but also includes the impact of renormalisation/factorisation scale variations and PDF set variations

to overestimate the EW Zjj cross-section at high m_{jj} , high $|\Delta y_{jj}|$, and intermediate $p_{T,\ell\ell}$. Furthermore, the central value of the POWHEG+PY8 prediction often does not agree with the HERWIG7+VBFNLO prediction, within the assigned theoretical uncertainties. A similar discrepancy between theoretical predictions was noted for EW $VVjj$ processes in Ref. [18] and was attributed to the set-up of the parton shower when matched to the matrix-element calculations. The SHERPA prediction significantly underestimates the measured differential cross-sections, due to a non-optimal setting of the colour flow [18]. However, despite the offset in normalisation, the shape of the measured distributions is reasonably well produced by SHERPA. Under the assumption that there are no new physics contributions to the EW Zjj process, the measurements presented in this article therefore constrain the choice of theoretical predictions that should be

used for signal modelling in future measurements that exploit weak-boson fusion or weak-boson scattering. In particular, the EW Zjj differential cross-section measurements can be used to determine the optimal parameter choices for each event generator, and poor parameter choices can be ruled out entirely.

A fiducial cross-section for EW Zjj production is calculated, by integrating the differential cross-section as a function of m_{jj} , and found to be

$$\sigma_{EW} = 37.4 \pm 3.5 \text{ (stat)} \pm 5.5 \text{ (syst)} \text{ fb.}$$

This is in excellent agreement with the theoretical prediction from HERWIG7+VBFNLO, which is 39.5 ± 3.4 (scale) ± 1.2 (PDF) fb.

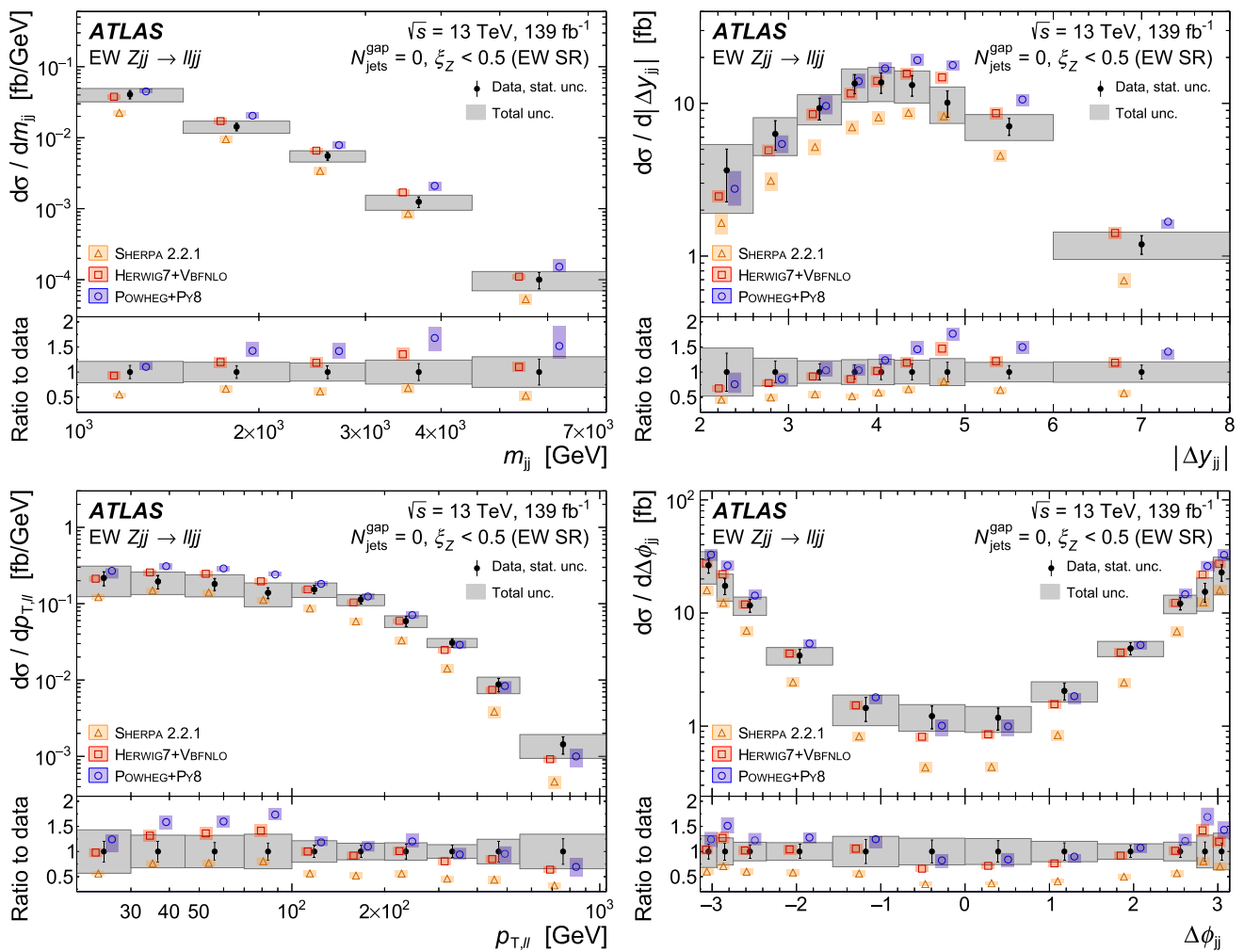


Fig. 7 Differential cross-sections for EW Zjj production as a function of m_{jj} (top left), $|\Delta y_{jj}|$ (top right), $p_{T,\ell\ell}$ (bottom left) and $\Delta\phi_{jj}$ (bottom right). The unfolded data are shown as black points, with the statistical uncertainty represented by an error bar and the total uncertainty represented as a grey band. The data are compared with theoretical predictions produced by HERWIG7+VBFNLO (red points), POWHEG+Py8 (blue points) and SHERPA 2.2.1 (orange points). Uncertainty bands are shown for the three theoretical predictions. Each theory prediction is slightly offset from the bin center to avoid overlap

Differential cross-sections for inclusive Zjj production as a function of m_{jj} , $|\Delta y_{jj}|$, $p_{T,\ell\ell}$ and $\Delta\phi_{jj}$ are also measured in the signal and control regions that are used to extract the electroweak component. These measurements can be used to re-evaluate the electroweak contribution in the future, when new theoretical predictions for the strong Zjj background presumably will become available. The differential cross-sections for inclusive Zjj production measured in the SR as a function of m_{jj} , $|\Delta y_{jj}|$, $p_{T,\ell\ell}$, and $\Delta\phi_{jj}$ are shown in Fig. 8. The differential cross-sections measured in CRa for inclusive Zjj production as a function of m_{jj} and $p_{T,\ell\ell}$ are shown in Fig. 9. The data are compared with the strong Zjj predictions provided by SHERPA and MG5_NLO+PY8, augmented with the EW Zjj contribution predicted by HERWIG7+VBFNLO and the VZ contribution predicted by SHERPA. The effects of scale uncertainties on

the strong Zjj predictions dominate the overall uncertainty in each prediction and are estimated by independently varying the renormalisation and factorisation scales by factors of 0.5 and 2.0 (with six variations considered for each generator). PDF uncertainties on the strong Zjj predictions are estimated using the variations of the NNPDF PDF sets. The total uncertainty on the strong Zjj predictions is taken to be the envelope of the scale variations added in quadrature with the PDF uncertainty. Overall, the data is best described when using the MG5_NLO+PY8 prediction for strong Zjj production.

The unfolded differential cross-sections for EW Zjj production and inclusive Zjj production are documented in tabular form in Appendix B. The data are also provided in the HEPDATA repository [75] and a Rivet analysis routine is provided [76,77].

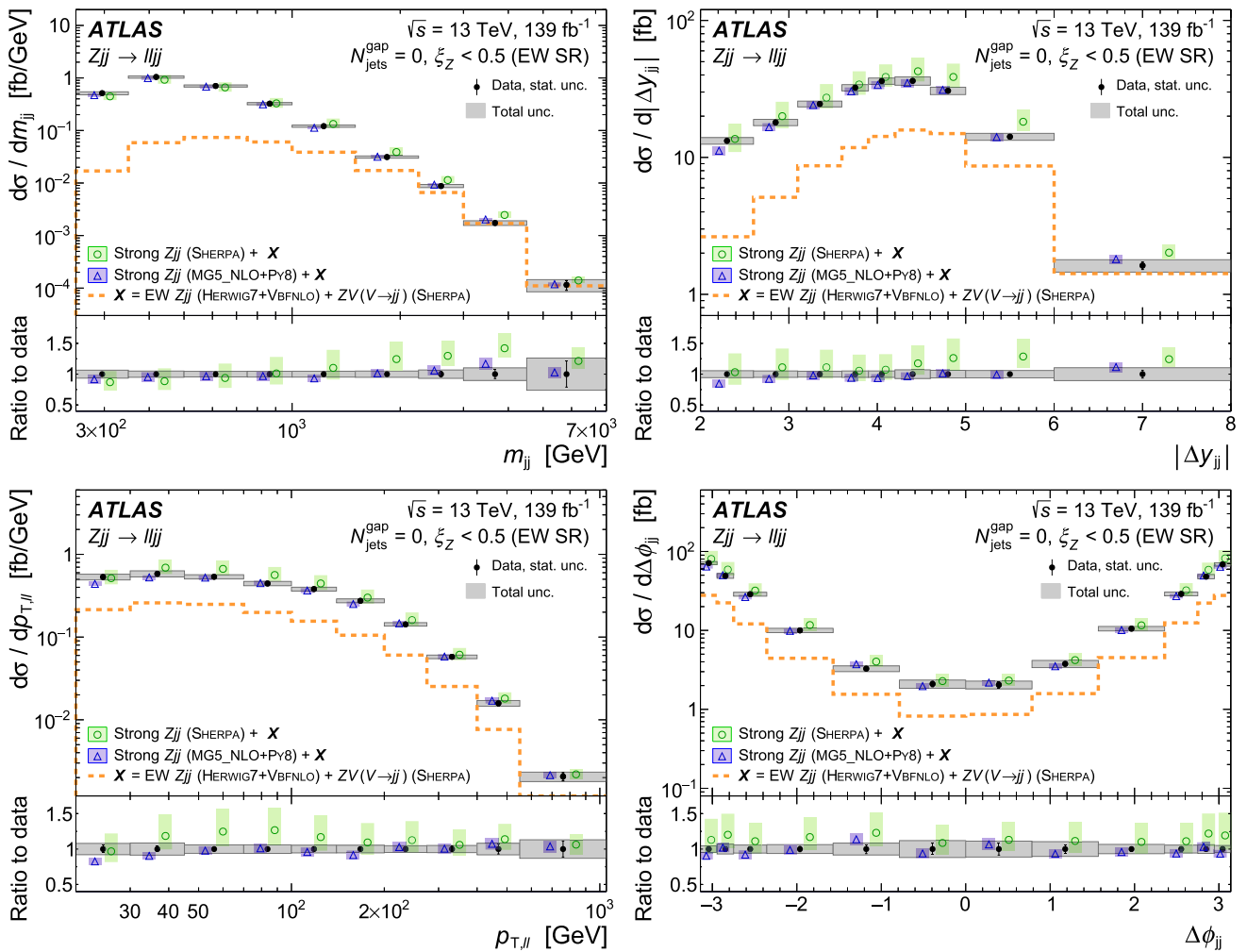


Fig. 8 Differential cross-sections measured in the SR for inclusive Zjj production as a function of m_{jj} (top left), $|\Delta y_{jj}|$ (top right), $p_{T,\ell\ell}$ (bottom left) and $\Delta\phi_{jj}$ (bottom right). The unfolded data are shown as black points, with the statistical uncertainty represented by an error bar and the total uncertainty represented as a grey band. The data are compared with theoretical predictions constructed from different strong Zjj predictions provided by SHERPA (green) and MG5_NLO+PY8 (blue). Uncertainty bands are shown for the two theoretical predictions. Each theory prediction is slightly offset from the bin center to avoid overlap

9 Constraints on anomalous weak-boson self-interactions

In this section, the measured EW Zjj differential cross-sections are used to constrain extensions to the SM that produce anomalous weak-boson self-interactions. The anomalous interactions are introduced using an effective field theory (EFT), for which the effective Lagrangian is given by

$$\mathcal{L}_{\text{eff}} = \mathcal{L}_{\text{SM}} + \sum_i \frac{c_i}{\Lambda^2} \mathcal{O}_i, \tag{4}$$

where \mathcal{L}_{SM} is the SM Lagrangian, the \mathcal{O}_i are dimension-six operators in the Warsaw basis [78], and the c_i/Λ^2 are Wilson coefficients that describe the strength of the anomalous interactions induced by those operators. Constraints are placed on two CP-even operators ($\mathcal{O}_W, \mathcal{O}_{HWB}$) and two CP-odd operators ($\tilde{\mathcal{O}}_W, \tilde{\mathcal{O}}_{HWB}$), which are known to produce anomalous WWZ interactions.

Theoretical predictions are constructed for the EW Zjj process using the effective Lagrangian in Eq. 4. The amplitude for the EW Zjj process is split into a SM part, \mathcal{M}_{SM} , and a dimension-six part, \mathcal{M}_{d6} , which contains the anomalous interactions. The differential cross-section or squared amplitude then has three contributions

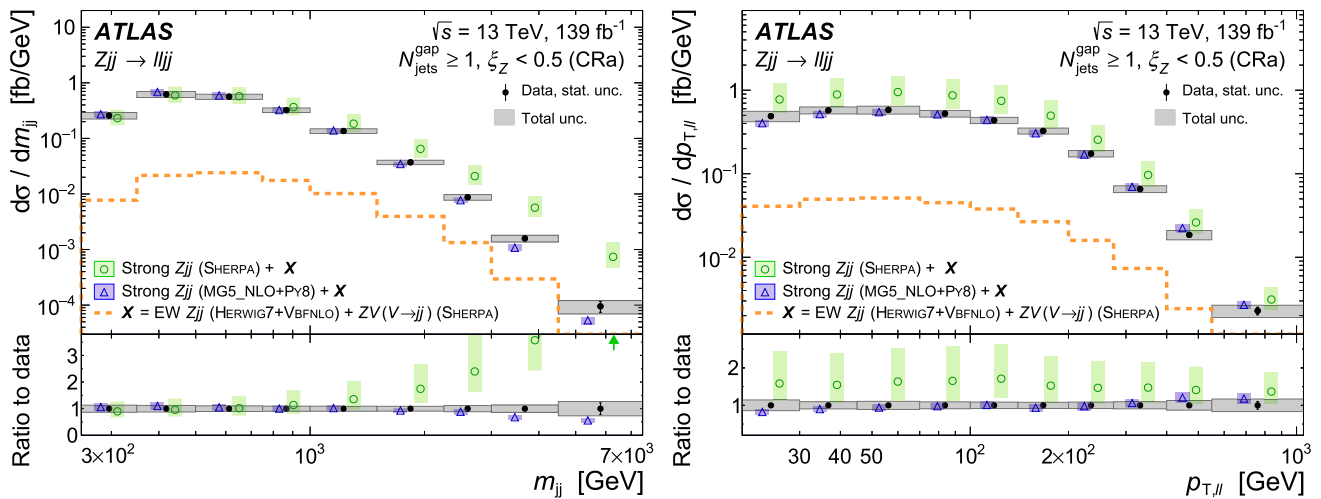


Fig. 9 Differential cross-sections measured in CRa for inclusive Zjj production as a function of m_{jj} (left) and $p_{T,\ell\ell}$ (right), where CRa is defined by $N_{\text{jets}}^{\text{gap}} \geq 1$ and $\xi_Z < 0.5$. The unfolded data are shown as black points, with the statistical uncertainty represented by an error bar and the total uncertainty represented as a grey band. The data are compared with theoretical predictions constructed from different strong Zjj predictions provided by SHERPA (green) and MG5_NLO+Py8 (blue). Uncertainty bands are shown for the two theoretical predictions. Each theory prediction is slightly offset from the bin center to avoid overlap

$$|\mathcal{M}|^2 = |\mathcal{M}_{\text{SM}}|^2 + 2 \text{Re}(\mathcal{M}_{\text{SM}}^* \mathcal{M}_{\text{d6}}) + |\mathcal{M}_{\text{d6}}|^2, \quad (5)$$

namely a pure SM term $|\mathcal{M}_{\text{SM}}|^2$, a pure dimension-six term $|\mathcal{M}_{\text{d6}}|^2$, and a term that contains the interference between the SM and dimension-six amplitudes, $2 \text{Re}(\mathcal{M}_{\text{SM}}^* \mathcal{M}_{\text{d6}})$. The constraints on the dimension-six operators presented in this section are derived both with and without the pure dimension-six terms included in the theoretical prediction. This tests whether the results are robust against missing dimension-eight operators in the EFT expansion.

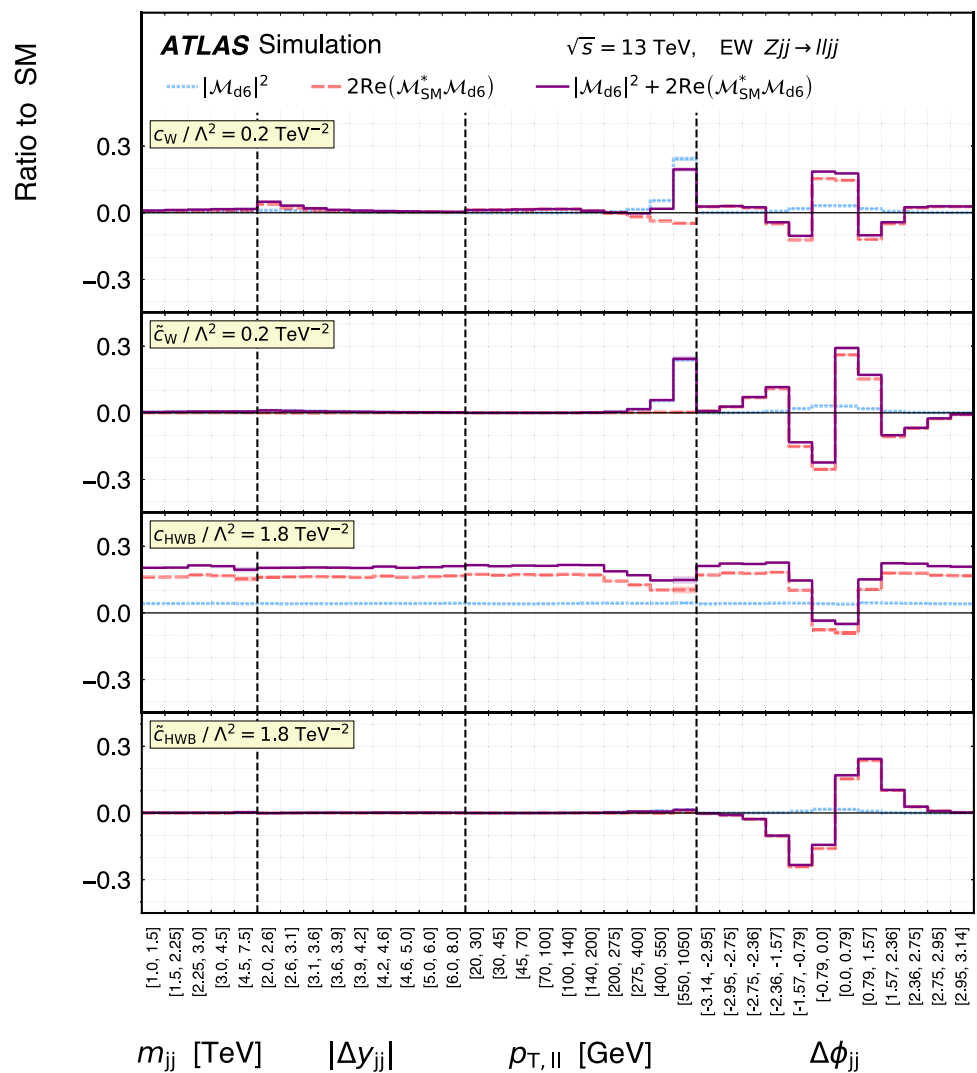
The pure-SM contribution to the EW Zjj differential cross-sections in Eq. 5 is taken to be the prediction from HERWIG7+VBFNLO. The contributions arising from the interference and pure dimension-six terms are generated at leading order in perturbative QCD using MADGRAPH5+PYTHIA8, with the interactions from the dimension-six operators provided by the SMEFTSim package [79]. The A14 set of tuned parameters is used for parton showering, hadronisation and multiple parton scattering. To account for missing higher-order QCD corrections, the interference and pure dimension-six contributions are scaled using a bin-dependent K -factor, which is defined by the ratio of pure-SM EW Zjj differential cross-sections predicted by HERWIG7+VBFNLO and MADGRAPH5+PYTHIA8 in each bin.

The impact of the interference and pure dimension-six contributions to the EW Zjj differential cross-sections is shown relative to the pure SM contribution in Fig. 10. The Wilson coefficients were chosen to be $c_W/\Lambda^2 = 0.2 \text{ TeV}^{-2}$, $\tilde{c}_W/\Lambda^2 = 0.2 \text{ TeV}^{-2}$, $c_{HWB}/\Lambda^2 = 1.8 \text{ TeV}^{-2}$ and $\tilde{c}_{HWB}/\Lambda^2 = 1.8 \text{ TeV}^{-2}$. For the CP-even \mathcal{O}_W operator, the high- $p_{T,\ell\ell}$ region is particularly sensitive to the anoma-

lous interactions, a feature that was seen in previous studies for EW Vjj production [23, 80]. The pure dimension-six contributions to the cross-section dominate in this region. The $\Delta\phi_{jj}$ observable is also found to be very sensitive to the anomalous interactions induced by the \mathcal{O}_W operator, but in this observable the interference contribution dominates. For the CP-even \mathcal{O}_{HWB} operator, the interference contribution dominates in all distributions, with the $\Delta\phi_{jj}$ observable showing the largest kinematic dependences. For the CP-odd operators, the interference contribution is zero in the parity-even observables (m_{jj} , $|\Delta y_{jj}|$, $p_{T,\ell\ell}$). However, the interference contribution produces large asymmetric effects in the parity-odd $\Delta\phi_{jj}$ observable. Constraints are therefore placed on Wilson coefficients using the measured EW Zjj differential cross-section as a function of $\Delta\phi_{jj}$.

The measured differential cross-section as a function of $\Delta\phi_{jj}$ and the corresponding EFT-dependent theoretical prediction are used to define a likelihood function. Statistical correlations amongst the bins of $\Delta\phi_{jj}$ in the EW Zjj measurement are estimated using a bootstrap procedure (as outlined in Sect. 6) and included in the likelihood function. Each source of systematic uncertainty in the measurement is implemented as a Gaussian-constrained nuisance parameter and is hence treated as fully correlated across bins, but uncorrelated with other uncertainty sources. Uncertainties in the theoretical prediction are also implemented as Gaussian-constrained nuisance parameters. These uncertainties include (i) scale and PDF uncertainties in the HERWIG7+VBFNLO prediction, (ii) an additional shape uncertainty defined by the difference between the HER-

Fig. 10 Impact of the \mathcal{O}_W , $\tilde{\mathcal{O}}_W$, \mathcal{O}_{HWB} and $\tilde{\mathcal{O}}_{HWB}$ operators on the EW Zjj differential cross-sections. The expected contributions from the pure dimension-six term ($|\mathcal{M}_{d6}|^2$) and from the interference between the SM and dimension-six amplitudes ($2\text{Re}(\mathcal{M}_{SM}^*\mathcal{M}_{d6})$) are shown relative to the pure-SM prediction and represented as dotted and dashed lines, respectively. The total contribution to the EW Zjj cross-section is shown as a solid line



WIG7+VBFNLO and POWHEG+PY8 predictions, and (iii) an uncertainty in the bin-dependent K -factor that arises from finite statistics in the MC samples. The confidence level at each value of Wilson coefficient is calculated using the profile-likelihood test statistic [81], which is assumed to be distributed according to a χ^2 distribution with one degree of freedom following from Wilks' theorem [82]. This allows the 95% confidence intervals to be constructed for each Wilson coefficient. The expected 95% coverage is validated by generating pseudo-experiments, both around the SM hypothesis and at various points in the EFT parameter space.

The expected and observed 95% confidence intervals on the dimension-six operators are shown in Table 4. For each Wilson coefficient, confidence intervals are shown when including or not-including the pure dimension-six contribution in the theoretical prediction. As expected from Fig. 10, the 95% confidence intervals are almost unaffected if the pure dimension-six contributions are excluded from the theoret-

ical prediction. The compatibility with the SM hypothesis is found to be poor for one of the operators ($\tilde{\mathcal{O}}_{HWB}$), with a corresponding p -value of 1.6%. The probability that fluctuations around the SM prediction cause this feature when constraining these four Wilson coefficients is investigated using pseudo-experiments. For each pseudo-experiment, the p -value for the compatibility with the SM hypothesis is calculated for each of the four Wilson coefficients. The fraction of pseudo-experiments that produce a p -value lower than 1.6% for any of the Wilson coefficients is found to be 6.2%.

The 95% confidence intervals for the CP-even and CP-odd operators can be translated into the HISZ basis [83–85] and be compared with previous ATLAS and CMS results. The observed and expected 95% confidence intervals for the c_{WWW}/Λ^2 Wilson coefficient are $[-2.7, 5.8] \text{ TeV}^{-2}$ and $[-4.4, 4.1] \text{ TeV}^{-2}$, respectively. The observed and expected 95% confidence intervals for the $\tilde{c}_{WWW}/\Lambda^2$ Wilson coefficient are $[-1.6, 2.0] \text{ TeV}^{-2}$ and $[-1.7, 1.7] \text{ TeV}^{-2}$ respec-

Table 4 Expected and observed 95% confidence interval for the four Wilson coefficients, using fits to the EW Zjj differential cross-section measured as a function of $\Delta\phi_{jj}$. Results are presented when including or excluding the pure dimension-six contributions to the EFT prediction. The p -value quantifying the compatibility with the SM hypothesis is also shown for each Wilson coefficient. The global p -value associated with constraining these four Wilson coefficients is investigated using pseudo-experiments, as outlined in the text

Wilson coefficient	Includes $ \mathcal{M}_{d6} ^2$	95% confidence interval [TeV ⁻²]		p -value (SM)
		Expected	Observed	
c_W/Λ^2	No	[-0.30, 0.30]	[-0.19, 0.41]	45.9%
	Yes	[-0.31, 0.29]	[-0.19, 0.41]	43.2%
\tilde{c}_W/Λ^2	No	[-0.12, 0.12]	[-0.11, 0.14]	82.0%
	Yes	[-0.12, 0.12]	[-0.11, 0.14]	81.8%
c_{HWB}/Λ^2	No	[-2.45, 2.45]	[-3.78, 1.13]	29.0%
	Yes	[-3.11, 2.10]	[-6.31, 1.01]	25.0%
$\tilde{c}_{HWB}/\Lambda^2$	No	[-1.06, 1.06]	[0.23, 2.34]	1.7%
	Yes	[-1.06, 1.06]	[0.23, 2.35]	1.6%

tively. These confidence intervals are slightly weaker in sensitivity than the confidence intervals derived using measurements of W^+W^- production at ATLAS [86], WZ production at CMS [87], and measurements of EW Zjj production at CMS [23]. However, the constraints from those previous measurements were obtained with the pure dimension-six terms included in the theoretical prediction and therefore are more sensitive to the impact of missing higher-dimensional operators in the effective field theory expansion. For example, the constraints obtained from measurements of WW and WZ production are shown to weaken by a factor of ten when the pure dimension-six terms are excluded, due to helicity selection rules that suppress the interference contribution in diboson processes [88, 89]. Similarly, the constraints obtained from EW Zjj production at CMS were obtained from a fit to the $p_{T,\ell\ell}$ distribution, which can be dominated by the pure dimension-six terms as shown in Fig. 10. The results presented in this paper therefore have two novel aspects. First, they constitute the strongest limits when pure dimension-six contributions are excluded from the theoretical prediction. Second, the limits are derived from a parity-odd observable, which is sensitive to the interference between the SM and CP-odd amplitudes and is therefore a direct test of CP invariance in the weak-boson self-interactions [5].

10 Conclusion

Differential cross-section measurements for the electroweak production of dijets in association with a Z boson (EW Zjj) are presented for the first time, using proton–proton collision data collected by the ATLAS experiment at a centre-of-mass energy of $\sqrt{s} = 13$ TeV and with an integrated luminosity of 139 fb^{-1} . This process is defined by the t -channel exchange of a weak vector boson and is extremely sensitive to the vector-boson fusion process. Measurements of elec-

troweak Zjj production therefore probe the WWZ interaction and provide a fundamental test of the $SU(2)_L \times U(1)_Y$ gauge symmetry of the Standard Model of particle physics.

The differential cross-sections for EW Zjj production are measured in the $Z \rightarrow \ell^+\ell^-$ decay channel ($\ell = e, \mu$) as a function of four observables: the dijet invariant mass, the rapidity interval spanned by the two jets, the signed azimuthal angle between the two jets, and the transverse momentum of the dilepton pair. The data are corrected for detector inefficiency and resolution using an iterative Bayesian method and are compared to state-of-the-art theoretical predictions from POWHEG+PYTHIA8, HERWIG7+VBFNLO and SHERPA. The data favour the prediction from HERWIG7+VBFNLO. POWHEG+PYTHIA8 predicts too large a cross-section at high values of dijet invariant mass, at large dijet rapidity intervals, and at intermediate values of dilepton transverse momentum. SHERPA predicts too small a cross-section across the measured phase space. Differential cross-section measurements for inclusive Zjj production are also provided in the signal and control regions used to extract the electroweak component.

The detector-corrected measurements are used to search for signatures of anomalous weak-boson self-interactions using the framework of a dimension-six effective field theory. The signed azimuthal angle between the two jets is found to be the most sensitive observable when examining the impact of both the CP-even and CP-odd dimension-six operators. The dimension-six operators are found to be primarily constrained by the contribution to the cross-section from the interference between the SM and dimension-six scattering amplitudes. This makes the results less sensitive to missing higher-order operators in the effective field theory expansion when compared to previous results that search for anomalous weak-boson self-interactions. Furthermore, all limits are derived from a parity-odd observable, which is sensitive to

the interference between the SM and CP-odd amplitudes and is therefore a direct test of charge conjugation and parity invariance in the weak-boson self-interactions.

Acknowledgements We thank CERN for the very successful operation of the LHC, as well as the support staff from our institutions without whom ATLAS could not be operated efficiently. We acknowledge the support of ANPCyT, Argentina; YerPhI, Armenia; ARC, Australia; BMWFW and FWF, Austria; ANAS, Azerbaijan; SSTC, Belarus; CNPq and FAPESP, Brazil; NSERC, NRC and CFI, Canada; CERN; CONICYT, Chile; CAS, MOST and NSFC, China; COLCIENCIAS, Colombia; MSMT CR, MPO CR and VSC CR, Czech Republic; DNRF and DNSRC, Denmark; IN2P3-CNRS and CEA-DRF/IRFU, France; SRNSFG, Georgia; BMBF, HGF and MPG, Germany; GSRT, Greece; RGC and Hong Kong SAR, China; ISF and Benozziyo Center, Israel; INFN, Italy; MEXT and JSPS, Japan; CNRST, Morocco; NWO, Netherlands; RCN, Norway; MNiSW and NCN, Poland; FCT, Portugal; MNE/IFA, Romania; MES of Russia and NRC KI, Russia Federation; JINR; MESTD, Serbia; MSSR, Slovakia; ARRS and MIZŠ, Slovenia; DST/NRF, South Africa; MINECO, Spain; SRC and Wallenberg Foundation, Sweden; SERI, SNSF and Cantons of Bern and Geneva, Switzerland; MOST, Taiwan; TAEK, Turkey; STFC, United Kingdom; DOE and NSF, United States of America. In addition, individual groups and members have received support from BCKDF, CANARIE, Compute Canada and CRC, Canada; ERC, ERDF, Horizon 2020, Marie Skłodowska-Curie Actions and COST, European Union; Investissements d’Avenir Labex, Investissements d’Avenir Idex and ANR, France; DFG and AvH Foundation, Germany; Herakleitos, Thales and Aristeia programmes co-financed by EU-ESF and the Greek NSRF, Greece; BSF-NSF and GIF, Israel; CERCA Programme Generalitat de Catalunya and PROMETEO Programme Generalitat Valenciana, Spain; Göran Gustafssons Stiftelse, Sweden; The Royal Society and Leverhulme Trust, United Kingdom. The crucial computing support from all WLCG partners is acknowledged gratefully, in particular from CERN, the ATLAS Tier-1 facilities at TRIUMF (Canada), NDGF (Denmark, Norway, Sweden), CC-IN2P3 (France), KIT/GridKA (Germany), INFN-CNAF (Italy), NL-T1 (Netherlands), PIC (Spain), ASGC (Taiwan), RAL (UK) and BNL (USA), the Tier-2 facilities worldwide and large non-WLCG resource providers. Major contributors of computing resources are listed in Ref. [90].

Data Availability Statement This manuscript has no associated data or the data will not be deposited. [Authors’ comment: All ATLAS scientific output is published in journals, and preliminary results are made available in Conference Notes. All are openly available, without restriction on use by external parties beyond copyright law and the standard conditions agreed by CERN. Data associated with journal publications are also made available: tables and data from plots (e.g. cross section values, likelihood profiles, selection efficiencies, cross section limits, ...) are stored in appropriate repositories such as HEPDATA (<http://hepdata.cedar.ac.uk/>). ATLAS also strives to make additional material related to the paper available that allows a reinterpretation of the data in the context of new theoretical models. For example, an extended encapsulation of the analysis is often provided for measurements in the framework of RIVET (<http://rivet.hepforge.org/>). This information is taken from the ATLAS Data Access Policy, which is a public document that can be downloaded from <http://opendata.cern.ch/record/413> [opendata.cern.ch].]

Open Access This article is licensed under a Creative Commons Attribution 4.0 International License, which permits use, sharing, adaptation, distribution and reproduction in any medium or format, as long as you give appropriate credit to the original author(s) and the source, provide a link to the Creative Commons licence, and indicate if changes were made. The images or other third party material in this article

are included in the article’s Creative Commons licence, unless indicated otherwise in a credit line to the material. If material is not included in the article’s Creative Commons licence and your intended use is not permitted by statutory regulation or exceeds the permitted use, you will need to obtain permission directly from the copyright holder. To view a copy of this licence, visit <http://creativecommons.org/licenses/by/4.0/>. Funded by SCOAP³.

A Validation of electroweak extraction methodology

The method used to extract the EW Zjj event yield uses three control regions to constrain the modelling of the strong Zjj background process (see Sect. 5). In this appendix, additional details and validations of the method are presented. First, the EW yields extracted with different strong Zjj predictions is presented. The spread of the extracted yields constitutes the dominant modelling uncertainty in the measured EW Zjj differential cross-sections. Second, EW yields are presented for variations of the electroweak extraction method.

Impact of strong Zjj generator choice

Figure 11 shows the EW Zjj event yields extracted using the SHERPA, MG5_NLO+PY8⁷ and MG5+PY8 event generators to predict the strong Zjj background. The results are presented for each bin of the four measured distributions (m_{jj} , $|\Delta y_{jj}|$, $p_{T,\ell\ell}$ and $\Delta\phi_{jj}$). Also shown is the nominal measurement, the central value of which is taken to be the midpoint of the EW Zjj event yields extracted using the three strong Zjj predictions. The EW Zjj yields obtained using SHERPA for the strong Zjj process are typically the largest, while those obtained using MG5+PY8 for the strong Zjj process are typically the lowest. The uncertainty on the nominal measurement due to strong Zjj generator choice is defined as the envelope of the EW Zjj event yields obtained using the three strong Zjj predictions.

Variations of the electroweak extraction method

The degree to which the measured EW Zjj differential cross-sections depend on the electroweak extraction method is investigated in this section. First, three variations are applied to the nominal likelihood-based extraction method presented in Sect. 5. These are:

1. *Inverted Control Regions*: In this variation, CR_a and CR_c are swapped in Eq. 2. This means that the b_i factors are constrained in control regions at high ξ_Z and the $f(x_i)$ function is then defined to correct for non-closure when transferring these corrections to low ξ_Z .
2. *Function choice*: In this variation, the choice of $f(x_i)$ in Eq. 2 is changed from a first-order polynomial to a second-order polynomial.

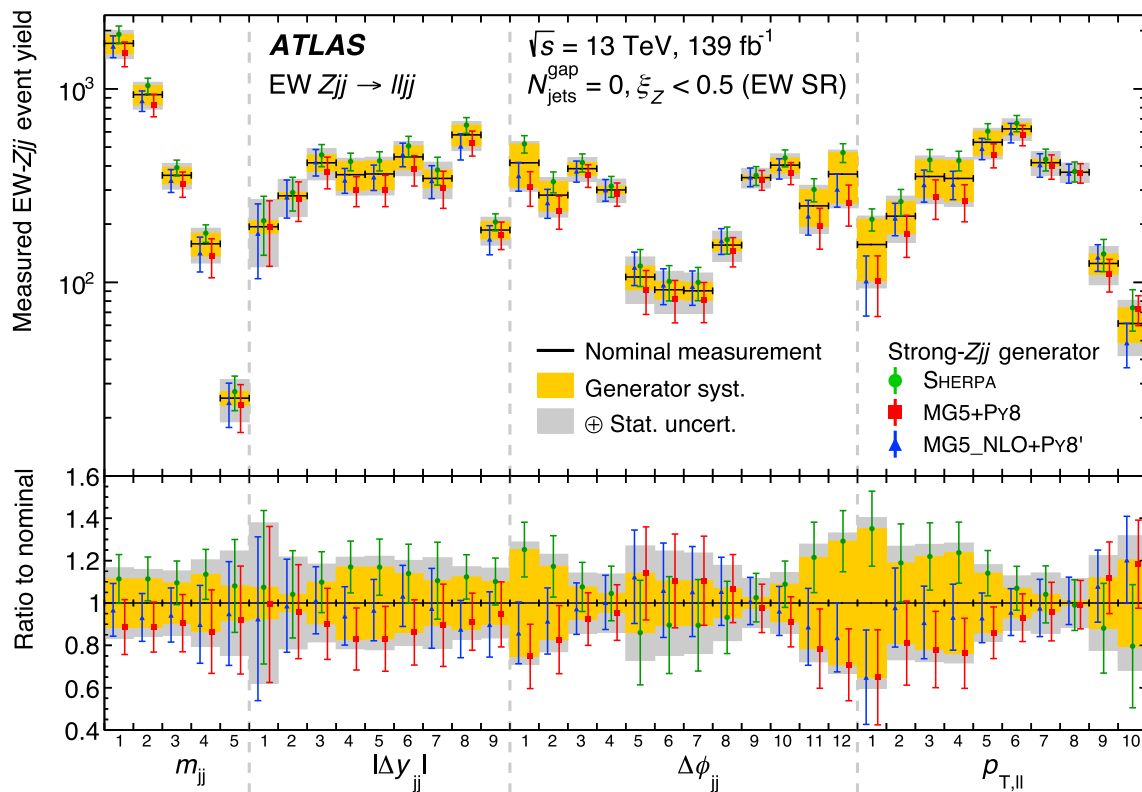


Fig. 11 EW Z_{jj} event yields obtained when using the SHERPA, MG5_NLO+PY8' and MG5+PY8 predictions for the strong Z_{jj} process. The extracted EW Z_{jj} yields are presented for each bin of the four observables (m_{jj} , $|\Delta y_{jj}|$, $\Delta\phi_{jj}$ and $p_{T,\ell\ell}$). The nominal EW Z_{jj} measurement is defined as the midpoint of the three generator-specific measurements, with a ‘generator choice’ systematic defined by the envelope. Experimental systematic uncertainties are not shown (they tend to be small as can be seen in Fig. 6)

3. *Unconstrained strong Z_{jj} yield:* In this variation, the constraint applied to the integrated strong Z_{jj} event yield (Eq. 3) is removed. This allows the integrated strong Z_{jj} yield to be different between different differential distributions.

In addition, a simpler ‘sequential’ method is used to extract the EW Z_{jj} yields. In this approach, the EW Z_{jj} yield of bin i in the signal region (SR) is defined by

$$v_{SR,i}^{EW} = N_{SR,i}^{data} - k r_{CRa,i} v_{SR,i}^{strong,MC} - v_{SR,i}^{other,MC}, \quad (6)$$

where $N_{SR,i}^{data}$ is the observed event yield in that bin, $v_{SR,i}^{strong,MC}$ is the strong Z_{jj} background yield predicted by simulation, and $v_{SR,i}^{other,MC}$ is the event yield from other simulated background processes. The data-driven constraints on the strong Z_{jj} background, $r_{CRa,i}$ and k , are defined by

$$r_{CRa,i} = \left(N_{CRa,i}^{data} - v_{CRa,i}^{EW,MC} - v_{CRa,i}^{other,MC} \right) / v_{CRa,i}^{strong,MC}$$

and $k = r_{SR,0} / r_{CRa,0}$,

where $v_{CRa,i}^{EW,MC}$ is the predicted EW Z_{jj} contamination in the control region and is estimated using HERWIG7+VBFNLO.

The index ‘0’ in the definition of k specifies a normalisation region defined by $250 \leq m_{jj} < 500$ GeV. The electroweak signal yield in each bin of the differential distribution is taken to be the midpoint of the envelope of yields obtained using the SHERPA, MG5_NLO+PY8' and MG5+PY8 predictions for the strong Z_{jj} background. The systematic uncertainties on the sequential method are evaluated in the same way as for the nominal method, using the procedures outlined in Sect. 7. Non-closure of the sequential method is evaluated by deriving the constraints on the strong Z_{jj} process using data in CRb and applying them to the strong Z_{jj} prediction in CRc. This non-closure is assigned as an additional systematic uncertainty in the sequential method.

Figure 12 shows the EW Z_{jj} event yields measured with the four variations in the electroweak extraction method. The results are found to be in good agreement with the nominal method. In particular, the deviation in the extracted event yields tend to lie within the uncertainty that arises from the strong Z_{jj} generator choice. The agreement between the nominal result and the result obtained with each variation in extraction method is quantified using a χ^2 test for each distribution, with the correlations between measurements determined using the bootstrap method [71]. Good agreement is

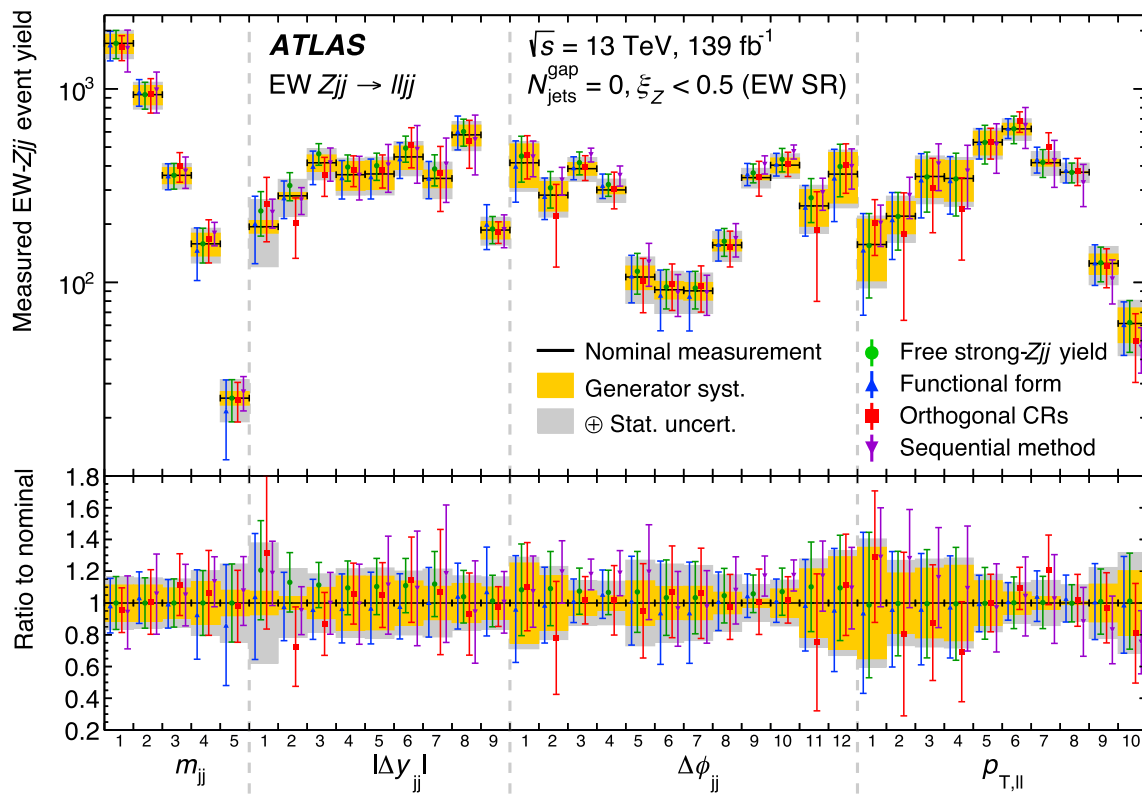


Fig. 12 Extracted EW Z_{jj} event yields in bins of the four observables measured using five different methods. The nominal measurements with their associated uncertainties are shown as bands, while the measurements based on the four variations to the EW Z_{jj} extraction methodology are shown as points with error bars corresponding to their associated total uncertainty (excluding the experimental systematics, that tend to be significantly smaller)

found between the nominal result and each of the results obtained with the different electroweak extraction methods.

B Tabulated differential cross-section measurements

In this section, the measured EW Z_{jj} and inclusive Z_{jj} differential cross-sections are presented in tabular form. The differential cross-sections measured as a function of m_{jj} , $|\Delta y_{jj}|$, $p_{T,\ell\ell}$, and $\Delta\phi_{jj}$ are presented in Tables 5–8. The EW Z_{jj} differential cross-sections are measured in the signal region, whereas the inclusive Z_{jj} differential cross-sections are measured in the signal region and the three control regions. The fiducial definition for the signal and control regions are defined in Sect. 6.

Table 5 Differential cross-section measurements for EW Zjj production and inclusive Zjj production as a function of m_{jj} . The EW Zjj measurements are performed in the signal region. The inclusive Zjj measurements are performed in the signal region and three control regions. The different sources of uncertainty are grouped together for each measurement, with a more granular breakdown of each uncertainty available in HEPDATA

EW Zjj SR, m_{jj} cross-section measurements									
$d\sigma / dm_{jj}$ [ab/GeV]	-	-	-	-	41	14	5.5	1.3	0.10
Stat. unc. [%]	-	-	-	-	13	13	13	17	26
Gen. choice [%]	-	-	-	-	11	11	9.4	14	7.6
Theory syst. [%]	-	-	-	-	8.1	6.6	4.3	3.1	1.2
Jet syst. [%]	-	-	-	-	8.4	6.9	6.3	9.4	14
Unfolding syst. [%]	-	-	-	-	2.3	1.1	0.7	0.6	0.6
Other syst. [%]	-	-	-	-	2.0	2.0	2.3	2.2	3.0
Inclusive Zjj SR, m_{jj} cross-section measurements									
$d\sigma / dm_{jj}$ [ab/GeV]	510	1040	700	320	120	31	8.8	1.7	0.12
Stat. unc. [%]	1.6	1.0	0.9	1.3	1.5	2.3	4.5	7.2	21
Jet syst. [%]	5.2	3.8	3.3	3.6	3.6	3.5	4.1	6.6	15
Unfolding syst. [%]	2.3	1.6	0.9	0.6	0.5	0.4	0.5	0.6	0.6
Other syst. [%]	2.8	2.8	2.8	2.8	2.8	2.8	2.9	2.9	3.4
Inclusive Zjj CRa, m_{jj} cross-section measurements									
$d\sigma / dm_{jj}$ [ab/GeV]	250	610	560	320	130	37	8.7	1.6	0.10
Stat. unc. [%]	2.2	1.2	1.0	1.3	1.3	2.1	4.4	7.3	22
Jet syst. [%]	11	11	9.4	8.6	8.6	8.1	9.9	11	14
Unfolding syst. [%]	6.7	5.3	4.1	3.3	2.7	2.6	3.0	3.9	5.3
Other syst. [%]	2.3	2.3	2.3	2.4	2.4	2.5	2.5	2.6	2.8
Inclusive Zjj CRb, m_{jj} cross-section measurements									
$d\sigma / dm_{jj}$ [ab/GeV]	190	430	330	150	54	10	1.4	0.11	-
Stat. unc. [%]	2.5	1.4	1.2	1.8	2.2	4.2	11	28	-
Jet syst. [%]	11	9.0	7.6	8.0	7.4	7.9	9.0	8.9	-
Unfolding syst. [%]	2.3	2.4	2.4	2.1	1.8	2.1	3.0	3.8	-
Other syst. [%]	2.3	2.3	2.3	2.4	2.4	2.5	2.6	2.6	-
Inclusive Zjj CRc, m_{jj} cross-section measurements									
$d\sigma / dm_{jj}$ [ab/GeV]	350	690	390	140	37	5.7	0.60	0.07	-
Stat. unc. [%]	1.9	1.2	1.2	2.0	2.7	5.8	18	36	-
Jet syst. [%]	6.7	3.6	3.3	5.0	2.3	4.7	5.5	4.0	-
Unfolding syst. [%]	1.2	1.0	0.8	0.9	1.1	1.6	2.1	2.3	-
Other syst. [%]	2.8	2.8	2.8	2.8	2.8	2.9	2.9	3.1	-
Low bin edge [TeV]	0.25	0.35	0.50	0.75	1.0	1.5	2.2	3.0	4.5
High bin edge [TeV]	0.35	0.50	0.75	1.0	1.5	2.2	3.0	4.5	7.5

Table 6 Differential cross-section measurements for EW Zjj production and inclusive Zjj production as a function of $|\Delta y_{jj}|$. The EW Zjj measurements are performed in the signal region. The inclusive Zjj measurements are performed in the signal region and three control regions. The different sources of uncertainty are grouped together for each measurement, with a more granular breakdown of each uncertainty available in HEPDATA

EW Zjj SR, Δy_{jj} cross-section measurements									
$d\sigma / d \Delta y_{jj} $ [fb]	3.6	6.3	9.3	13	14	13	10	7.1	1.2
Stat. unc. [%]	38	22	16	14	15	15	20	13	14
Gen. choice [%]	7.5	4.0	9.8	17	17	14	10	12	10
Theory syst. [%]	18	11	8.5	6.7	8.0	7.5	7.5	3.6	1.8
Jet syst. [%]	21	10.0	6.9	7.0	6.4	8.3	13	6.2	11
Unfolding syst. [%]	8.4	6.3	3.9	2.8	2.3	1.5	1.1	0.7	0.1
Other syst. [%]	2.6	2.3	2.2	2.4	2.1	2.0	2.0	1.9	2.2
Inclusive Zjj SR, Δy_{jj} cross-section measurements									
$d\sigma / d \Delta y_{jj} $ [fb]	13	18	25	32	36	36	31	14	1.6
Stat. unc. [%]	3.9	3.8	3.2	3.5	3.3	2.9	3.2	3.0	6.3
Jet syst. [%]	2.7	2.1	2.2	2.6	2.9	5.7	4.5	4.2	7.7
Unfolding syst. [%]	0.7	0.6	0.5	0.4	0.3	0.3	0.4	0.4	0.3
Other syst. [%]	2.9	2.9	2.9	2.9	2.9	2.8	2.9	2.8	2.9
Inclusive Zjj CRa, Δy_{jj} cross-section measurements									
$d\sigma / d \Delta y_{jj} $ [fb]	13	21	30	36	43	42	37	15	1.6
Stat. unc. [%]	3.8	3.5	2.9	3.3	3.0	2.6	2.9	2.8	6.2
Jet syst. [%]	9.3	8.1	8.0	7.5	7.5	8.1	8.7	9.5	13
Unfolding syst. [%]	2.0	2.1	2.3	2.5	2.7	2.8	2.9	3.2	3.7
Other syst. [%]	2.5	2.5	2.5	2.5	2.5	2.5	2.5	2.5	2.6
Inclusive Zjj CRb, Δy_{jj} cross-section measurements									
$d\sigma / d \Delta y_{jj} $ [fb]	11	14	15	14	13	9.6	6.1	1.1	-
Stat. unc. [%]	4.1	4.1	4.0	5.4	5.6	5.8	7.1	10	-
Jet syst. [%]	6.3	6.1	6.1	7.1	8.3	9.5	8.7	11	-
Unfolding syst. [%]	1.1	1.3	1.7	2.0	2.1	2.0	2.0	2.0	-
Other syst. [%]	2.4	2.4	2.5	2.5	2.5	2.5	2.5	2.6	-
Inclusive Zjj CRc, Δy_{jj} cross-section measurements									
$d\sigma / d \Delta y_{jj} $ [fb]	7.9	9.2	9.6	8.2	8.2	6.1	3.7	0.70	-
Stat. unc. [%]	4.9	5.2	5.2	7.3	7.3	7.3	9.4	13	-
Jet syst. [%]	1.8	2.6	2.2	3.2	2.5	3.5	10	9.7	-
Unfolding syst. [%]	0.5	0.6	0.6	0.6	0.6	0.5	0.4	0.2	-
Other syst. [%]	2.9	2.9	2.9	2.9	2.9	2.9	3.1	3.4	-
Low bin edge	2.0	2.6	3.1	3.6	3.9	4.2	4.6	5.0	6.0
High bin edge	2.6	3.1	3.6	3.9	4.2	4.6	5.0	6.0	8.0

Table 7 Differential cross-section measurements for EW Zjj production and inclusive Zjj production as a function of $p_{T,\ell\ell}$. The EW Zjj measurements are performed in the signal region. The inclusive Zjj measurements are performed in the signal region and three control regions. The different sources of uncertainty are grouped together for each measurement, with a more granular breakdown of each uncertainty available in HEPDATA

EW Zjj SR, $p_{T,\ell\ell}$ cross-section measurements										
$d\sigma / dp_{T,\ell\ell}$ [ab/GeV]	210	190	180	130	150	110	59	31	8.8	1.4
Stat. unc. [%]	21	20	18	17	12	12	15	13	20	25
Gen. choice [%]	36	19	22	24	14	6.9	4.2	-0.9	-12	-21
Theory syst. [%]	4.7	11	9.8	12	5.8	6.0	5.0	3.5	5.0	4.1
Jet syst. [%]	10	13	11	13	7.5	6.4	5.9	2.9	3.1	8.5
Unfolding syst. [%]	1.2	2.4	3.3	3.5	3.0	2.0	1.3	1.3	1.7	2.0
Other syst. [%]	3.5	2.1	2.1	2.2	2.1	2.0	2.1	2.2	3.0	3.4
Inclusive Zjj SR, $p_{T,\ell\ell}$ cross-section measurements										
$d\sigma / dp_{T,\ell\ell}$ [ab/GeV]	530	580	530	440	380	270	140	58	16	2.1
Stat. unc. [%]	5.2	4.0	3.3	3.2	2.9	2.8	3.2	3.9	7.0	11
Jet syst. [%]	5.3	6.9	4.1	4.2	3.6	3.6	2.2	1.4	2.5	5.6
Unfolding syst. [%]	0.4	0.4	0.5	0.5	0.4	0.3	0.2	0.2	0.3	0.3
Other syst. [%]	2.9	2.9	2.8	2.8	2.8	2.8	2.8	3.0	3.4	3.6
Inclusive Zjj CRa, $p_{T,\ell\ell}$ cross-section measurements										
$d\sigma / dp_{T,\ell\ell}$ [ab/GeV]	480	570	580	520	430	320	170	66	19	2.3
Stat. unc. [%]	5.4	3.9	3.1	2.9	2.7	2.5	2.9	3.5	6.2	10
Jet syst. [%]	13	7.7	9.5	7.8	7.4	7.1	7.7	8.2	11	13
Unfolding syst. [%]	3.4	3.4	3.4	3.2	2.8	2.3	1.6	1.1	0.8	0.7
Other syst. [%]	2.5	2.5	2.4	2.4	2.4	2.4	2.5	2.6	3.0	3.3
Inclusive Zjj CRb, $p_{T,\ell\ell}$ cross-section measurements										
$d\sigma / dp_{T,\ell\ell}$ [ab/GeV]	190	210	200	190	140	97	56	24	6.8	-
Stat. unc. [%]	8.4	6.8	5.3	4.7	4.6	4.3	5.2	5.9	11	-
Jet syst. [%]	5.8	7.6	7.3	7.4	6.4	6.5	6.8	6.8	7.0	-
Unfolding syst. [%]	1.6	1.8	2.0	2.1	1.9	1.5	1.0	0.7	0.8	-
Other syst. [%]	2.5	2.5	2.4	2.4	2.4	2.4	2.4	2.6	3.0	-
Inclusive Zjj CRC, $p_{T,\ell\ell}$ cross-section measurements										
$d\sigma / dp_{T,\ell\ell}$ [ab/GeV]	100	160	150	120	89	62	32	15	4.0	-
Stat. unc. [%]	12	8.0	6.4	5.9	5.9	5.5	7.0	7.8	13	-
Jet syst. [%]	3.4	4.3	3.0	4.2	2.5	4.4	1.9	2.2	5.8	-
Unfolding syst. [%]	1.1	1.1	0.9	0.7	0.5	0.5	0.5	0.3	0.3	-
Other syst. [%]	3.0	2.9	2.9	2.9	2.9	2.9	2.9	3.0	3.4	-
Low bin edge [GeV]	20	30	45	70	100	140	200	275	400	550
High bin edge [GeV]	30	45	70	100	140	200	275	400	550	1050

Table 8 Differential cross-section measurements for EW Zjj production and inclusive Zjj production as a function of $\Delta\phi_{jj}$. The EW Zjj measurements are performed in the signal region. The inclusive Zjj measurements are performed in the signal region and three control regions. The different sources of uncertainty are grouped together for each measurement, with a more granular breakdown of each uncertainty available in HEPDATA

EW Zjj SR, $\Delta\phi_{jj}$ cross-section measurements												
$d\sigma / d\Delta\phi_{jj}$ [fb]	26	17	12	4.2	1.4	1.2	1.2	2.0	4.9	12	15	23
Stat. unc. [%]	15	16	13	14	24	23	22	17	12	12	19	17
Gen. choice [%]	25	17	7.4	4.5	-14	-10	-11	-6.9	2.5	8.8	22	30
Theory syst. [%]	7.8	9.5	8.2	5.1	4.6	4.7	4.3	3.2	4.3	8.2	12	8.2
Jet syst. [%]	8.9	8.0	6.6	7.9	11	7.0	7.6	7.5	7.4	6.3	8.7	9.9
Unfolding syst. [%]	2.6	2.4	2.2	2.1	1.8	1.1	0.6	0.8	1.7	2.8	3.4	3.9
Other syst. [%]	2.6	2.1	2.1	2.1	2.3	2.6	2.5	2.3	2.1	2.1	2.2	2.7
Inclusive Zjj SR, $\Delta\phi_{jj}$ cross-section measurements												
$d\sigma / d\Delta\phi_{jj}$ [fb]	71	49	29	10	3.3	2.1	2.0	3.8	11	29	48	69
Stat. unc. [%]	3.1	3.6	3.3	3.8	6.4	8.1	8.6	6.1	3.7	3.3	3.8	3.3
Jet syst. [%]	2.0	5.1	3.6	4.2	4.4	8.2	6.6	8.0	4.6	3.4	4.0	2.6
Unfolding syst. [%]	0.4	0.4	0.3	0.3	0.3	0.1	0.1	0.1	0.2	0.4	0.5	0.6
Other syst. [%]	2.8	2.8	2.9	2.9	3.0	3.1	3.1	3.0	2.9	2.9	2.9	2.8
Inclusive Zjj CRa, $\Delta\phi_{jj}$ cross-section measurements												
$d\sigma / d\Delta\phi_{jj}$ [fb]	62	50	33	14	4.9	3.1	3.1	5.7	14	33	54	64
Stat. unc. [%]	3.2	3.5	3.0	3.2	5.2	6.4	6.6	5.1	3.2	3.1	3.5	3.3
Jet syst. [%]	7.7	7.4	7.5	7.4	8.2	8.6	12	9.6	8.1	8.1	7.6	7.0
Unfolding syst. [%]	2.0	2.1	2.3	2.4	2.5	2.6	2.5	2.5	2.5	2.5	2.5	2.5
Other syst. [%]	2.4	2.5	2.5	2.5	2.6	2.6	2.6	2.6	2.5	2.5	2.4	2.4
Inclusive Zjj CRb, $\Delta\phi_{jj}$ cross-section measurements												
$d\sigma / d\Delta\phi_{jj}$ [fb]	28	21	12	3.4	0.96	0.62	0.35	0.90	3.8	12	22	29
Stat. unc. [%]	4.8	5.4	5.2	6.3	12	14	19	12	6.1	5.2	5.4	4.9
Jet syst. [%]	5.4	6.5	7.0	8.1	11	12	14	9.7	7.5	7.5	6.1	6.3
Unfolding syst. [%]	1.1	1.4	1.5	1.4	1.0	0.6	0.6	1.0	1.6	2.0	1.8	1.4
Other syst. [%]	2.4	2.4	2.5	2.5	2.7	2.9	2.8	2.7	2.5	2.5	2.4	2.4
Inclusive Zjj CRc, $\Delta\phi_{jj}$ cross-section measurements												
$d\sigma / d\Delta\phi_{jj}$ [fb]	25	15	6.3	1.7	0.36	0.26	0.15	0.49	1.7	6.0	16	22
Stat. unc. [%]	5.2	6.6	7.0	8.9	18	23	31	16	9.1	7.4	6.7	5.8
Jet syst. [%]	1.8	3.0	2.0	7.3	7.2	10	15	8.0	9.2	3.8	5.1	3.4
Unfolding syst. [%]	0.8	0.8	0.7	0.4	0.2	0.2	0.2	0.2	0.3	0.6	0.7	0.7
Other syst. [%]	2.8	2.9	2.9	3.0	3.1	3.9	3.7	3.3	3.0	2.9	2.9	2.9
Low bin edge [$\pi/16$]	-16	-15	-14	-12	-8.0	-4.0	0.00	4.0	8.0	12	14	15
High bin edge [$\pi/16$]	-15	-14	-12	-8.0	-4.0	0.00	4.0	8.0	12	14	15	16

References

- ATLAS and CMS Collaborations, Measurements of the Higgs boson production and decay rates and constraints on its couplings from a combined ATLAS and CMS analysis of the LHC pp collision data at $\sqrt{s} = 7$ and 8 TeV. *JHEP* **08**, 045 (2016). [https://doi.org/10.1007/JHEP08\(2016\)045](https://doi.org/10.1007/JHEP08(2016)045). [arXiv:1606.02266](https://arxiv.org/abs/1606.02266) [hep-ex]
- ATLAS Collaboration, Measurements of Higgs boson properties in the diphoton decay channel with 36 fb^{-1} of pp collision data at $\sqrt{s} = 13$ TeV with the ATLAS detector. *Phys. Rev. D* **98**, 052005 (2018). <https://doi.org/10.1103/PhysRevD.98.052005>. [arXiv:1802.04146](https://arxiv.org/abs/1802.04146) [hep-ex]
- ATLAS Collaboration, Measurement of the Higgs boson coupling properties in the $H \rightarrow ZZ^* \rightarrow 4\ell$ decay channel at $\sqrt{s} = 13$ TeV with the ATLAS detector. *JHEP* **03**, 095 (2018) [https://doi.org/10.1007/JHEP03\(2018\)095](https://doi.org/10.1007/JHEP03(2018)095). [arXiv:1712.02304](https://arxiv.org/abs/1712.02304) [hep-ex]
- CMS Collaboration, Combined measurements of Higgs boson couplings in proton-proton collisions at $\sqrt{s} = 13$ TeV. *Eur. Phys. J. C* **79**, 421 (2019). <https://doi.org/10.1140/epjc/s10052-019-6909-y>. [arXiv:1809.10733](https://arxiv.org/abs/1809.10733) [hep-ex]
- ATLAS Collaboration, Test of CP invariance in vector-boson fusion production of the Higgs boson using the Optimal Observable method in the ditau decay channel with the ATLAS detector. *Eur. Phys. J. C* **76**, 658 (2016). <https://doi.org/10.1140/epjc/s10052-016-4499-5>. [arXiv:1602.04516](https://arxiv.org/abs/1602.04516) [hep-ex]
- CMS Collaboration, Constraints on anomalous HVV couplings from the production of Higgs bosons decaying to τ lepton pairs. *Phys. Rev. D* **100**, 112002 (2019). <https://doi.org/10.1103/PhysRevD.100.112002>. [arXiv:1903.06973](https://arxiv.org/abs/1903.06973) [hep-ex]
- CMS Collaboration, Measurements of the Higgs boson width and anomalous HVV couplings from on-shell and off-shell production in the four-lepton final state. *Phys. Rev. D* **99**, 112003 (2019). <https://doi.org/10.1103/PhysRevD.99.112003>. [arXiv:1901.00174](https://arxiv.org/abs/1901.00174) [hep-ex]
- CMS Collaboration, Observation of Electroweak Production of Same-Sign W boson Pairs in the Two Jet and Two Same-Sign Lepton Final State in Proton-Proton Collisions at $\sqrt{s} = 13$ TeV. *Phys. Rev. Lett.* **120**, 081801 (2018). <https://doi.org/10.1103/PhysRevLett.120.081801>. [arXiv:1709.05822](https://arxiv.org/abs/1709.05822) [hep-ex]
- ATLAS Collaboration, Observation of Electroweak Production of a Same-Sign W Boson Pair in Association with Two Jets in pp Collisions at $\sqrt{s} = 13$ TeV with the ATLAS Detector. *Phys. Rev. Lett.* **123**, 161801 (2019). <https://doi.org/10.1103/PhysRevLett.123.161801>. [arXiv:1906.03203](https://arxiv.org/abs/1906.03203) [hep-ex]
- ATLAS Collaboration, Observation of electroweak $W^\pm Z$ boson pair production in association with two jets in pp collisions at $\sqrt{s} = 13$ TeV with the ATLAS detector. *Phys. Lett. B* **793**, 469–492 (2019). <https://doi.org/10.1016/j.physletb.2019.05.012>. [arXiv:1812.09740](https://arxiv.org/abs/1812.09740) [hep-ex]
- ATLAS Collaboration, Observation of electroweak production of two jets and a Z-boson pair with the ATLAS detector at the LHC [arXiv:2004.10612](https://arxiv.org/abs/2004.10612) [hep-ex]
- CMS Collaboration, Measurements of production cross sections of WZ and same-sign WW boson pairs in association with two jets in proton-proton collisions at $\sqrt{s} = 13$ TeV. (2020). [arXiv:2005.01173](https://arxiv.org/abs/2005.01173) [hep-ex]
- ATLAS Collaboration, Search for invisible Higgs boson decays in vector boson fusion at $\sqrt{s} = 13$ TeV with the ATLAS detector. *Phys. Lett. B* **793**, 499–519 (2019). <https://doi.org/10.1016/j.physletb.2019.04.024>. [arXiv:1809.06682](https://arxiv.org/abs/1809.06682) [hep-ex]
- CMS Collaboration, Search for invisible decays of a Higgs boson produced through vector boson fusion in proton-proton collisions at $\sqrt{s} = 13$ TeV. *Phys. Lett. B* **793**, 520–551 (2019). <https://doi.org/10.1016/j.physletb.2019.04.025>. [arXiv:1809.05937](https://arxiv.org/abs/1809.05937) [hep-ex]
- ATLAS Collaboration, Combination of searches for heavy resonances decaying into bosonic and leptonic final states using 36 fb^{-1} of proton-proton collision data at $\sqrt{s} = 13$ TeV with the ATLAS detector. *Phys. Rev. D* **98**, 052008 (2018). <https://doi.org/10.1103/PhysRevD.98.052008>. [arXiv:1808.02380](https://arxiv.org/abs/1808.02380) [hep-ex]
- ATLAS Collaboration, Search for the $HH \rightarrow b\bar{b}b\bar{b}$ process via vector-boson fusion production using proton-proton collisions at $\sqrt{s} = 13$ TeV with the ATLAS detector. [arXiv:2001.05178](https://arxiv.org/abs/2001.05178) [hep-ex]
- ATLAS Collaboration, Search for heavy diboson resonances in semileptonic final states in pp collisions at $\sqrt{s} = 13$ TeV with the ATLAS detector. [arXiv:2004.14636](https://arxiv.org/abs/2004.14636) [hep-ex]
- ATLAS Collaboration, Modelling of the vector boson scattering process $pp \rightarrow W^\pm W^\pm jj$ in Monte Carlo generators in ATLAS. ATL-PHYS-PUB-2019-004, CERN, (2019). <https://cds.cern.ch/record/2655303>
- ATLAS Collaboration, Measurement of the electroweak production of dijets in association with a Z-boson and distributions sensitive to vector boson fusion in proton-proton collisions at $\sqrt{s} = 8$ TeV using the ATLAS detector. *JHEP* **04**, 031 (2014). [https://doi.org/10.1007/JHEP04\(2014\)031](https://doi.org/10.1007/JHEP04(2014)031). [arXiv:1401.7610](https://arxiv.org/abs/1401.7610) [hep-ex]
- ATLAS Collaboration, Measurement of the cross-section for electroweak production of dijets in association with a Z boson in pp collisions at $\sqrt{s} = 13$ TeV with the ATLAS detector. *Phys. Lett. B* **775**, 206–228 (2017). <https://doi.org/10.1016/j.physletb.2017.10.040>. [arXiv:1709.10264](https://arxiv.org/abs/1709.10264) [hep-ex]
- CMS Collaboration, Measurement of the hadronic activity in events with a Z and two jets and extraction of the cross section for the electroweak production of a Z with two jets in pp collisions at $\sqrt{s} = 7$ TeV. *JHEP* **10**, 062 (2013). [https://doi.org/10.1007/JHEP10\(2013\)062](https://doi.org/10.1007/JHEP10(2013)062). [arXiv:1305.7389](https://arxiv.org/abs/1305.7389) [hep-ex]
- CMS Collaboration, Measurement of electroweak production of two jets in association with a Z boson in proton-proton collisions at $\sqrt{s} = 8$ TeV. *Eur. Phys. J. C* **75**, 66 (2015). <https://doi.org/10.1140/epjc/s10052-014-3232-5>. [arXiv:1410.3153](https://arxiv.org/abs/1410.3153) [hep-ex]
- CMS Collaboration, Electroweak production of two jets in association with a Z boson in proton-proton collisions at $\sqrt{s} = 13$ TeV. *Eur. Phys. J. C* **78**, 589 (2018). <https://doi.org/10.1140/epjc/s10052-018-6049-9>. [arXiv:1712.09814](https://arxiv.org/abs/1712.09814) [hep-ex]
- V. Hankele, G. Klamke, D. Zeppenfeld, T. Figy, Anomalous Higgs boson couplings in vector boson fusion at the CERN LHC. *Phys. Rev. D* **74**, 095001 (2006). <https://doi.org/10.1103/PhysRevD.74.095001>. [arXiv:0609075](https://arxiv.org/abs/0609075) [hep-ph]
- ATLAS Collaboration, The ATLAS Experiment at the CERN Large Hadron Collider. *JINST* **3**, S08003 (2008). <https://doi.org/10.1088/1748-0221/3/08/S08003>
- ATLAS Collaboration, ATLAS Insertable B-Layer Technical Design Report. ATLAS-TDR-19 (2010). <https://cds.cern.ch/record/1291633>, Addendum: ATLAS-TDR-2010-19-ADD-1 <https://cds.cern.ch/record/1451888>
- B. Abbott et al., Production and integration of the ATLAS Insertable B-Layer. *JINST* **13**, T05008 (2018). <https://doi.org/10.1088/1748-0221/13/05/T05008>. [arXiv:1803.00844](https://arxiv.org/abs/1803.00844) [physics.ins-det]
- ATLAS Collaboration, Performance of the ATLAS trigger system in 2015. *Eur. Phys. J. C* **77**, 317 (2017). <https://doi.org/10.1140/epjc/s10052-017-4852-3>. [arXiv:1611.09661](https://arxiv.org/abs/1611.09661) [hep-ex]
- P. Nason, A New method for combining NLO QCD with shower Monte Carlo algorithms. *JHEP* **11**, 040 (2004). <https://doi.org/10.1088/1126-6708/2004/11/040>. [arXiv:0409146](https://arxiv.org/abs/0409146) [hep-ph]
- S. Frixione, P. Nason, C. Oleari, Matching NLO QCD computations with Parton Shower simulations: the POWHEG method. *JHEP* **11**, 070 (2007). <https://doi.org/10.1088/1126-6708/2007/11/070>. [arXiv:0709.2092](https://arxiv.org/abs/0709.2092) [hep-ph]
- S. Alioli et al., A general framework for implementing NLO calculations in shower Monte Carlo programs: the POWHEG BOX.

- JHEP **06**, 043 (2010). [https://doi.org/10.1007/JHEP06\(2010\)043](https://doi.org/10.1007/JHEP06(2010)043). [arXiv:1002.2581](https://arxiv.org/abs/1002.2581) [hep-ph]
32. J. Alwall et al., The automated computation of tree-level and next-to-leading order differential cross sections, and their matching to parton shower simulations. JHEP **07**, 079 (2014). [https://doi.org/10.1007/JHEP07\(2014\)079](https://doi.org/10.1007/JHEP07(2014)079). [arXiv:1405.0301](https://arxiv.org/abs/1405.0301) [hep-ph]
 33. B. Jager, S. Schneider, G. Zanderighi, Next-to-leading order QCD corrections to electroweak Zjj production in the POWHEG BOX. JHEP **09**, 083 (2012). [https://doi.org/10.1007/JHEP09\(2012\)083](https://doi.org/10.1007/JHEP09(2012)083). [arXiv:1207.2626](https://arxiv.org/abs/1207.2626) [hep-ph]
 34. ATLAS Collaboration, Measurement of the Z/γ^* boson transverse momentum distribution in pp collisions at $\sqrt{s} = 7$ TeV with the ATLAS detector. JHEP **09**, 145 (2014). [https://doi.org/10.1007/JHEP09\(2014\)145](https://doi.org/10.1007/JHEP09(2014)145). [arXiv:1406.3660](https://arxiv.org/abs/1406.3660) [hep-ex]
 35. D. Lange, The EvtGen particle decay simulation package. Nucl. Instrum. Methods A **462**, 152–155 (2001). [https://doi.org/10.1016/S0168-9002\(01\)00089-4](https://doi.org/10.1016/S0168-9002(01)00089-4)
 36. M. Bahr et al., Herwig++ physics and manual. Eur. Phys. J. C **58**, 639–707 (2008). <https://doi.org/10.1140/epjc/s10052-008-0798-9>. [arXiv:0803.0883](https://arxiv.org/abs/0803.0883) [hep-ph]
 37. J. Bellm et al., Herwig 7.0/Herwig++ 3.0 release note. Eur. Phys. J. C **76**, 196 (2016). <https://doi.org/10.1140/epjc/s10052-016-4018-8>. [arXiv:1512.01178](https://arxiv.org/abs/1512.01178) [hep-ph]
 38. J. Baglio, et al. VBFNLO: A parton level Monte Carlo for processes with electroweak bosons – Manual for Version 2.7.0. (2011) [arXiv:1107.4038](https://arxiv.org/abs/1107.4038) [hep-ph]
 39. L.A. Harland-Lang, A.D. Martin, P. Motylinski, R.S. Thorne, Parton distributions in the LHC era: MMHT 2014 PDFs. Eur. Phys. J. C **75**, 204 (2015). <https://doi.org/10.1140/epjc/s10052-015-3397-6>. [arXiv:1412.3989](https://arxiv.org/abs/1412.3989) [hep-ph]
 40. E. Bothmann et al., Event generation with Sherpa 2.2. SciPost Phys. **7**, 034 (2019). <https://doi.org/10.21468/SciPostPhys.7.3.034>. [arXiv:1905.09127](https://arxiv.org/abs/1905.09127) [hep-ph]
 41. R.D. Ball et al., Parton distributions for the LHC run II. JHEP **04**, 040 (2015). [https://doi.org/10.1007/JHEP04\(2015\)040](https://doi.org/10.1007/JHEP04(2015)040). [arXiv:1410.8849](https://arxiv.org/abs/1410.8849) [hep-ph]
 42. S. Catani, F. Krauss, R. Kuhn, B.R. Webber, QCD Matrix Elements + Parton Showers. JHEP **11**, 063 (2001). <https://doi.org/10.1088/1126-6708/2001/11/063>. [arXiv:0109.2311](https://arxiv.org/abs/0109.2311) [hep-ph]
 43. T. Gleisberg, S. Hoeche, Comix, a new matrix element generator. JHEP **12**, 039 (2008). <https://doi.org/10.1088/1126-6708/2008/12/039>. [arXiv:0808.3674](https://arxiv.org/abs/0808.3674) [hep-ph]
 44. A. Denner, S. Dittmaier, L. Hofer, Collier: a fortran-based complex one-loop library in extended regularizations. Comput. Phys. Commun. **212**, 220–238 (2017). <https://doi.org/10.1016/j.cpc.2016.10.013>. [arXiv:1604.06792](https://arxiv.org/abs/1604.06792) [hep-ph]
 45. F. Cascioli, P. Maierhofer, S. Pozzorini, Scattering Amplitudes with Open Loops. Phys. Rev. Lett. **108**, 111601 (2012). <https://doi.org/10.1103/PhysRevLett.108.111601>. [arXiv:1111.5206](https://arxiv.org/abs/1111.5206) [hep-ph]
 46. S. Hoeche, F. Krauss, S. Schumann, F. Siegert, QCD matrix elements and truncated showers. JHEP **05**, 053 (2009). <https://doi.org/10.1088/1126-6708/2009/05/053>. [arXiv:0903.1219](https://arxiv.org/abs/0903.1219) [hep-ph]
 47. S. Hoeche et al., QCD matrix elements + parton showers: The NLO case. JHEP **04**, 027 (2013). [https://doi.org/10.1007/JHEP04\(2013\)027](https://doi.org/10.1007/JHEP04(2013)027). [arXiv:1207.5030](https://arxiv.org/abs/1207.5030) [hep-ph]
 48. C. Anastasiou, L.J. Dixon, K. Melnikov, F. Petriello, High precision QCD at hadron colliders: Electroweak gauge boson rapidity distributions at NNLO. Phys. Rev. D **69**, 094008 (2004). <https://doi.org/10.1103/PhysRevD.69.094008>. [arXiv:0312266](https://arxiv.org/abs/0312266) [hep-ph]
 49. R.D. Ball et al., Parton distributions with LHC data. Nucl. Phys. B **867**, 244–289 (2013). <https://doi.org/10.1016/j.nuclphysb.2012.10.003>. [arXiv:1207.1303](https://arxiv.org/abs/1207.1303) [hep-ph]
 50. R. Frederix, S. Frixione, Merging meets matching in MC@NLO. JHEP **12**, 061 (2012). [https://doi.org/10.1007/JHEP12\(2012\)061](https://doi.org/10.1007/JHEP12(2012)061). [arXiv:1209.6215](https://arxiv.org/abs/1209.6215) [hep-ph]
 51. ATLAS Collaboration, ATLAS Pythia8 tunes to 7TeV data. tech. rep. ATL-PHYS-PUB-2014-021, CERN (2014). <https://cds.cern.ch/record/1966419>
 52. L. Lonnblad, Correcting the Color Dipole Cascade Model with Fixed Order Matrix Elements. JHEP **05**, 046 (2002). <https://doi.org/10.1088/1126-6708/2002/05/046>. [arXiv:0112284](https://arxiv.org/abs/0112284) [hep-ph]
 53. L. Lonnblad, S. Prestel, Matching tree-level matrix elements with interleaved showers. JHEP **03**, 019 (2012). [https://doi.org/10.1007/JHEP03\(2012\)019](https://doi.org/10.1007/JHEP03(2012)019). [arXiv:1109.4829](https://arxiv.org/abs/1109.4829) [hep-ph]
 54. S. Frixione, P. Nason, G. Ridolfi, A Positive-weight next-to-leading-order Monte Carlo for heavy flavour hadroproduction. JHEP **09**, 126 (2007). <https://doi.org/10.1088/1126-6708/2007/09/126>. [arXiv:0707.3088](https://arxiv.org/abs/0707.3088) [hep-ph]
 55. S. Agostinelli et al., GEANT4: a simulation toolkit. Nucl. Instrum. Methods. A **506**, 250–303 (2003). [https://doi.org/10.1016/S0168-9002\(03\)01368-8](https://doi.org/10.1016/S0168-9002(03)01368-8)
 56. ATLAS Collaboration, The ATLAS Simulation Infrastructure. Eur. Phys. J. C **70**, 823–874 (2010). <https://doi.org/10.1140/epjc/s10052-010-1429-9>. [arXiv:1005.4568](https://arxiv.org/abs/1005.4568) [physics.ins-det]
 57. ATLAS Collaboration, Muon reconstruction performance of the ATLAS detector in proton-proton collision data at $\sqrt{s} = 13$ TeV. Eur. Phys. J. C **76**, 292 (2016). <https://doi.org/10.1140/epjc/s10052-016-4120-y>. [arXiv:1603.05598](https://arxiv.org/abs/1603.05598) [hep-ex]
 58. ATLAS Collaboration, Electron reconstruction and identification in the ATLAS experiment using the 2015 and 2016 LHC proton-proton collision data at $\sqrt{s} = 13$ TeV. Eur. Phys. J. C **79**, 639 (2019). <https://doi.org/10.1140/epjc/s10052-019-7140-6>. [arXiv:1902.04655](https://arxiv.org/abs/1902.04655) [physics.ins-det]
 59. T. Sjostrand, S. Mrenna, P.Z. Skands, A brief introduction to PYTHIA 8.1. Comput. Phys. Commun. **178**, 852–867 (2008). <https://doi.org/10.1016/j.cpc.2008.01.036>. [arXiv:0710.3820](https://arxiv.org/abs/0710.3820) [hep-ph]
 60. ATLAS Collaboration, The Pythia 8 A3 tune description of ATLAS minimum bias and inelastic measurements incorporating the Donnachie-Landshoff diffractive mode. tech. rep. ATL-PHYS-PUB-2016-017, CERN (2016). <https://cds.cern.ch/record/2206965>
 61. ATLAS Collaboration, ATLAS data quality operations and performance for 2015–2018 data-taking. JINST **15**, P04003 (2020). [arXiv:1911.04632](https://arxiv.org/abs/1911.04632) [physics.ins-det]
 62. ATLAS Collaboration, Electron and photon energy calibration with the ATLAS detector using 2015–2016 LHC proton-proton collision data. JINST **14**, P03017 (2019). <https://doi.org/10.1088/1748-0221/14/03/P03017>. [arXiv:1812.03848](https://arxiv.org/abs/1812.03848) [hep-ex]
 63. M. Cacciari, G.P. Salam, G. Soyez, The anti- k_r jet clustering algorithm. JHEP **04**, 063 (2008). <https://doi.org/10.1088/1126-6708/2008/04/063>. [arXiv:0802.1189](https://arxiv.org/abs/0802.1189) [hep-ph]
 64. M. Cacciari, G.P. Salam, G. Soyez, FastJet user manual. Eur. Phys. J. C **72**, 1896 (2012). <https://doi.org/10.1140/epjc/s10052-012-1896-2>. [arXiv:1111.6097](https://arxiv.org/abs/1111.6097) [hep-ph]
 65. ATLAS Collaboration, Jet energy scale measurements and their systematic uncertainties in proton-proton collisions at $\sqrt{s} = 13$ TeV with the ATLAS detector. Phys. Rev. D **96**, 072002 (2017). <https://doi.org/10.1103/PhysRevD.96.072002>. [arXiv:1703.09665](https://arxiv.org/abs/1703.09665) [hep-ex]
 66. ATLAS Collaboration, Performance of pile-up mitigation techniques for jets in pp collisions at $\sqrt{s} = 8$ TeV using the ATLAS detector. Eur. Phys. J. C **76**, 581 (2016). <https://doi.org/10.1140/epjc/s10052-016-4395-z>. [arXiv:1510.03823](https://arxiv.org/abs/1510.03823) [hep-ex]
 67. R.J. Barlow, Extended maximum likelihood. Nucl. Instrum. Methods A **297**, 496–506 (1990). [https://doi.org/10.1016/0168-9002\(90\)91334-8](https://doi.org/10.1016/0168-9002(90)91334-8)
 68. M. Tanabashi et al., Review of Particle Physics. Phys. Rev. D **98**, 030001 (2018). <https://doi.org/10.1103/PhysRevD.98.030001>

69. G.D. Agostini, A Multidimensional unfolding method based on Bayes theorem. *Nucl. Instrum. Methods A* **362**, 487–498 (1995). [https://doi.org/10.1016/0168-9002\(95\)00274-X](https://doi.org/10.1016/0168-9002(95)00274-X)
70. T. Auye, Unfolding algorithms and tests using RooUnfold. *PHYSTAT 2011*, CERN (2011) 313–318. <https://doi.org/10.5170/CERN-2011-006.313>. [arXiv:1105.1160](https://arxiv.org/abs/1105.1160) [physics.data-an]
71. K.G. Hayes, M.L. Perl, B. Efron, Application of the bootstrap statistical method to the tau-decay-mode problem. *Phys. Rev. D* **39**, 274–279 (1989). <https://doi.org/10.1103/PhysRevD.39.274>
72. ATLAS Collaboration, Luminosity determination in pp collisions at $\sqrt{s} = 13$ TeV using the ATLAS detector at the LHC. techrep. ATLAS-CONF-2019-021, CERN (2019). <https://cds.cern.ch/record/2677054>
73. ATLAS Collaboration, The new LUCID-2 detector for luminosity measurement and monitoring in ATLAS. *JINST* **13**, P07017 (2018). <https://doi.org/10.1088/1748-0221/13/07/P07017>
74. ATLAS Collaboration, Measurement of the Inelastic Proton-Proton Cross Section at $\sqrt{s} = 13$ TeV with the ATLAS Detector at the LHC. *Phys. Rev. Lett.* **117**, 182002 (2016). <https://doi.org/10.1103/PhysRevLett.117.182002>. [arXiv:1606.02625](https://arxiv.org/abs/1606.02625) [hep-ex]
75. E. Maguire, L. Heinrich, G. Watt, HEPData: a repository for high energy physics data. *J. Phys. Conf. Ser.* **898**, 102006 (2017). <https://doi.org/10.1088/1742-6596/898/10/102006>. [arXiv:1704.05473](https://arxiv.org/abs/1704.05473) [hep-ph]
76. A. Buckley, J. Butterworth, L. Lonnblad, D. Grellscheid, H. Hoeth, J. Monk, H. Schulz, F. Siegert, Rivet user manual. *Comput. Phys. Commun.* **184**, 2803–2819 (2013). <https://doi.org/10.1016/j.cpc.2013.05.021>. [arXiv:1003.0694](https://arxiv.org/abs/1003.0694) [hep-ph]
77. C. Bierlich et al., Robust Independent Validation of Experiment and Theory: Rivet version 3. *SciPost Phys.* **8**, 026 (2020). <https://doi.org/10.21468/SciPostPhys.8.2.026>. [arXiv:1912.05451](https://arxiv.org/abs/1912.05451) [hep-ph]
78. B. Grzadkowski, M. Iskrzynski, M. Misiak, J. Rosiek, Dimension-six terms in the Standard Model Lagrangian. *JHEP* **10**, 085 (2010). [https://doi.org/10.1007/JHEP10\(2010\)085](https://doi.org/10.1007/JHEP10(2010)085). [arXiv:1008.4884](https://arxiv.org/abs/1008.4884) [hep-ph]
79. I. Brivio, Y. Jiang, M. Trott, The SMEFTsim package, theory and tools. *JHEP* **12**, 070 (2017). [https://doi.org/10.1007/JHEP12\(2017\)070](https://doi.org/10.1007/JHEP12(2017)070). [arXiv:1709.06492](https://arxiv.org/abs/1709.06492) [hep-ph]
80. ATLAS Collaboration, Measurements of electroweak Wjj production and constraints on anomalous gauge couplings with the ATLAS detector. *Eur. Phys. J. C* **77**, 474 (2017). <https://doi.org/10.1140/epjc/s10052-017-5007-2>. [arXiv:1703.04362](https://arxiv.org/abs/1703.04362) [hep-ex]
81. G.J. Feldman, R.D. Cousins, A Unified approach to the classical statistical analysis of small signals. *Phys. Rev. D* **57**, 3873–3889 (1998). <https://doi.org/10.1103/PhysRevD.57.3873>. [arXiv:9711021](https://arxiv.org/abs/9711021) [physics.data-an]
82. S.S. Wilks, The Large-Sample Distribution of the Likelihood Ratio for Testing Composite Hypotheses. *Ann. Math. Stat.* **9**, 60–62 (1938). <https://doi.org/10.1214/aoms/1177732360>
83. K. Hagiwara, S. Ishihara, R. Szalapski, D. Zeppenfeld, Low-energy effects of new interactions in the electroweak boson sector. *Phys. Rev. D* **48**, 2182–2203 (1993). <https://doi.org/10.1103/PhysRevD.48.2182>
84. C. Degrande et al., Effective field theory: A modern approach to anomalous couplings. *Ann. Phys.* **335**, 21–32 (2013). <https://doi.org/10.1016/j.aop.2013.04.016>. [arXiv:1205.4231](https://arxiv.org/abs/1205.4231) [hep-ph]
85. J. Baglio, S. Dawson, I.M. Lewis, NLO effects in EFT fits to W^+W^- production at the LHC. *Phys. Rev. D* **99**, 035029 (2019). <https://doi.org/10.1103/PhysRevD.99.035029>. [arXiv:1812.00214](https://arxiv.org/abs/1812.00214) [hep-ph]
86. ATLAS Collaboration, Measurement of fiducial and differential W^+W^- production cross-sections at $\sqrt{s} = 13$ TeV with the ATLAS detector. *Eur. Phys. J. C* **79**, 884. (2019). <https://doi.org/10.1140/epjc/s10052-019-7371-6>. [arXiv:1905.04242](https://arxiv.org/abs/1905.04242) [hep-ex]
87. CMS Collaboration, Search for anomalous triple gauge couplings in WW and WZ production in lepton+jet events in proton-proton collisions at $\sqrt{s} = 13$ TeV. *JHEP* **12**, 062 (2019). [https://doi.org/10.1007/JHEP12\(2019\)062](https://doi.org/10.1007/JHEP12(2019)062). [arXiv:1907.08354](https://arxiv.org/abs/1907.08354) [hep-ex]
88. A. Azatov, R. Contino, C.S. Machado, F. Riva, Helicity selection rules and noninterference for BSM amplitudes. *Phys. Rev. D* **95**, 065014 (2017). <https://doi.org/10.1103/PhysRevD.95.065014>. [arXiv:1607.05236](https://arxiv.org/abs/1607.05236) [hep-ph]
89. A. Falkowski, G. Gonzalez-Alonso, A. Greljo, D. Marzocca, M. Son, Anomalous triple gauge couplings in the effective field theory approach at the LHC. *JHEP* **02**, 115 (2017). [https://doi.org/10.1007/JHEP02\(2017\)115](https://doi.org/10.1007/JHEP02(2017)115). [arXiv:1609.06312](https://arxiv.org/abs/1609.06312) [hep-ph]
90. ATLAS Collaboration, ATLAS Computing Acknowledgements. ATLAS-SOFT-PUB-2020-001 <https://cds.cern.ch/record/2717821>

ATLAS Collaboration

G. Aad¹⁰², B. Abbott¹²⁸, D.C. Abbott¹⁰³, A. Abed Abud³⁶, K. Abeling⁵³, D.K. Abhayasinghe⁹⁴, S.H. Abidi¹⁶⁷, O.S. AbouZeid⁴⁰, N.L. Abraham¹⁵⁶, H. Abramowicz¹⁶¹, H. Abreu¹⁶⁰, Y. Abulaiti⁶, B.S. Acharya^{67a,67b,n}, B. Achkar⁵³, L. Adam¹⁰⁰, C. Adam Bourdarios⁵, L. Adamczyk^{84a}, L. Adamek¹⁶⁷, J. Adelman¹²¹, M. Adersberger¹¹⁴, A. Adiguzel^{12c}, S. Adorni⁵⁴, T. Adye¹⁴³, A.A. Affolder¹⁴⁵, Y. Afik¹⁶⁰, C. Agapopoulou⁶⁵, M.N. Agaras³⁸, A. Aggarwal¹¹⁹, C. Agheorghiesei^{27c}, J.A. Aguilar-Saavedra^{139a,139f,ad}, A. Ahmad³⁶, F. Ahmadov⁸⁰, W.S. Ahmed¹⁰⁴, X. Ai¹⁸, G. Aielli^{74a,74b}, S. Akatsuka⁸⁶, M. Akbiyik¹⁰⁰, T.P.A. Åkesson⁹⁷, E. Akilli⁵⁴, A.V. Akimov¹¹¹, K. Al Khoury⁶⁵, G.L. Alberghi^{23a,23b}, J. Albert¹⁷⁶, M.J. Alconada Verzini¹⁶¹, S. Alderweireldt³⁶, M. Aleksa³⁶, I.N. Aleksandrov⁸⁰, C. Alexa^{27b}, T. Alexopoulos¹⁰, A. Alfonsi¹²⁰, F. Alfonsi^{23a,23b}, M. Alhroob¹²⁸, B. Ali¹⁴¹, S. Ali¹⁵⁸, M. Aliev¹⁶⁶, G. Alimonti^{69a}, C. Allaire³⁶, B.M.M. Allbrooke¹⁵⁶, B.W. Allen¹³¹, P.P. Allport²¹, A. Aloisio^{70a,70b}, F. Alonso⁸⁹, C. Alpigianni¹⁴⁸, E. Alunno Camelia^{74a,74b}, M. Alvarez Estevez⁹⁹, M.G. Alvigi^{70a,70b}, Y. Amaral Coutinho^{81b}, A. Ambler¹⁰⁴, L. Ambroz¹³⁴, C. Amelung²⁶, D. Amidei¹⁰⁶, S.P. Amor Dos Santos^{139a}, S. Amoroso⁴⁶, C.S. Amrouche⁵⁴, F. An⁷⁹, C. Anastopoulos¹⁴⁹, N. Andari¹⁴⁴, T. Andeen¹¹, J.K. Anders²⁰, S.Y. Andreev^{45a,45b}, A. Andreazza^{69a,69b}, V. Andrei^{61a}, C.R. Anelli¹⁷⁶, S. Angelidakis⁹, A. Angerami³⁹, A.V. Anisenkov^{122a,122b}, A. Annovi^{72a}, C. Antel⁵⁴, M.T. Anthony¹⁴⁹, E. Antipov¹²⁹, M. Antonelli⁵¹, D.J.A. Antrim¹⁷¹, F. Anulli^{73a}, M. Aoki⁸², J.A. Aparisi Pozo¹⁷⁴, M.A. Aparo¹⁵⁶, L. Aperio Bella⁴⁶, N. Aranzabal³⁶, V. Araujo Ferraz^{81a}, R. Araujo Pereira^{81b}, C. Arcangeletti⁵¹, A.T.H. Arce⁴⁹, F.A. Arduh⁸⁹, J-F. Arguin¹¹⁰, S. Argyropoulos⁵², J.-H. Arling⁴⁶, A.J. Armbruster³⁶, A. Armstrong¹⁷¹, O. Arnaez¹⁶⁷, H. Arnold¹²⁰, Z.P. Arrubarrena Tame¹¹⁴, G. Artoni¹³⁴, K. Asai¹²⁶, S. Asai¹⁶³, T. Asawatavonvanich¹⁶⁵, N. Asbah⁵⁹, E.M. Asimakopoulou¹⁷², L. Asquith¹⁵⁶, J. Assahsah^{35d}, K. Assamagan²⁹, R. Astalos^{28a}, R.J. Atkin^{33a}, M. Atkinson¹⁷³, N.B. Atlay¹⁹, H. Atmani⁶⁵, K. Augsten¹⁴¹, V.A. Austrup¹⁸², G. Avolio³⁶, M.K. Ayoub^{15a}, G. Azeul^{110,al}, H. Bachacou¹⁴⁴, K. Bachas¹⁶², M. Backes¹³⁴, F. Backman^{45a,45b}, P. Bagnaia^{73a,73b}, M. Bahmani⁸⁵, H. Bahrasemani¹⁵², A.J. Bailey¹⁷⁴, V.R. Bailey¹⁷³, J.T. Baines¹⁴³, C. Bakalis¹⁰, O.K. Baker¹⁸³, P.J. Bakker¹²⁰, E. Bakos¹⁶, D. Bakshi Gupta⁸, S. Balaji¹⁵⁷, E.M. Baldin^{122a,122b}, P. Balek¹⁸⁰, F. Balli¹⁴⁴, W.K. Balunas¹³⁴, J. Balz¹⁰⁰, E. Banas⁸⁵, M. Bandieramonte¹³⁸, A. Bandyopadhyay²⁴, Sw. Banerjee^{181,i}, L. Barak¹⁶¹, W.M. Barbe³⁸, E.L. Barberio¹⁰⁵, D. Barberis^{55a,55b}, M. Barbero¹⁰², G. Barbour⁹⁵, T. Barillari¹¹⁵, M.-S. Barisits³⁶, J. Barkeloo¹³¹, T. Barklow¹⁵³, R. Barnea¹⁶⁰, B.M. Barnett¹⁴³, R.M. Barnett¹⁸, Z. Barnovska-Blenessy^{60a}, A. Baroncelli^{60a}, G. Barone²⁹, A.J. Barr¹³⁴, L. Barranco Navarro^{45a,45b}, F. Barreiro⁹⁹, J. Barreiro Guimarães da Costa^{15a}, U. Barron¹⁶¹, S. Barsov¹³⁷, F. Bartels^{61a}, R. Bartoldus¹⁵³, G. Bartolini¹⁰², A.E. Barton⁹⁰, P. Bartos^{28a}, A. Basalae⁴⁶, A. Basan¹⁰⁰, A. Bassalat^{65,ai}, M.J. Basso¹⁶⁷, R.L. Bates⁵⁷, S. Batlamous^{35e}, J.R. Batley³², B. Batool¹⁵¹, M. Battaglia¹⁴⁵, M. Bauce^{73a,73b}, F. Bauer¹⁴⁴, K.T. Bauer¹⁷¹, P. Bauer²⁴, H.S. Bawa³¹, A. Bayirli^{12c}, J.B. Beacham⁴⁹, T. Beau¹³⁵, P.H. Beauchemin¹⁷⁰, F. Becherer⁵², P. Bechtel²⁴, H.C. Beck⁵³, H.P. Beck^{20,p}, K. Becker¹⁷⁸, C. Becot⁴⁶, A. Beddall^{12d}, A.J. Beddall^{12a}, V.A. Bednyakov⁸⁰, M. Bedognetti¹²⁰, C.P. Bee¹⁵⁵, T.A. Beermann¹⁸², M. Begalli^{81b}, M. Beger²⁹, A. Behera¹⁵⁵, J.K. Behr⁴⁶, F. Beisiegel²⁴, M. Belfkir⁵, A.S. Bell⁹⁵, G. Bella¹⁶¹, L. Bellagamba^{23b}, A. Bellerive³⁴, P. Bellos⁹, K. Beloborodov^{122a,122b}, K. Belotskiy¹¹², N.L. Belyaev¹¹², D. Benchechroun^{35a}, N. Benekos¹⁰, Y. Benhammou¹⁶¹, D.P. Benjamin⁶, M. Benoit⁵⁴, J.R. Bensinger²⁶, S. Bentvelsen¹²⁰, L. Beresford¹³⁴, M. Beretta⁵¹, D. Berge¹⁹, E. Bergeas Kuutmann¹⁷², N. Berger⁵, B. Bergmann¹⁴¹, L.J. Bergsten²⁶, J. Beringer¹⁸, S. Berlendis⁷, G. Bernardi¹³⁵, C. Bernius¹⁵³, F.U. Bernlochner²⁴, T. Berry⁹⁴, P. Berta¹⁰⁰, C. Bertella^{15a}, A. Berthold⁴⁸, I.A. Bertram⁹⁰, O. Bessidskaia Bylund¹⁸², N. Besson¹⁴⁴, A. Bethani¹⁰¹, S. Bethke¹¹⁵, A. Betti⁴², A.J. Bevan⁹³, J. Beyer¹¹⁵, D.S. Bhattacharya¹⁷⁷, P. Bhattarai²⁶, V.S. Bhopatkar⁶, R. Bi¹³⁸, R.M. Bianchi¹³⁸, O. Biebel¹¹⁴, D. Biedermann¹⁹, R. Bielski³⁶, K. Bierwagen¹⁰⁰, N.V. Biesuz^{72a,72b}, M. Biglietti^{75a}, T.R.V. Billoud¹¹⁰, M. Bindi⁵³, A. Bingul^{12d}, C. Bini^{73a,73b}, S. Biondi^{23a,23b}, C.J. Birch-sykes¹⁰¹, M. Birman¹⁸⁰, T. Bisanz³⁶, J.P. Biswal³, D. Biswas^{181,i}, A. Bitadze¹⁰¹, C. Bittrich⁴⁸, K. Björke¹³³, T. Blazek^{28a}, I. Bloch⁴⁶, C. Blocker²⁶, A. Blue⁵⁷, U. Blumenschein⁹³, G.J. Bobbink¹²⁰, V.S. Bobrovnikov^{122a,122b}, S.S. Bocchetta⁹⁷, D. Bogavac¹⁴, A.G. Bogdanchikov^{122a,122b}, C. Bohm^{45a}, V. Boisvert⁹⁴, P. Bokan⁵³, T. Bold^{84a}, A.E. Bolz^{61b}, M. Bomben¹³⁵, M. Bona⁹³, J.S. Bonilla¹³¹, M. Boonekamp¹⁴⁴, C.D. Booth⁹⁴, A.G. Borbély⁵⁷, H.M. Borecka-Bielska⁹¹, L.S. Borgna⁹⁵, A. Borisov¹²³, G. Borissov⁹⁰, D. Bortoletto¹³⁴, D. Boscherini^{23b}, M. Bosman¹⁴, J.D. Bossio Sola¹⁰⁴, K. Bouaouda^{35a}, J. Boudreau¹³⁸, E.V. Bouhova-Thacker⁹⁰, D. Boumediene³⁸, S.K. Boutle⁵⁷, A. Boveia¹²⁷, J. Boyd³⁶, D. Boye^{33c}, I.R. Boyko⁸⁰, A.J. Bozson⁹⁴, J. Bracinik²¹,

N. Brahimi^{60d}, G. Brandt¹⁸², O. Brandt³², F. Braren⁴⁶, B. Brau¹⁰³, J.E. Brau¹³¹, W.D. Breaden Madden⁵⁷, K. Brendlinger⁴⁶, R. Brenner¹⁶⁰, L. Brenner³⁶, R. Brenner¹⁷², S. Bressler¹⁸⁰, B. Brickwedde¹⁰⁰, D.L. Briglin²¹, D. Britton⁵⁷, D. Britzger¹¹⁵, I. Brock²⁴, R. Brock¹⁰⁷, G. Brooijmans³⁹, W.K. Brooks^{146d}, E. Brost²⁹, P.A. Bruckman de Renstrom⁸⁵, B. Brières⁴⁶, D. Bruncko^{28b}, A. Bruni^{23b}, G. Bruni^{23b}, L.S. Bruni¹²⁰, S. Bruno^{74a,74b}, M. Bruschi^{23b}, N. Brusino^{73a,73b}, L. Bryngemark¹⁵³, T. Buanes¹⁷, Q. Buat¹⁵⁵, P. Buchholz¹⁵¹, A.G. Buckley⁵⁷, I.A. Budagov⁸⁰, M.K. Bugge¹³³, F. Bühner⁵², O. Bulekov¹¹², B.A. Bullard⁵⁹, T.J. Burch¹²¹, S. Burdin⁹¹, C.D. Burgard¹²⁰, A.M. Burger¹²⁹, B. Burghgrave⁸, J.T.P. Burr⁴⁶, C.D. Burton¹¹, J.C. Burzynski¹⁰³, V. Büscher¹⁰⁰, E. Buschmann⁵³, P.J. Bussey⁵⁷, J.M. Butler²⁵, C.M. Buttar⁵⁷, J.M. Butterworth⁹⁵, P. Butti³⁶, W. Buttinger³⁶, C.J. Buxo Vazquez¹⁰⁷, A. Buzatu¹⁵⁸, A.R. Buzykaev^{122a,122b}, G. Cabras^{23a,23b}, S. Cabrera Urbán¹⁷⁴, D. Caforio⁵⁶, H. Cai¹³⁸, V.M.M. Cairo¹⁵³, O. Cakir^{4a}, N. Calace³⁶, P. Calafiura¹⁸, G. Calderini¹³⁵, P. Calfayan⁶⁶, G. Callea⁵⁷, L.P. Caloba^{81b}, A. Caltabiano^{74a,74b}, S. Calvente Lopez⁹⁹, D. Calvet³⁸, S. Calvet³⁸, T.P. Calvet¹⁰², M. Calvetti^{72a,72b}, R. Camacho Toro¹³⁵, S. Camarda³⁶, D. Camarero Munoz⁹⁹, P. Camarri^{74a,74b}, M.T. Camerlingo^{75a,75b}, D. Cameron¹³³, C. Camincher³⁶, S. Campana³⁶, M. Campanelli⁹⁵, A. Camplani⁴⁰, V. Canale^{70a,70b}, A. Canesse¹⁰⁴, M. Cano Bret⁷⁸, J. Cantero¹²⁹, T. Cao¹⁶¹, Y. Cao¹⁷³, M.D.M. Capeans Garrido³⁶, M. Capua^{41a,41b}, R. Cardarelli^{74a}, F. Cardillo¹⁴⁹, G. Carducci^{41a,41b}, I. Carli¹⁴², T. Carli³⁶, G. Carlino^{70a}, B.T. Carlson¹³⁸, E.M. Carlson^{176,168a}, L. Carminati^{69a,69b}, R.M.D. Carney¹⁵³, S. Caron¹¹⁹, E. Carquin^{146d}, S. Carrá⁴⁶, G. Carratta^{23a,23b}, J.W.S. Carter¹⁶⁷, T.M. Carter⁵⁰, M.P. Casado^{14,f}, A.F. Casha¹⁶⁷, F.L. Castillo¹⁷⁴, L. Castillo Garcia¹⁴, V. Castillo Gimenez¹⁷⁴, N.F. Castro^{139a,139e}, A. Catinaccio³⁶, J.R. Catmore¹³³, A. Cattai³⁶, V. Cavaliere²⁹, V. Cavasinni^{72a,72b}, E. Celebi^{12b}, F. Celli¹³⁴, K. Cerny¹³⁰, A.S. Cerqueira^{81a}, A. Cerri¹⁵⁶, L. Cerrito^{74a,74b}, F. Cerutti¹⁸, A. Cervelli^{23a,23b}, S.A. Cetin^{12b}, Z. Chadi^{35a}, D. Chakraborty¹²¹, J. Chan¹⁸¹, W.S. Chan¹²⁰, W.Y. Chan⁹¹, J.D. Chapman³², B. Chargeishvili^{159b}, D.G. Charlton²¹, T.P. Charman⁹³, C.C. Chau³⁴, S. Che¹²⁷, S. Chekanov⁶, S.V. Chekulaev^{168a}, G.A. Chelkov^{80,ag}, B. Chen⁷⁹, C. Chen^{60a}, C.H. Chen⁷⁹, H. Chen²⁹, J. Chen^{60a}, J. Chen³⁹, J. Chen²⁶, S. Chen¹³⁶, S.J. Chen^{15c}, X. Chen^{15b}, Y. Chen^{60a}, Y-H. Chen⁴⁶, H.C. Cheng^{63a}, H.J. Cheng^{15a}, A. Cheplakov⁸⁰, E. Cheremushkina¹²³, R. Cherkaoui El Moursli^{35e}, E. Cheu⁷, K. Cheung⁶⁴, T.J.A. Chevalérias¹⁴⁴, L. Chevalier¹⁴⁴, V. Chiarella⁵¹, G. Chiarelli^{72a}, G. Chiodini^{68a}, A.S. Chisholm²¹, A. Chitan^{27b}, I. Chiu¹⁶³, Y.H. Chiu¹⁷⁶, M.V. Chizhov⁸⁰, K. Choi¹¹, A.R. Chomont^{73a,73b}, Y.S. Chow¹²⁰, L.D. Christopher^{33c}, M.C. Chu^{63a}, X. Chu^{15a,15d}, J. Chudoba¹⁴⁰, J.J. Chwastowski⁸⁵, L. Chytka¹³⁰, D. Cieri¹¹⁵, K.M. Ciesla⁸⁵, D. Cinca⁴⁷, V. Cindro⁹², I.A. Cioară^{27b}, A. Ciocio¹⁸, F. Ciotto^{70a,70b}, Z.H. Citron^{180,j}, M. Citterio^{69a}, D.A. Ciubotaru^{27b}, B.M. Ciungu¹⁶⁷, A. Clark⁵⁴, M.R. Clark³⁹, P.J. Clark⁵⁰, S.E. Clawson¹⁰¹, C. Clement^{45a,45b}, Y. Coadou¹⁰², M. Cobal^{67a,67c}, A. Coccaro^{55b}, J. Cochran⁷⁹, R. Coelho Lopes De Sa¹⁰³, H. Cohen¹⁶¹, A.E.C. Coimbra³⁶, B. Cole³⁹, A.P. Colijn¹²⁰, J. Collot⁵⁸, P. Conde Muñio^{139a,139h}, S.H. Connell^{33c}, I.A. Connelly⁵⁷, S. Constantinescu^{27b}, F. Conventi^{70a,am}, A.M. Cooper-Sarkar¹³⁴, F. Cormier¹⁷⁵, K.J.R. Cormier¹⁶⁷, L.D. Corpe⁹⁵, M. Corradi^{73a,73b}, E.E. Corrigan⁹⁷, F. Corriveau^{104,ab}, M.J. Costa¹⁷⁴, F. Costanza⁵, D. Costanzo¹⁴⁹, G. Cowan⁹⁴, J.W. Cowley³², J. Crane¹⁰¹, K. Cranmer¹²⁵, R.A. Creager¹³⁶, S. Crépe-Renaudin⁵⁸, F. Crescioli¹³⁵, M. Cristinziani²⁴, V. Croft¹⁷⁰, G. Crosetti^{41a,41b}, A. Cueto⁵, T. Cuhadar Donszelmann¹⁷¹, H. Cui^{15a,15d}, A.R. Cukierman¹⁵³, W.R. Cunningham⁵⁷, S. Czekierda⁸⁵, P. Czodrowski³⁶, M.M. Czurylo^{61b}, M.J. Da Cunha Sargedas De Sousa^{60b}, J.V. Da Fonseca Pinto^{81b}, C. Da Via¹⁰¹, W. Dabrowski^{84a}, F. Dachs³⁶, T. Dado⁴⁷, S. Dahbi^{33e}, T. Dai¹⁰⁶, C. Dallapiccola¹⁰³, M. Dam⁴⁰, G. D'amen²⁹, V. D'Amico^{75a,75b}, J. Damp¹⁰⁰, J.R. Dandoy¹³⁶, M.F. Daneri³⁰, M. Danninger¹⁵², V. Dao³⁶, G. Darbo^{55b}, O. Dartsis⁵, A. Dattagupta¹³¹, T. Daubney⁴⁶, S. D'Auria^{69a,69b}, C. David^{168b}, T. Davidek¹⁴², D.R. Davis⁴⁹, I. Dawson¹⁴⁹, K. De⁸, R. De Asmundis^{70a}, M. De Beurs¹²⁰, S. De Castro^{23a,23b}, N. De Groot¹¹⁹, P. de Jong¹²⁰, H. De la Torre¹⁰⁷, A. De Maria^{15c}, D. De Pedis^{73a}, A. De Salvo^{73a}, U. De Sanctis^{74a,74b}, M. De Santis^{74a,74b}, A. De Santo¹⁵⁶, J.B. De Vivie De Regie⁶⁵, C. Debenedetti¹⁴⁵, D.V. Dedovich⁸⁰, A.M. Deiana⁴², J. Del Peso⁹⁹, Y. Delabat Diaz⁴⁶, D. Delgove⁶⁵, F. Deliot¹⁴⁴, C.M. Delitzsch⁷, M. Della Pietra^{70a,70b}, D. Della Volpe⁵⁴, A. Dell'Acqua³⁶, L. Dell'Asta^{74a,74b}, M. Delmastro⁵, C. Delporte⁶⁵, P.A. Delsart⁵⁸, D.A. DeMarco¹⁶⁷, S. Demers¹⁸³, M. Demichev⁸⁰, G. Demontigny¹¹⁰, S.P. Denisov¹²³, L. D'Eramo¹²¹, D. Derendarz⁸⁵, J.E. Derkaoui^{35d}, F. Derue¹³⁵, P. Dervan⁹¹, K. Desch²⁴, K. Dette¹⁶⁷, C. Deutsch²⁴, M.R. Devesa³⁰, P.O. Deviveiros³⁶, F.A. Di Bello^{73a,73b}, A. Di Ciaccio^{74a,74b}, L. Di Ciaccio⁵, W.K. Di Clemente¹³⁶, C. Di Donato^{70a,70b}, A. Di Girolamo³⁶, G. Di Gregorio^{72a,72b}, B. Di Micco^{75a,75b}, R. Di Nardo^{75a,75b}, K.F. Di Petrillo⁵⁹, R. Di Sipio¹⁶⁷, C. Diaconu¹⁰², F.A. Dias¹²⁰, T. Dias Do Vale^{139a}, M.A. Diaz^{146a}, F.G. Diaz Capriles²⁴, J. Dickinson¹⁸, M. Didenko¹⁶⁶, E.B. Diehl¹⁰⁶, J. Dietrich¹⁹, S. Díez Cornell⁴⁶

C. Diez Pardos¹⁵¹, A. Dimitrievska¹⁸, W. Ding^{15b}, J. Dingfelder²⁴, S.J. Dittmeier^{61b}, F. Dittus³⁶, F. Djama¹⁰², T. Djobava^{159b}, J.I. Djuvsland¹⁷, M.A.B. Do Vale¹⁴⁷, M. Dobre^{27b}, D. Dodsworth²⁶, C. Doglioni⁹⁷, J. Dolejsi¹⁴², Z. Dolezal¹⁴², M. Donadelli^{81c}, B. Dong^{60c}, J. Donini³⁸, A. D'Onofrio^{15c}, M. D'Onofrio⁹¹, J. Dopke¹⁴³, A. Doria^{70a}, M.T. Dova⁸⁹, A.T. Doyle⁵⁷, E. Drechsler¹⁵², E. Dreyer¹⁵², T. Dreyer⁵³, A.S. Drobac¹⁷⁰, D. Du^{60b}, T.A. du Pree¹²⁰, Y. Duan^{60d}, F. Dubinin¹¹¹, M. Dubovsky^{28a}, A. Dubreuil⁵⁴, E. Duchovni¹⁸⁰, G. Duckeck¹¹⁴, O.A. Ducu³⁶, D. Duda¹¹⁵, A. Dudarev³⁶, A.C. Dudder¹⁰⁰, E.M. Duffield¹⁸, M. D'uffizi¹⁰¹, L. Duflot⁶⁵, M. Dührssen³⁶, C. Dülsen¹⁸², M. Dumancic¹⁸⁰, A.E. Dumitriu^{27b}, M. Dunford^{61a}, A. Duperrin¹⁰², H. Duran Yildiz^{4a}, M. Düren⁵⁶, A. Durglishvili^{159b}, D. Dusching⁴⁸, B. Dutta⁴⁶, D. Duvnjak¹, G.I. Dyckes¹³⁶, M. Dyndal³⁶, S. Dysch¹⁰¹, B.S. Dziedzic⁸⁵, M.G. Eggleston⁴⁹, T. Eifert⁸, G. Eigen¹⁷, K. Einsweiler¹⁸, T. Ekelof¹⁷², H. El Jarrari^{35e}, V. Ellajosyula¹⁷², M. Ellert¹⁷², F. Ellinghaus¹⁸², A.A. Elliot⁹³, N. Ellis³⁶, J. Elmsheuser²⁹, M. Elsing³⁶, D. Emelianov¹⁴³, A. Emerman³⁹, Y. Enari¹⁶³, M.B. Epland⁴⁹, J. Erdmann⁴⁷, A. Ereditato²⁰, P.A. Erland⁸⁵, M. Errenst¹⁸², M. Escalier⁶⁵, C. Escobar¹⁷⁴, O. Estrada Pastor¹⁷⁴, E. Etzion¹⁶¹, H. Evans⁶⁶, M.O. Evans¹⁵⁶, A. Ezhilov¹³⁷, F. Fabbri⁵⁷, L. Fabbri^{23a,23b}, V. Fabiani¹¹⁹, G. Facini¹⁷⁸, R.M. Fakhrutdinov¹²³, S. Falciano^{73a}, P.J. Falke²⁴, S. Falke³⁶, J. Faltova¹⁴², Y. Fang^{15a}, Y. Fang^{15a}, G. Fanourakis⁴⁴, M. Fanti^{69a,69b}, M. Faraj^{67a,67c,q}, A. Farbin⁸, A. Farilla^{75a}, E.M. Farina^{71a,71b}, T. Farooque¹⁰⁷, S.M. Farrington⁵⁰, P. Farthouat³⁶, F. Fassi^{35e}, P. Fassnacht³⁶, D. Fassouliotis⁹, M. Fauci Giannelli⁵⁰, W.J. Fawcett³², L. Fayard⁶⁵, O.L. Fedin^{137.o}, W. Fedorko¹⁷⁵, A. Fehr²⁰, M. Feickert¹⁷³, L. Feligioni¹⁰², A. Fell¹⁴⁹, C. Feng^{60b}, M. Feng⁴⁹, M.J. Fenton¹⁷¹, A.B. Fenyuk¹²³, S.W. Ferguson⁴³, J. Ferrando⁴⁶, A. Ferrante¹⁷³, A. Ferrari¹⁷², P. Ferrari¹²⁰, R. Ferrari^{71a}, D.E. Ferreira de Lima^{61b}, A. Ferrer¹⁷⁴, D. Ferrere⁵⁴, C. Ferretti¹⁰⁶, F. Fiedler¹⁰⁰, A. Filipčić⁹², F. Filthaut¹¹⁹, K.D. Finelli²⁵, M.C.N. Fiolhais^{139a,139c,a}, L. Fiorini¹⁷⁴, F. Fischer¹¹⁴, J. Fischer¹⁰⁰, W.C. Fisher¹⁰⁷, T. Fitschen²¹, I. Fleck¹⁵¹, P. Fleischmann¹⁰⁶, T. Flick¹⁸², B.M. Flierl¹¹⁴, L. Flores¹³⁶, L.R. Flores Castillo^{63a}, F.M. Follega^{76a,76b}, N. Fomin¹⁷, J.H. Foo¹⁶⁷, G.T. Forcolin^{76a,76b}, B.C. Forland⁶⁶, A. Formica¹⁴⁴, F.A. Förster¹⁴, A.C. Forti¹⁰¹, E. Fortin¹⁰², M.G. Foti¹³⁴, D. Fournier⁶⁵, H. Fox⁹⁰, P. Francavilla^{72a,72b}, S. Francescato^{73a,73b}, M. Franchini^{23a,23b}, S. Franchino^{61a}, D. Francis³⁶, L. Franco⁵, L. Franconi²⁰, M. Franklin⁵⁹, G. Frattari^{73a,73b}, A.N. Fray⁹³, P.M. Freeman²¹, B. Freund¹¹⁰, W.S. Freund^{81b}, E.M. Freundlich⁴⁷, D.C. Frizzell¹²⁸, D. Froidevaux³⁶, J.A. Frost¹³⁴, M. Fujimoto¹²⁶, C. Fukunaga¹⁶⁴, E. Fullana Torregrosa¹⁷⁴, T. Fusayasu¹¹⁶, J. Fuster¹⁷⁴, A. Gabrielli^{23a,23b}, A. Gabrielli³⁶, S. Gadatsch⁵⁴, P. Gadow¹¹⁵, G. Gagliardi^{55a,55b}, L.G. Gagnon¹¹⁰, G.E. Gallardo¹³⁴, E.J. Gallas¹³⁴, B.J. Gallop¹⁴³, R. Gamboa Goni⁹³, K.K. Gan¹²⁷, S. Ganguly¹⁸⁰, J. Gao^{60a}, Y. Gao⁵⁰, Y.S. Gao^{31.i}, F.M. Garay Walls^{146a}, C. García¹⁷⁴, J.E. García Navarro¹⁷⁴, J.A. García Pascual^{15a}, C. Garcia-Argos⁵², M. Garcia-Sciveres¹⁸, R.W. Gardner³⁷, N. Garelli¹⁵³, S. Gargiulo⁵², C.A. Garner¹⁶⁷, V. Garonne¹³³, S.J. Gasiorowski¹⁴⁸, P. Gaspar^{81b}, A. Gaudiello^{55a,55b}, G. Gaudio^{71a}, I.L. Gavrilenko¹¹¹, A. Gavriluk¹²⁴, C. Gay¹⁷⁵, G. Gaycken⁴⁶, E.N. Gazis¹⁰, A.A. Geanta^{27b}, C.M. Gee¹⁴⁵, C.N.P. Gee¹⁴³, J. Geisen⁹⁷, M. Geisen¹⁰⁰, C. Gemme^{55b}, M.H. Genest⁵⁸, C. Geng¹⁰⁶, S. Gentile^{73a,73b}, S. George⁹⁴, T. Gerialis⁴⁴, L.O. Gerlach⁵³, P. Gessinger-Befurt¹⁰⁰, G. Gessner⁴⁷, S. Ghasemi¹⁵¹, M. Ghasemi Bostanabad¹⁷⁶, M. Ghneimat¹⁵¹, A. Ghosh⁶⁵, A. Ghosh⁷⁸, B. Giacobbe^{23b}, S. Giagu^{73a,73b}, N. Giangiacomi^{23a,23b}, P. Giannetti^{72a}, A. Giannini^{70a,70b}, G. Giannini¹⁴, S.M. Gibson⁹⁴, M. Gignac¹⁴⁵, D.T. Gil^{84b}, B.J. Gilbert³⁹, D. Gillberg³⁴, G. Gilles¹⁸², D.M. Gingrich^{3.al}, M.P. Giordani^{67a,67c}, P.F. Giraud¹⁴⁴, G. Giugliarelli^{67a,67c}, D. Giugni^{69a}, F. Giuli^{74a,74b}, S. Gkaitatzis¹⁶², I. Gkialas^{9.g}, E.L. Gkougkousis¹⁴, P. Gkoutoumis¹⁰, L.K. Gladilin¹¹³, C. Glasman⁹⁹, J. Glatzer¹⁴, P.C.F. Glaysher⁴⁶, A. Glazov⁴⁶, G.R. Gledhill¹³¹, I. Gnesi^{41b,b}, M. Goblirsch-Kolb²⁶, D. Godin¹¹⁰, S. Goldfarb¹⁰⁵, T. Golling⁵⁴, D. Golubkov¹²³, A. Gomes^{139a,139b}, R. Goncalves Gama⁵³, R. Gonçalo^{139a,139c}, G. Gonella¹³¹, L. Gonella²¹, A. Gongadze⁸⁰, F. Gonnella²¹, J.L. Gonski³⁹, S. González de la Hoz¹⁷⁴, S. Gonzalez Fernandez¹⁴, R. Gonzalez Lopez⁹¹, C. Gonzalez Renteria¹⁸, R. Gonzalez Suarez¹⁷², S. Gonzalez-Sevilla⁵⁴, G.R. Gonzalez Rodriguez¹⁷⁴, L. Goossens³⁶, N.A. Gorasia²¹, P.A. Gorbounov¹²⁴, H.A. Gordon²⁹, B. Gorini³⁶, E. Gorini^{68a,68b}, A. Gorišek⁹², A.T. Goshaw⁴⁹, M.I. Gostkin⁸⁰, C.A. Gottardo¹¹⁹, M. Gouighri^{35b}, A.G. Goussiou¹⁴⁸, N. Govender^{33c}, C. Goy⁵, I. Grabowska-Bold^{84a}, E.C. Graham⁹¹, J. Gramling¹⁷¹, E. Gramstad¹³³, S. Grancagnolo¹⁹, M. Grandi¹⁵⁶, V. Gratchev¹³⁷, P.M. Gravila^{27f}, F.G. Gravili^{68a,68b}, C. Gray⁵⁷, H.M. Gray¹⁸, C. Grefe²⁴, K. Gregersen⁹⁷, I.M. Gregor⁴⁶, P. Grenier¹⁵³, K. Grevtsov⁴⁶, C. Grieco¹⁴, N.A. Grieser¹²⁸, A.A. Grillo¹⁴⁵, K. Grimm^{31.k}, S. Grinstein^{14.w}, J.-F. Grivaz⁶⁵, S. Groh¹⁰⁰, E. Gross¹⁸⁰, J. Grosse-Knetter⁵³, Z.J. Grout⁹⁵, C. Grud¹⁰⁶, A. Grummer¹¹⁸, J.C. Grundy¹³⁴, L. Guan¹⁰⁶, W. Guan¹⁸¹, C. Gubbels¹⁷⁵, J. Guenther³⁶, A. Guerguichon⁶⁵, J.G.R. Guerrero Rojas¹⁷⁴, F. Guescini¹¹⁵, D. Guest¹⁷¹, R. Gugel¹⁰⁰, A. Guida⁴⁶

T. Guillemain⁵, S. Guindon³⁶, U. Gul⁵⁷, J. Guo^{60c}, W. Guo¹⁰⁶, Y. Guo^{60a}, Z. Guo¹⁰², R. Gupta⁴⁶, S. Gurbuz^{12c}, G. Gustavino¹²⁸, M. Guth⁵², P. Gutierrez¹²⁸, C. Gutsche⁹⁵, C. Guyot¹⁴⁴, C. Gwenlan¹³⁴, C.B. Gwilliam⁹¹, E.S. Haaland¹³³, A. Haas¹²⁵, C. Haber¹⁸, H.K. Hadavand⁸, A. Hader^{60a}, M. Haleem¹⁷⁷, J. Haley¹²⁹, J.J. Hall¹⁴⁹, G. Halladjian¹⁰⁷, G.D. Hallowell¹⁰², K. Hamano¹⁷⁶, H. Hamdaoui^{35c}, M. Hamer²⁴, G.N. Hamity⁵⁰, K. Han^{60a,v}, L. Han^{60a}, S. Han¹⁸, Y.F. Han¹⁶⁷, K. Hanagaki^{82,t}, M. Hance¹⁴⁵, D.M. Handl¹¹⁴, M.D. Hank³⁷, R. Hankache¹³⁵, E. Hansen⁹⁷, J.B. Hansen⁴⁰, J.D. Hansen⁴⁰, M.C. Hansen²⁴, P.H. Hansen⁴⁰, E.C. Hanson¹⁰¹, K. Hara¹⁶⁹, T. Harenberg¹⁸², S. Harkusha¹⁰⁸, P.F. Harrison¹⁷⁸, N.M. Hartman¹⁵³, N.M. Hartmann¹¹⁴, Y. Hasegawa¹⁵⁰, A. Hasib⁵⁰, S. Hassani¹⁴⁴, S. Haug²⁰, R. Hauser¹⁰⁷, L.B. Havener³⁹, M. Havranek¹⁴¹, C.M. Hawkes²¹, R.J. Hawkins³⁶, S. Hayashida¹¹⁷, D. Hayden¹⁰⁷, C. Hayes¹⁰⁶, R.L. Hayes¹⁷⁵, C.P. Hays¹³⁴, J.M. Hays⁹³, H.S. Hayward⁹¹, S.J. Haywood¹⁴³, F. He^{60a}, Y. He¹⁶⁵, M.P. Heath⁵⁰, V. Hedberg⁹⁷, S. Heer²⁴, A.L. Heggelund¹³³, C. Heidegger⁵², K.K. Heidegger⁵², W.D. Heidorn⁷⁹, J. Heilman³⁴, S. Heim⁴⁶, T. Heim¹⁸, B. Heinemann^{46,aj}, J.G. Heinlein¹³⁶, J.J. Heinrich¹³¹, L. Heinrich³⁶, J. Hejbal¹⁴⁰, L. Helary⁴⁶, A. Held¹²⁵, S. Hellesund¹³³, C.M. Helling¹⁴⁵, S. Hellman^{45a,45b}, C. Helsens³⁶, R.C.W. Henderson⁹⁰, Y. Heng¹⁸¹, L. Henkelmann³², A.M. Henriques Correia³⁶, H. Herde²⁶, Y. Hernández Jiménez^{33e}, H. Herr¹⁰⁰, M.G. Herrmann¹¹⁴, T. Herrmann⁴⁸, G. Herten⁵², R. Hertenberger¹¹⁴, L. Hervas³⁶, T.C. Herwig¹³⁶, G.G. Hesketh⁹⁵, N.P. Hessey^{168a}, H. Hibi⁸³, A. Higashida¹⁶³, S. Higashino⁸², E. Higón-Rodríguez¹⁷⁴, K. Hildebrand³⁷, J.C. Hill³², K.K. Hill²⁹, K.H. Hiller⁴⁶, S.J. Hillier²¹, M. Hils⁴⁸, I. Hinchliffe¹⁸, F. Hinterkeuser²⁴, M. Hirose¹³², S. Hirose⁵², D. Hirschbuehl¹⁸², B. Hiti⁹², O. Hladik¹⁴⁰, D.R. Hlaluku^{33e}, J. Hobbs¹⁵⁵, N. Hod¹⁸⁰, M.C. Hodgkinson¹⁴⁹, A. Hoecker³⁶, D. Hohn⁵², D. Hohov⁶⁵, T. Holm²⁴, T.R. Holmes³⁷, M. Holzbock¹¹⁴, L.B.A.H. Hommels³², T.M. Hong¹³⁸, J.C. Honig⁵², A. Hönle¹¹⁵, B.H. Hooberman¹⁷³, W.H. Hopkins⁶, Y. Horii¹¹⁷, P. Horn⁴⁸, L.A. Horyn³⁷, S. Hou¹⁵⁸, A. Hoummada^{35a}, J. Howarth⁵⁷, J. Hoya⁸⁹, M. Hrabovsky¹³⁰, J. Hrdinka⁷⁷, J. Hrivnac⁶⁵, A. Hrynevich¹⁰⁹, T. Hryn'ova⁵, P.J. Hsu⁶⁴, S.-C. Hsu¹⁴⁸, Q. Hu²⁹, S. Hu^{60c}, Y.F. Hu^{15a,15d,an}, D.P. Huang⁹⁵, Y. Huang^{60a}, Y. Huang^{15a}, Z. Hubacek¹⁴¹, F. Hubaut¹⁰², M. Huebner²⁴, F. Huegging²⁴, T.B. Huffman¹³⁴, M. Huhtinen³⁶, R. Hulsken⁵⁸, R.F.H. Hunter³⁴, P. Huo¹⁵⁵, N. Huseynov^{80,ac}, J. Huston¹⁰⁷, J. Huth⁵⁹, R. Hyneman¹⁵³, S. Hyrych^{28a}, G. Iacobucci⁵⁴, G. Iakovidis²⁹, I. Ibragimov¹⁵¹, L. Iconomidou-Fayard⁶⁵, P. Iengo³⁶, R. Ignazzi⁴⁰, O. Igonkina^{22b,27e,33b,33d,35c,139g,120,y,*}, R. Iguchi¹⁶³, T. Iizawa⁵⁴, Y. Ikegami⁸², M. Ikeno⁸², N. Ilic^{119,167,ab}, F. Iltzsche⁴⁸, H. Imam^{35a}, G. Introzzi^{71a,71b}, M. Iodice^{75a}, K. Iordanidou^{168a}, V. Ippolito^{73a,73b}, M.F. Isacson¹⁷², M. Ishino¹⁶³, W. Islam¹²⁹, C. Issever^{19,46}, S. Istin¹⁶⁰, F. Ito¹⁶⁹, J.M. Iturbe Ponce^{63a}, R. Iuppa^{76a,76b}, A. Ivina¹⁸⁰, H. Iwasaki⁸², J.M. Izen⁴³, V. Izzo^{70a}, P. Jacka¹⁴⁰, P. Jackson¹, R.M. Jacobs⁴⁶, B.P. Jaeger¹⁵², V. Jain², G. Jäkel¹⁸², K.B. Jakobi¹⁰⁰, K. Jakobs⁵², T. Jakoubek¹⁸⁰, J. Jamieson⁵⁷, K.W. Janas^{84a}, R. Jansky⁵⁴, M. Janus⁵³, P.A. Janus^{84a}, G. Jarlskog⁹⁷, A.E. Jaspán⁹¹, N. Javadov^{80,ac}, T. Javůrek³⁶, M. Javurkova¹⁰³, F. Jeanneau¹⁴⁴, L. Jeanty¹³¹, J. Jejelava^{159a}, P. Jenni^{52,c}, N. Jeong⁴⁶, S. Jézéquel⁵, H. Ji¹⁸¹, J. Jia¹⁵⁵, H. Jiang⁷⁹, Y. Jiang^{60a}, Z. Jiang¹⁵³, S. Jiggins⁵², F.A. Jimenez Morales³⁸, J. Jimenez Pena¹¹⁵, S. Jin^{15c}, A. Jinaru^{27b}, O. Jinnouchi¹⁶⁵, H. Jivan^{33e}, P. Johansson¹⁴⁹, K.A. Johns⁷, C.A. Johnson⁶⁶, R.W.L. Jones⁹⁰, S.D. Jones¹⁵⁶, T.J. Jones⁹¹, J. Jongmanns^{61a}, J. Jovicevic³⁶, X. Ju¹⁸, J.J. Junggeburth¹¹⁵, A. Juste Rozas^{14,w}, A. Kaczmarska⁸⁵, M. Kado^{73a,73b}, H. Kagan¹²⁷, M. Kagan¹⁵³, A. Kahn³⁹, C. Kahra¹⁰⁰, T. Kaji¹⁷⁹, E. Kajomovitz¹⁶⁰, C.W. Kalderon²⁹, A. Kaluza¹⁰⁰, A. Kamenshchikov¹²³, M. Kaneda¹⁶³, N.J. Kang¹⁴⁵, S. Kang⁷⁹, Y. Kano¹¹⁷, J. Kanzaki⁸², L.S. Kaplan¹⁸¹, D. Kar^{33e}, K. Karava¹³⁴, M.J. Kareem^{168b}, I. Karkanias¹⁶², S.N. Karpov⁸⁰, Z.M. Karpova⁸⁰, V. Kartvelishvili⁹⁰, A.N. Karyukhin¹²³, E. Kasimi¹⁶², A. Kastanas^{45a,45b}, C. Kato^{60d,60c}, J. Katzy⁴⁶, K. Kawade¹⁵⁰, K. Kawagoe⁸⁸, T. Kawaguchi¹¹⁷, T. Kawamoto¹⁴⁴, G. Kawamura⁵³, E.F. Kay¹⁷⁶, S. Kazakos¹⁴, V.F. Kazanin^{122a,122b}, R. Keeler¹⁷⁶, R. Kehoe⁴², J.S. Keller³⁴, E. Kellermann⁹⁷, D. Kelsey¹⁵⁶, J.J. Kempster²¹, J. Kendrick²¹, K.E. Kennedy³⁹, O. Kepka¹⁴⁰, S. Kersten¹⁸², B.P. Kerševan⁹², S. Ketabchi Haghighat¹⁶⁷, M. Khader¹⁷³, F. Khalil-Zada¹³, M. Khandoga¹⁴⁴, A. Khanov¹²⁹, A.G. Kharlamov^{122a,122b}, T. Kharlamova^{122a,122b}, E.E. Khoda¹⁷⁵, A. Khodinov¹⁶⁶, T.J. Khoo⁵⁴, G. Khoraiuli¹⁷⁷, E. Khramov⁸⁰, J. Khubua^{159b}, S. Kido⁸³, M. Kiehn³⁶, C.R. Kilby⁹⁴, E. Kim¹⁶⁵, Y.K. Kim³⁷, N. Kimura⁹⁵, A. Kirchoff⁵³, D. Kirchmeier⁴⁸, J. Kirk¹⁴³, A.E. Kiryunin¹¹⁵, T. Kishimoto¹⁶³, D.P. Kisliuk¹⁶⁷, V. Kitali⁴⁶, C. Kitsaki¹⁰, O. Kivernyk²⁴, T. Klapdor-Kleingrothaus⁵², M. Klassen^{61a}, C. Klein³⁴, M.H. Klein¹⁰⁶, M. Klein⁹¹, U. Klein⁹¹, K. Kleinknecht¹⁰⁰, P. Klimek¹²¹, A. Klimentov²⁹, T. Klingl²⁴, T. Klioutchnikova³⁶, F.F. Klitzner¹¹⁴, P. Kluit¹²⁰, S. Kluth¹¹⁵, E. Kneringer⁷⁷, E.B.F.G. Knoop¹⁰², A. Knue⁵², D. Kobayashi⁸⁸, M. Kobel⁴⁸, M. Kocian¹⁵³, T. Kodama¹⁶³, P. Kodys¹⁴², D.M. Koec¹⁵⁶, P.T. Koenig²⁴, T. Koffas³⁴, N.M. Köhler³⁶, M. Kolb¹⁴⁴, I. Koletsou⁵, T. Komarek¹³⁰, T. Kondo⁸², K. Köneke⁵², A.X.Y. Kong¹, A.C. König¹¹⁹, T. Kono¹²⁶, V. Konstantinides⁹⁵, N. Konstantinidis⁹⁵, B. Konya⁹⁷

R. Kopeliansky⁶⁶, S. Koperny^{84a}, K. Korcyl⁸⁵, K. Kordas¹⁶², G. Koren¹⁶¹, A. Korn⁹⁵, I. Korolkov¹⁴, E.V. Korolkova¹⁴⁹, N. Korotkova¹¹³, O. Kortner¹¹⁵, S. Kortner¹¹⁵, V.V. Kostyukhin^{149,166}, A. Kotskechagia⁶⁵, A. Kotwal⁴⁹, A. Koulouris¹⁰, A. Kourkoumeli-Charalampidi^{71a,71b}, C. Kourkoumelis⁹, E. Kourlitis⁶, V. Kouskoura²⁹, R. Kowalewski¹⁷⁶, W. Kozanecki¹⁰¹, A.S. Kozhin¹²³, V.A. Kramarenko¹¹³, G. Kramberger⁹², D. Krasnopevtsev^{60a}, M.W. Krasny¹³⁵, A. Krasznahorkay³⁶, D. Krauss¹¹⁵, J.A. Kremer¹⁰⁰, J. Kretzschmar⁹¹, P. Krieger¹⁶⁷, F. Krieter¹¹⁴, A. Krishnan^{61b}, M. Krivos¹⁴², K. Krizka¹⁸, K. Kroeninger⁴⁷, H. Kroha¹¹⁵, J. Kroll¹⁴⁰, J. Kroll¹³⁶, K.S. Krowpman¹⁰⁷, U. Kruchonak⁸⁰, H. Krüger²⁴, N. Krumnack⁷⁹, M.C. Kruse⁴⁹, J.A. Krzysiak⁸⁵, A. Kubota¹⁶⁵, O. Kuchinskaja¹⁶⁶, S. Kuday^{4b}, D. Kuechler⁴⁶, J.T. Kuechler⁴⁶, S. Kuehn³⁶, T. Kuhl⁴⁶, V. Kukhtin⁸⁰, Y. Kulchitsky^{108,ae}, S. Kuleshov^{146b}, Y.P. Kulinich¹⁷³, M. Kuna⁵⁸, T. Kunigo⁸⁶, A. Kupco¹⁴⁰, T. Kupfer⁴⁷, O. Kuprash⁵², H. Kurashige⁸³, L.L. Kurchaninov^{168a}, Y.A. Kurochkin¹⁰⁸, A. Kurova¹¹², M.G. Kurth^{15a,15d}, E.S. Kuwertz³⁶, M. Kuze¹⁶⁵, A.K. Kvam¹⁴⁸, J. Kvita¹³⁰, T. Kwan¹⁰⁴, F. La Ruffa^{41a,41b}, C. Lacasta¹⁷⁴, F. Lacava^{73a,73b}, D.P.J. Lack¹⁰¹, H. Lacker¹⁹, D. Lacour¹³⁵, E. Ladygin⁸⁰, R. Lafaye⁵, B. Laforge¹³⁵, T. Lagouri^{146c}, S. Lai⁵³, I.K. Lakomic^{84a}, J.E. Lambert¹²⁸, S. Lammers⁶⁶, W. Lampl⁷, C. Lampoudis¹⁶², E. Lançon²⁹, U. Landgraf⁵², M.P.J. Landon⁹³, M.C. Lanfermann⁵⁴, V.S. Lang⁵², J.C. Lange⁵³, R.J. Langenberg¹⁰³, A.J. Lankford¹⁷¹, F. Lanni²⁹, K. Lantzscher²⁴, A. Lanza^{71a}, A. Lapertosa^{55a,55b}, J.F. Laporte¹⁴⁴, T. Lari^{69a}, F. Lasagni Manghi^{23a,23b}, M. Lassnig³⁶, T.S. Lau^{63a}, A. Laudrain⁶⁵, A. Laurier³⁴, M. Lavorgna^{70a,70b}, S.D. Lawlor⁹⁴, M. Lazzaroni^{69a,69b}, B. Le¹⁰¹, E. Le Guirrec¹⁰², A. Lebedev⁷⁹, M. LeBlanc⁷, T. LeCompte⁶, F. Ledroit-Guillon⁵⁸, A.C.A. Lee⁹⁵, C.A. Lee²⁹, G.R. Lee¹⁷, L. Lee⁵⁹, S.C. Lee¹⁵⁸, S. Lee⁷⁹, B. Lefebvre^{168a}, H.P. Lefebvre⁹⁴, M. Lefebvre¹⁷⁶, C. Leggett¹⁸, K. Lehmann¹⁵², N. Lehmann²⁰, G. Lehmann Miotto³⁶, W.A. Leight⁴⁶, A. Leisos^{162,u}, M.A.L. Leite^{81c}, C.E. Leitgeb¹¹⁴, R. Leitner¹⁴², D. Lellouch^{180,*}, K.J.C. Leney⁴², T. Lenz²⁴, S. Leone^{72a}, C. Leonidopoulos⁵⁰, A. Leopold¹³⁵, C. Leroy¹¹⁰, R. Les¹⁰⁷, C.G. Lester³², M. Levchenko¹³⁷, J. Levêque⁵, D. Levin¹⁰⁶, L.J. Levinson¹⁸⁰, D.J. Lewis²¹, B. Li^{15b}, B. Li¹⁰⁶, C-Q. Li^{60a}, F. Li^{60c}, H. Li^{60a}, H. Li^{60b}, J. Li^{60c}, K. Li¹⁴⁸, L. Li^{60c}, M. Li^{15a,15d}, Q. Li^{15a,15d}, Q.Y. Li^{60a}, S. Li^{60d,60c}, X. Li⁴⁶, Y. Li⁴⁶, Z. Li^{60b}, Z. Li¹³⁴, Z. Li¹⁰⁴, Z. Liang^{15a}, M. Liberatore⁴⁶, B. Liberti^{74a}, A. Liblong¹⁶⁷, K. Lie^{63c}, S. Lim²⁹, C.Y. Lin³², K. Lin¹⁰⁷, R.A. Linck⁶⁶, R.E. Lindley⁷, J.H. Lindon²¹, A. Linss⁴⁶, A.L. Lioni⁵⁴, E. Lipeles¹³⁶, A. Lipniacka¹⁷, T.M. Liss^{173,ak}, A. Lister¹⁷⁵, J.D. Little⁸, B. Liu⁷⁹, B.X. Liu⁶, H.B. Liu²⁹, J.B. Liu^{60a}, J.K.K. Liu³⁷, K. Liu^{60d}, M. Liu^{60a}, P. Liu^{15a}, Y. Liu⁴⁶, Y. Liu^{15a,15d}, Y.L. Liu¹⁰⁶, Y.W. Liu^{60a}, M. Livan^{71a,71b}, A. Lleres⁵⁸, J. Lorente Merino¹⁵², S.L. Lloyd⁹³, C.Y. Lo^{63b}, E.M. Lobodzinska⁴⁶, P. Loch⁷, S. Loffredo^{74a,74b}, T. Lohse¹⁹, K. Lohwasser¹⁴⁹, M. Lokajicek¹⁴⁰, J.D. Long¹⁷³, R.E. Long⁹⁰, I. Longarini^{73a,73b}, L. Longo³⁶, K.A. Looper¹²⁷, I. Lopez Paz¹⁰¹, A. Lopez Solis¹⁴⁹, J. Lorenz¹¹⁴, N. Lorenzo Martinez⁵, A.M. Lory¹¹⁴, P.J. Lösel¹¹⁴, A. Lösle⁵², X. Lou⁴⁶, X. Lou^{15a}, A. Lounis⁶⁵, J. Love⁶, P.A. Love⁹⁰, J.J. Lozano Bahilo¹⁷⁴, M. Lu^{60a}, Y.J. Lu⁶⁴, H.J. Lubatti¹⁴⁸, C. Luci^{73a,73b}, F.L. Lucio Alves^{15c}, A. Lucotte⁵⁸, F. Luehring⁶⁶, I. Luise¹³⁵, L. Luminari^{73a}, B. Lund-Jensen¹⁵⁴, M.S. Lutz¹⁶¹, D. Lynn²⁹, H. Lyons⁹¹, R. Lysak¹⁴⁰, E. Lytken⁹⁷, F. Lyu^{15a}, V. Lyubushkin⁸⁰, T. Lyubushkina⁸⁰, H. Ma²⁹, L.L. Ma^{60b}, Y. Ma⁹⁵, D.M. Mac Donell¹⁷⁶, G. Maccarrone⁵¹, A. Macchiolo¹¹⁵, C.M. Macdonald¹⁴⁹, J.C. MacDonald¹⁴⁹, J. Machado Miguens¹³⁶, D. Madaffari¹⁷⁴, R. Madar³⁸, W.F. Mader⁴⁸, M. Madugoda Ralalage Don¹²⁹, N. Madysa⁴⁸, J. Maeda⁸³, T. Maeno²⁹, M. Maerker⁴⁸, V. Magerl⁵², N. Magini⁷⁹, J. Magro^{67a,67c,q}, D.J. Mahon³⁹, C. Maidantchik^{81b}, T. Maier¹¹⁴, A. Maio^{139a,139b,139d}, K. Maj^{84a}, O. Majersky^{28a}, S. Majewski¹³¹, Y. Makida⁸², N. Makovec⁶⁵, B. Malaescu¹³⁵, Pa. Malecki⁸⁵, V.P. Maleev¹³⁷, F. Malek⁵⁸, D. Malito^{41a,41b}, U. Mallik⁷⁸, D. Malon⁶, C. Malone³², S. Maltezos¹⁰, S. Malyukov⁸⁰, J. Mamuzic¹⁷⁴, G. Mancini^{70a,70b}, I. Mandić⁹², L. Manhaes de Andrade Filho^{81a}, I.M. Maniatis¹⁶², J. Manjarres Ramos⁴⁸, K.H. Mankinen⁹⁷, A. Mann¹¹⁴, A. Manousos⁷⁷, B. Mansoulie¹⁴⁴, I. Manthos¹⁶², S. Manzoni¹²⁰, A. Marantis¹⁶², G. Marceca³⁰, L. Marchese¹³⁴, G. Marchiori¹³⁵, M. Marcisovsky¹⁴⁰, L. Marcoccia^{74a,74b}, C. Marcon⁹⁷, C.A. Marin Tobon³⁶, M. Marjanovic¹²⁸, Z. Marshall¹⁸, M.U.F. Martensson¹⁷², S. Marti-Garcia¹⁷⁴, C.B. Martin¹²⁷, T.A. Martin¹⁷⁸, V.J. Martin⁵⁰, B. Martin dit Latour¹⁷, L. Martinelli^{75a,75b}, M. Martinez^{14,w}, P. Martinez Agullo¹⁷⁴, V.I. Martinez Outschoorn¹⁰³, S. Martin-Haugh¹⁴³, V.S. Martoiu^{27b}, A.C. Martyniuk⁹⁵, A. Marzin³⁶, S.R. Maschek¹¹⁵, L. Masetti¹⁰⁰, T. Mashimo¹⁶³, R. Mashinistov¹¹¹, J. Masik¹⁰¹, A.L. Maslennikov^{122a,122b}, L. Massa^{23a,23b}, P. Massarotti^{70a,70b}, P. Mastrandrea^{72a,72b}, A. Mastroberardino^{41a,41b}, T. Masubuchi¹⁶³, D. Matakias²⁹, A. Matic¹¹⁴, N. Matsuzawa¹⁶³, P. Mättig²⁴, J. Maurer^{27b}, B. Maček⁹², D.A. Maximov^{122a,122b}, R. Mazini¹⁵⁸, I. Maznas¹⁶², S.M. Mazza¹⁴⁵, J.P. Mc Gowan¹⁰⁴, S.P. Mc Kee¹⁰⁶, T.G. McCarthy¹¹⁵, W.P. McCormack¹⁸, E.F. McDonald¹⁰⁵, J.A. MCFayden³⁶, G. Mchedlidze^{159b}, M.A. McKay⁴², K.D. McLean¹⁷⁶, S.J. McMahon¹⁴³, P.C. McNamara¹⁰⁵

C.J. McNicol¹⁷⁸, R.A. McPherson^{176,ab}, J.E. Mdhuli^{33e}, Z.A. Meadows¹⁰³, S. Meehan³⁶, T. Megy³⁸, S. Mehlhase¹¹⁴, A. Mehta⁹¹, B. Meirose⁴³, D. Melini¹⁶⁰, B.R. Mellado Garcia^{33e}, J.D. Mellenthin⁵³, M. Melo^{28a}, F. Meloni⁴⁶, A. Melzer²⁴, E.D. Mendes Gouveia^{139a,139e}, L. Meng³⁶, X.T. Meng¹⁰⁶, S. Menke¹¹⁵, E. Meoni^{41a,41b}, S. Mergelmeyer¹⁹, S.A.M. Merkt¹³⁸, C. Merlassino¹³⁴, P. Mermod⁵⁴, L. Merola^{70a,70b}, C. Meroni^{69a}, G. Merz¹⁰⁶, O. Meshkov^{113,111}, J.K.R. Meshreki¹⁵¹, J. Metcalfe⁶, A.S. Mete⁶, C. Meyer⁶⁶, J-P. Meyer¹⁴⁴, M. Michetti¹⁹, R.P. Middleton¹⁴³, L. Mijović⁵⁰, G. Mikenberg¹⁸⁰, M. Mikestikova¹⁴⁰, M. Mikuz⁹², H. Mildner¹⁴⁹, A. Milic¹⁶⁷, C.D. Milke⁴², D.W. Miller³⁷, A. Milov¹⁸⁰, D.A. Milstead^{45a,45b}, R.A. Mina¹⁵³, A.A. Minaenko¹²³, I.A. Minashvili^{159b}, A.I. Mincer¹²⁵, B. Mindur^{84a}, M. Mineev⁸⁰, Y. Minegishi¹⁶³, L.M. Mir¹⁴, M. Mironova¹³⁴, A. Mirto^{68a,68b}, K.P. Mistry¹³⁶, T. Mitani¹⁷⁹, J. Mitrevski¹¹⁴, V.A. Mitsou¹⁷⁴, M. Mittal^{60c}, O. Miu¹⁶⁷, A. Miucci²⁰, P.S. Miyagawa⁹³, A. Mizukami⁸², J.U. Mjörnmark⁹⁷, T. Mkrtchyan^{61a}, M. Mlynarikova¹⁴², T. Moa^{45a,45b}, S. Mobius⁵³, K. Mochizuki¹¹⁰, P. Mogg¹¹⁴, S. Mohapatra³⁹, R. Moles-Valls²⁴, K. Mönig⁴⁶, E. Monnier¹⁰², A. Montalbano¹⁵², J. Montejo Berlingen³⁶, M. Montella⁹⁵, F. Monticelli⁸⁹, S. Monzani^{69a}, N. Morange⁶⁵, A.L. Moreira De Carvalho^{139a}, D. Moreno^{22a}, M. Moreno Llácer¹⁷⁴, C. Moreno Martinez¹⁴, P. Morettini^{55b}, M. Morgenstern¹⁶⁰, S. Morgenstern⁴⁸, D. Mori¹⁵², M. Morii⁵⁹, M. Morinaga¹⁷⁹, V. Morisbak¹³³, A.K. Morley³⁶, G. Mornacchi³⁶, A.P. Morris⁹⁵, L. Morvaj¹⁵⁵, P. Moschovakos³⁶, B. Moser¹²⁰, M. Mosidze^{159b}, T. Moskalets¹⁴⁴, J. Moss^{31,m}, E.J.W. Moyses¹⁰³, S. Muanza¹⁰², J. Mueller¹³⁸, R.S.P. Mueller¹¹⁴, D. Muenstermann⁹⁰, G.A. Mullier⁹⁷, D.P. Mungo^{69a,69b}, J.L. Muñoz Martínez¹⁴, F.J. Muñoz Sanchez¹⁰¹, P. Murin^{28b}, W.J. Murray^{178,143}, A. Murrone^{69a,69b}, J.M. Muse¹²⁸, M. Muškinja¹⁸, C. Mwewa^{33a}, A.G. Myagkov^{123,ag}, A.A. Myers¹³⁸, G. Myers⁶⁶, J. Myers¹³¹, M. Myska¹⁴¹, B.P. Nachman¹⁸, O. Nackenhorst⁴⁷, A. Nag Nag⁴⁸, K. Nagai¹³⁴, K. Nagano⁸², Y. Nagasaka⁶², J.L. Nagle²⁹, E. Nagy¹⁰², A.M. Nairz³⁶, Y. Nakahama¹¹⁷, K. Nakamura⁸², T. Nakamura¹⁶³, H. Nanjo¹³², F. Napolitano^{61a}, R.F. Naranjo Garcia⁴⁶, R. Narayan⁴², I. Naryshkin¹³⁷, T. Naumann⁴⁶, G. Navarro^{22a}, P.Y. Nechaeva¹¹¹, F. Nechansky⁴⁶, T.J. Neep²¹, A. Negri^{71a,71b}, M. Negrini^{23b}, C. Nellist¹¹⁹, C. Nelson¹⁰⁴, M.E. Nelson^{45a,45b}, S. Nemecek¹⁴⁰, M. Nessi^{36,e}, M.S. Neubauer¹⁷³, F. Neuhaus¹⁰⁰, M. Neumann¹⁸², R. Newhouse¹⁷⁵, P.R. Newman²¹, C.W. Ng¹³⁸, Y.S. Ng¹⁹, Y.W.Y. Ng¹⁷¹, B. Ngair^{35e}, H.D.N. Nguyen¹⁰², T. Nguyen Manh¹¹⁰, E. Nibigira³⁸, R.B. Nickerson¹³⁴, R. Nicolaidou¹⁴⁴, D.S. Nielsen⁴⁰, J. Nielsen¹⁴⁵, M. Niemeyer⁵³, N. Nikiforou¹¹, V. Nikolaenko^{123,ag}, I. Nikolic-Audit¹³⁵, K. Nikolopoulos²¹, P. Nilsson²⁹, H.R. Nindhito⁵⁴, Y. Ninomiya⁸², A. Nisati^{73a}, N. Nishu^{60c}, R. Nisius¹¹⁵, I. Nitsche⁴⁷, T. Nitta¹⁷⁹, T. Nobe¹⁶³, D.L. Noel³², Y. Noguchi⁸⁶, I. Nomidis¹³⁵, M.A. Nomura²⁹, M. Nordberg³⁶, J. Novak⁹², T. Novak⁹², O. Novgorodova⁴⁸, R. Novotny¹⁴¹, L. Nozka¹³⁰, K. Ntekas¹⁷¹, E. Nurse⁹⁵, F.G. Oakham^{34,al}, H. Oberlack¹¹⁵, J. Ocariz¹³⁵, A. Ochi⁸³, I. Ochoa³⁹, J.P. Ochoa-Ricoux^{146a}, K. O'Connor²⁶, S. Oda⁸⁸, S. Odaka⁸², S. Oerdek⁵³, A. Ogrodnik^{84a}, A. Oh¹⁰¹, C.C. Ohm¹⁵⁴, H. Oide¹⁶⁵, M.L. Ojeda¹⁶⁷, H. Okawa¹⁶⁹, Y. Okazaki⁸⁶, M.W. O'Keefe⁹¹, Y. Okumura¹⁶³, T. Okuyama⁸², A. Olariu^{27b}, L.F. Oleiro Seabra^{139a}, S.A. Olivares Pino^{146a}, D. Oliveira Damazio²⁹, J.L. Oliver¹, M.J.R. Olsson¹⁷¹, A. Olszewski⁸⁵, J. Olszowska⁸⁵, Ö.O. Öncel²⁴, D.C. O'Neil¹⁵², A.P. O'Neill¹³⁴, A. Onofre^{139a,139e}, P.U.E. Onyisi¹¹, H. Oppen¹³³, R.G. Oreamuno Madriz¹²¹, M.J. Oreglia³⁷, G.E. Orellana⁸⁹, D. Orestano^{75a,75b}, N. Orlando¹⁴, R.S. Orr¹⁶⁷, V. O'Shea⁵⁷, R. Ospanov^{60a}, G. Otero y Garzon³⁰, H. Otono⁸⁸, P.S. Ott^{61a}, G.J. Ottino¹⁸, M. Ouchrif^{35d}, J. Ouellette²⁹, F. Ould-Saada¹³³, A. Ouraou^{144,*}, Q. Ouyang^{15a}, M. Owen⁵⁷, R.E. Owen¹⁴³, V.E. Ozcan^{12c}, N. Ozturk⁸, J. Pacalt¹³⁰, H.A. Pacey³², K. Pachal⁴⁹, A. Pacheco Pages¹⁴, C. Padilla Aranda¹⁴, S. Pagan Griso¹⁸, G. Palacino⁶⁶, S. Palazzo⁵⁰, S. Palestini³⁶, M. Palka^{84b}, P. Palmi^{84a}, C.E. Pandini⁵⁴, J.G. Panduro Vazquez⁹⁴, P. Pani⁴⁶, G. Panizzo^{67a,67c}, L. Paolozzi⁵⁴, C. Papadatos¹¹⁰, K. Papageorgiou^{9,g}, S. Parajuli⁴², A. Paramonov⁶, C. Paraskevopoulos¹⁰, D. Paredes Hernandez^{63b}, S.R. Paredes Saenz¹³⁴, B. Parida¹⁸⁰, T.H. Park¹⁶⁷, A.J. Parker³¹, M.A. Parker³², F. Parodi^{55a,55b}, E.W. Parrish¹²¹, J.A. Parsons³⁹, U. Parzefall⁵², L. Pascual Dominguez¹³⁵, V.R. Pascuzzi¹⁸, J.M.P. Pasner¹⁴⁵, F. Pasquali¹²⁰, E. Pasqualucci^{73a}, S. Passaggio^{55b}, F. Pastore⁹⁴, P. Pasuwan^{45a,45b}, S. Pataria¹⁰⁰, J.R. Pater¹⁰¹, A. Pathak^{181,i}, J. Patton⁹¹, T. Pauly³⁶, J. Pearkes¹⁵³, B. Pearson¹¹⁵, M. Pedersen¹³³, L. Pedraza Diaz¹¹⁹, R. Pedro^{139a}, T. Peiffer⁵³, S.V. Peleganchuk^{122a,122b}, O. Penc¹⁴⁰, H. Peng^{60a}, B.S. Peralva^{81a}, M.M. Perego⁶⁵, A.P. Pereira Peixoto^{139a}, L. Pereira Sanchez^{45a,45b}, D.V. Perepelitsa²⁹, E. Perez Codina^{168a}, F. Peri¹⁹, L. Perini^{69a,69b}, H. Pernegger³⁶, S. Perrella³⁶, A. Perrevoort¹²⁰, K. Peters⁴⁶, R.F.Y. Peters¹⁰¹, B.A. Petersen³⁶, T.C. Petersen⁴⁰, E. Petit¹⁰², V. Petousis¹⁴¹, A. Petridis¹, C. Petridou¹⁶², F. Petrucci^{75a,75b}, M. Pettee¹⁸³, N.E. Pettersson¹⁰³, K. Petukhova¹⁴², A. Peyaud¹⁴⁴, R. Pezoa^{146d}, L. Pezzotti^{71a,71b}, T. Pham¹⁰⁵, F.H. Phillips¹⁰⁷, P.W. Phillips¹⁴³, M.W. Phipps¹⁷³, G. Piacquadio¹⁵⁵, E. Pianori¹⁸, A. Picazio¹⁰³, R.H. Pickles¹⁰¹, R. Piegai³⁰

D. Pietreanu^{27b}, J.E. Pilcher³⁷, A.D. Pilkington¹⁰¹, M. Pinamonti^{67a,67c}, J.L. Pinfeld³, C. Pitman Donaldson⁹⁵, M. Pitt¹⁶¹, L. Pizzimento^{74a,74b}, A. Pizzini¹²⁰, M.-A. Pleier²⁹, V. Plesanovs⁵², V. Pleskot¹⁴², E. Plotnikova⁸⁰, P. Podberezko^{122a,122b}, R. Poettgen⁹⁷, R. Poggi⁵⁴, L. Poggioli¹³⁵, I. Pogrebnyak¹⁰⁷, D. Pohl²⁴, I. Pokharel⁵³, G. Polesello^{71a}, A. Poley^{152,168a}, A. Policicchio^{73a,73b}, R. Polifka¹⁴², A. Polini^{23b}, C.S. Pollard⁴⁶, V. Polychronakos²⁹, D. Ponomarenko¹¹², L. Pontecorvo³⁶, S. Popa^{27a}, G.A. Popeneciu^{27d}, L. Portales⁵, D.M. Portillo Quintero⁵⁸, S. Pospisil¹⁴¹, K. Potamianos⁴⁶, I.N. Potrap⁸⁰, C.J. Potter³², H. Potti¹¹, T. Poulsen⁹⁷, J. Poveda¹⁷⁴, T.D. Powell¹⁴⁹, G. Pownall⁴⁶, M.E. Pozo Astigarraga³⁶, P. Pralavorio¹⁰², S. Prell⁷⁹, D. Price¹⁰¹, M. Primavera^{68a}, M.L. Proffitt¹⁴⁸, N. Proklova¹¹², K. Prokofiev^{63c}, F. Prokoshin⁸⁰, S. Protopopescu²⁹, J. Proudfoot⁶, M. Przybycien^{84a}, D. Pudzha¹³⁷, A. Puri¹⁷³, P. Puzo⁶⁵, D. Pyatiizbyantseva¹¹², J. Qian¹⁰⁶, Y. Qin¹⁰¹, A. Quadt⁵³, M. Queitsch-Maitland³⁶, M. Racko^{28a}, F. Ragusa^{69a,69b}, G. Rahal⁹⁸, J.A. Raine⁵⁴, S. Rajagopalan²⁹, A. Ramirez Morales⁹³, K. Ran^{15a,15d}, D.M. Rauch⁴⁶, F. Rauscher¹¹⁴, S. Rave¹⁰⁰, B. Ravina¹⁴⁹, I. Ravinovich¹⁸⁰, J.H. Rawling¹⁰¹, M. Raymond³⁶, A.L. Read¹³³, N.P. Readioff¹⁴⁹, M. Reale^{68a,68b}, D.M. Rebuffi^{71a,71b}, G. Redlinger²⁹, K. Reeves⁴³, J. Reichert¹³⁶, D. Reikher¹⁶¹, A. Reiss¹⁰⁰, A. Rej¹⁵¹, C. Rembser³⁶, A. Renardi⁴⁶, M. Renda^{27b}, M.B. Rendel¹¹⁵, A.G. Rennie⁵⁷, S. Resconi^{69a}, E.D. Resseguie¹⁸, S. Rettie⁹⁵, B. Reynolds¹²⁷, E. Reynolds²¹, O.L. Rezanova^{122a,122b}, P. Reznicek¹⁴², E. Ricci^{76a,76b}, R. Richter¹¹⁵, S. Richter⁴⁶, E. Richter-Was^{84b}, M. Ridel¹³⁵, P. Rieck¹¹⁵, O. Rifki⁴⁶, M. Rijssenbeek¹⁵⁵, A. Rimoldi^{71a,71b}, M. Rimoldi⁴⁶, L. Rinaldi^{23b}, T.T. Rinn¹⁷³, G. Ripellino¹⁵⁴, I. Riu¹⁴, P. Rivadeneira⁴⁶, J.C. Rivera Vergara¹⁷⁶, F. Rizatdinova¹²⁹, E. Rizvi⁹³, C. Rizzi³⁶, S.H. Robertson^{104,ab}, M. Robin⁴⁶, D. Robinson³², C.M. Robles Gajardo^{146d}, M. Robles Manzano¹⁰⁰, A. Robson⁵⁷, A. Rocchi^{74a,74b}, E. Rocco¹⁰⁰, C. Roda^{72a,72b}, S. Rodriguez Bosca¹⁷⁴, A.M. Rodríguez Vera^{168b}, S. Roe³⁶, J. Roggel¹⁸², O. Røhne¹³³, R. Röhrig¹¹⁵, R.A. Rojas^{146d}, B. Roland⁵², C.P.A. Roland⁶⁶, J. Roloff²⁹, A. Romaniouk¹¹², M. Romano^{23a,23b}, N. Rompotis⁹¹, M. Ronzani¹²⁵, L. Roos¹³⁵, S. Rosati^{73a}, G. Rosin¹⁰³, B.J. Rosser¹³⁶, E. Rossi⁴⁶, E. Rossi^{75a,75b}, E. Rossi^{70a,70b}, L.P. Rossi^{55b}, L. Rossini⁴⁶, R. Rosten¹⁴, M. Rotaru^{27b}, B. Rottler⁵², D. Rousseau⁶⁵, G. Rovelli^{71a,71b}, A. Roy¹¹, D. Roy^{33e}, A. Rozanov¹⁰², Y. Rozen¹⁶⁰, X. Ruan^{33e}, T.A. Ruggeri¹, F. Rühr⁵², A. Ruiz-Martinez¹⁷⁴, A. Rummeler³⁶, Z. Rurikova⁵², N.A. Rusakovich⁸⁰, H.L. Russell¹⁰⁴, L. Rustige^{38,47}, J.P. Rutherford⁷, E.M. Rüttinger¹⁴⁹, M. Rybar¹⁴², G. Rybkin⁶⁵, E.B. Rye¹³³, A. Ryzhov¹²³, J.A. Sabater Iglesias⁴⁶, P. Sabatini⁵³, L. Sabetta^{73a,73b}, S. Sacerdoti⁶⁵, H.F.-W. Sadrozinski¹⁴⁵, R. Sadykov⁸⁰, F. Safai Tehrani^{73a}, B. Safarzadeh Samani¹⁵⁶, M. Safdari¹⁵³, P. Saha¹²¹, S. Saha¹⁰⁴, M. Sahinsoy¹¹⁵, A. Sahu¹⁸², M. Saimpert³⁶, M. Saito¹⁶³, T. Saito¹⁶³, H. Sakamoto¹⁶³, D. Salamani⁵⁴, G. Salamanna^{75a,75b}, A. Salnikov¹⁵³, J. Salt¹⁷⁴, A. Salvador Salas¹⁴, D. Salvatore^{41a,41b}, F. Salvatore¹⁵⁶, A. Salvucci^{63a,63b,63c}, A. Salzburger³⁶, J. Samarati³⁶, D. Sammel⁵², D. Sampsonidis¹⁶², D. Sampsonidou¹⁶², J. Sánchez¹⁷⁴, A. Sanchez Pineda^{67a,67c}, H. Sandaker¹³³, C.O. Sander⁴⁶, I.G. Sanderswood⁹⁰, M. Sandhoff¹⁸², C. Sandoval^{22a}, D.P.C. Sankey¹⁴³, M. Sannino^{55a,55b}, Y. Sano¹¹⁷, A. Sansoni⁵¹, C. Santoni³⁸, H. Santos^{139a,139b}, S.N. Santpur¹⁸, A. Santra¹⁷⁴, K.A. Saoucha¹⁴⁹, A. Sapronov⁸⁰, J.G. Saraiva^{139a,139d}, O. Sasaki⁸², K. Sato¹⁶⁹, F. Sauerburger⁵², E. Sauvan⁵, P. Savard^{167,al}, R. Sawada¹⁶³, C. Sawyer¹⁴³, L. Sawyer^{96,af}, I. Sayago Galvan¹⁷⁴, C. Sbarra^{23b}, A. Sbrizzi^{67a,67c}, T. Scanlon⁹⁵, J. Schaarschmidt¹⁴⁸, P. Schacht¹¹⁵, D. Schaefer³⁷, L. Schaefer¹³⁶, S. Schaepe³⁶, U. Schäfer¹⁰⁰, A.C. Schaffer⁶⁵, D. Schaile¹¹⁴, R.D. Schamberger¹⁵⁵, E. Schanet¹¹⁴, C. Scharf¹⁹, N. Scharmberg¹⁰¹, V.A. Schegelsky¹³⁷, D. Scheirich¹⁴², F. Schenck¹⁹, M. Schernau¹⁷¹, C. Schiavi^{55a,55b}, L.K. Schildgen²⁴, Z.M. Schillaci²⁶, E.J. Schioppa^{68a,68b}, M. Schioppa^{41a,41b}, K.E. Schleicher⁵², S. Schlenker³⁶, K.R. Schmidt-Sommerfeld¹¹⁵, K. Schmieden³⁶, C. Schmitt¹⁰⁰, S. Schmitt⁴⁶, J.C. Schmoedel⁴⁶, L. Schoeffel¹⁴⁴, A. Schoening^{61b}, P.G. Scholer⁵², E. Schopf¹³⁴, M. Schott¹⁰⁰, J.F.P. Schouwenberg¹¹⁹, J. Schovancova³⁶, S. Schramm⁵⁴, F. Schroeder¹⁸², A. Schulte¹⁰⁰, H.-C. Schultz-Coulon^{61a}, M. Schumacher⁵², B.A. Schumm¹⁴⁵, Ph. Schune¹⁴⁴, A. Schwartzman¹⁵³, T.A. Schwarz¹⁰⁶, Ph. Schwemling¹⁴⁴, R. Schwienhorst¹⁰⁷, A. Sciandra¹⁴⁵, G. Sciolla²⁶, M. Scornajenghi^{41a,41b}, F. Scuri^{72a}, F. Scutti¹⁰⁵, L.M. Scyboz¹¹⁵, C.D. Sebastiani⁹¹, P. Seema¹⁹, S.C. Seidel¹¹⁸, A. Seiden¹⁴⁵, B.D. Seidlitz²⁹, T. Seiss³⁷, C. Seitz⁴⁶, J.M. Seixas^{81b}, G. Sekhniaidze^{70a}, S.J. Sekula⁴², N. Semprini-Cesari^{23a,23b}, S. Sen⁴⁹, C. Serfon²⁹, L. Serin⁶⁵, L. Serkin^{67a,67b}, M. Sessa^{60a}, H. Severini¹²⁸, S. Sevova¹⁵³, F. Sforza^{55a,55b}, A. Sfyrta⁵⁴, E. Shabalina⁵³, J.D. Shahinian¹⁴⁵, N.W. Shaikh^{45a,45b}, D. Shaked Renous¹⁸⁰, L.Y. Shan^{15a}, M. Shapiro¹⁸, A. Sharma¹³⁴, A.S. Sharma¹, P.B. Shatalov¹²⁴, K. Shaw¹⁵⁶, S.M. Shaw¹⁰¹, M. Shehade¹⁸⁰, Y. Shen¹²⁸, A.D. Sherman²⁵, P. Sherwood⁹⁵, L. Shi⁹⁵, S. Shimizu⁸², C.O. Shimmin¹⁸³, Y. Shimogama¹⁷⁹, M. Shimojima¹¹⁶, I.P.J. Shipsey¹³⁴, S. Shirabe¹⁶⁵, M. Shiyakova^{80,z}, J. Shlomi¹⁸⁰, A. Shmeleva¹¹¹, M.J. Shochet³⁷, J. Shojaii¹⁰⁵, D.R. Shope¹⁵⁴, S. Shrestha¹²⁷

E.M. Shrif^{33e}, E. Shulga¹⁸⁰, P. Sicho¹⁴⁰, A.M. Sickles¹⁷³, E. Sideras Haddad^{33e}, O. Sidiropoulou³⁶, A. Sidoti^{23a,23b}, F. Siegert⁴⁸, Dj. Sijacki¹⁶, M.Jr. Silva¹⁸¹, M.V. Silva Oliveira³⁶, S.B. Silverstein^{45a}, S. Simion⁶⁵, R. Simoniello¹⁰⁰, C.J. Simpson-allso²¹, S. Simsek^{12b}, P. Sinervo¹⁶⁷, V. Sinetckii¹¹³, S. Singh¹⁵², M. Sioli^{23a,23b}, I. Siral¹³¹, S.Yu. Sivoklov¹¹³, J. Sjölin^{45a,45b}, A. Skaf⁵³, E. Skorda⁹⁷, P. Skubic¹²⁸, M. Slawinska⁸⁵, K. Sliwa¹⁷⁰, R. Slovak¹⁴², V. Smakhtin¹⁸⁰, B.H. Smart¹⁴³, J. Smiesko^{28b}, N. Smirnov¹¹², S.Yu. Smirnov¹¹², Y. Smirnov¹¹², L.N. Smirnova^{113,r}, O. Smirnova⁹⁷, E.A. Smith³⁷, H.A. Smith¹³⁴, M. Smizanska⁹⁰, K. Smolek¹⁴¹, A. Smykiewicz⁸⁵, A.A. Snesarev¹¹¹, H.L. Snoek¹²⁰, I.M. Snyder¹³¹, S. Snyder²⁹, R. Sobie^{176,ab}, A. Soffer¹⁶¹, A. Sogaard⁵⁰, F. Sohns⁵³, C.A. Solans Sanchez³⁶, E.Yu. Soldatov¹¹², U. Soldevila¹⁷⁴, A.A. Solodkov¹²³, A. Soloshenko⁸⁰, O.V. Solovyanov¹²³, V. Solovye¹³⁷, P. Sommer¹⁴⁹, H. Son¹⁷⁰, W. Song¹⁴³, W.Y. Song^{168b}, A. Sopczak¹⁴¹, A.L. Sopio⁹⁵, F. Sopkova^{28b}, S. Sottocornola^{71a,71b}, R. Soualah^{67a,67c}, A.M. Soukharev^{122a,122b}, D. South⁴⁶, S. Spagnolo^{68a,68b}, M. Spalla¹¹⁵, M. Spangenberg¹⁷⁸, F. Spano⁹⁴, D. Sperlich⁵², T.M. Spieker^{61a}, G. Spigo³⁶, M. Spina¹⁵⁶, D.P. Spiteri⁵⁷, M. Spousta¹⁴², A. Stabile^{69a,69b}, B.L. Stamas¹²¹, R. Stamen^{61a}, M. Stamenkovic¹²⁰, E. Stanecka⁸⁵, B. Stanislaus¹³⁴, M.M. Stanitzki⁴⁶, M. Stankaityte¹³⁴, B. Stapf¹²⁰, E.A. Starchenko¹²³, G.H. Stark¹⁴⁵, J. Stark⁵⁸, P. Staroba¹⁴⁰, P. Starovoitov^{61a}, S. Stärz¹⁰⁴, R. Staszewski⁸⁵, G. Stavropoulos⁴⁴, M. Stegler⁴⁶, P. Steinberg²⁹, A.L. Steinhebel¹³¹, B. Stelzer^{152,168a}, H.J. Stelzer¹³⁸, O. Stelzer-Chilton^{168a}, H. Stenzel⁵⁶, T.J. Stevenson¹⁵⁶, G.A. Stewart³⁶, M.C. Stockton³⁶, G. Stoica^{27b}, M. Stolarski^{139a}, S. Stonjek¹¹⁵, A. Straessner⁴⁸, J. Strandberg¹⁵⁴, S. Strandberg^{45a,45b}, M. Strauss¹²⁸, T. Strebler¹⁰², P. Strizenc^{28b}, R. Ströhmer¹⁷⁷, D.M. Strom¹³¹, R. Stroynowski⁴², A. Strubig⁵⁰, S.A. Stucci²⁹, B. Stugu¹⁷, J. Stupak¹²⁸, N.A. Styles⁴⁶, D. Su¹⁵³, W. Su^{60c,148}, X. Su^{60a}, V.V. Sulin¹¹¹, M.J. Sullivan⁹¹, D.M.S. Sultan⁵⁴, S. Sultansoy^{4c}, T. Sumida⁸⁶, S. Sun¹⁰⁶, X. Sun¹⁰¹, K. Suruliz¹⁵⁶, C.J.E. Suster¹⁵⁷, M.R. Sutton¹⁵⁶, S. Suzuki⁸², M. Svatos¹⁴⁰, M. Swiatlowski^{168a}, S.P. Swift², T. Swirski¹⁷⁷, A. Sydorenko¹⁰⁰, I. Sykora^{28a}, M. Sykora¹⁴², T. Sykora¹⁴², D. Ta¹⁰⁰, K. Tackmann^{46,x}, J. Taenzer¹⁶¹, A. Taffard¹⁷¹, R. Tafirout^{168a}, E. Tagiev¹²³, R. Takashima⁸⁷, K. Takeda⁸³, T. Takeshita¹⁵⁰, E.P. Takeva⁵⁰, Y. Takubo⁸², M. Talby¹⁰², A.A. Talyshev^{122a,122b}, K.C. Tam^{63b}, N.M. Tamir¹⁶¹, J. Tanaka¹⁶³, R. Tanaka⁶⁵, S. Tapia Araya¹⁷³, S. Tapprogge¹⁰⁰, A. Tarek Abouelfadl Mohamed¹⁰⁷, S. Tarem¹⁶⁰, K. Tariq^{60b}, G. Tarna^{27b,d}, G.F. Tartarelli^{69a}, P. Tas¹⁴², M. Tasevsky¹⁴⁰, T. Tashiro⁸⁶, E. Tassi^{41a,41b}, A. Tavares Delgado^{139a}, Y. Tayalati^{35e}, A.J. Taylor⁵⁰, G.N. Taylor¹⁰⁵, W. Taylor^{168b}, H. Teagle⁹¹, A.S. Tee⁹⁰, R. Teixeira De Lima¹⁵³, P. Teixeira-Dias⁹⁴, H. Ten Kate³⁶, J.J. Teoh¹²⁰, S. Terada⁸², K. Terashi¹⁶³, J. Terron⁹⁹, S. Terzo¹⁴, M. Testa⁵¹, R.J. Teuscher^{167,ab}, S.J. Thais¹⁸³, N. Themistokleous⁵⁰, T. Thevenaux-Pelzer⁴⁶, F. Thiele⁴⁰, D.W. Thomas⁹⁴, J.O. Thomas⁴², J.P. Thomas²¹, E.A. Thompson⁴⁶, P.D. Thompson²¹, E. Thomson¹³⁶, E.J. Thorpe⁹³, R.E. Ticse Torres⁵³, V.O. Tikhomirov^{111,ah}, Yu.A. Tikhonov^{122a,122b}, S. Timoshenko¹¹², P. Tipton¹⁸³, S. Tisserant¹⁰², K. Todome^{23a,23b}, S. Todorova-Nova¹⁴², S. Todt⁴⁸, J. Tojo⁸⁸, S. Tokár^{28a}, K. Tokushuku⁸², E. Tolley¹²⁷, R. Tombs³², K.G. Tomiwa^{33e}, M. Tomoto¹¹⁷, L. Tompkins¹⁵³, P. Tornambe¹⁰³, E. Torrence¹³¹, H. Torres⁴⁸, E. Torró Pastor¹⁴⁸, C. Toscri¹³⁴, J. Toth^{102,aa}, D.R. Tovey¹⁴⁹, A. Traet¹⁷, C.J. Treado¹²⁵, T. Trefzger¹⁷⁷, F. Tresoldi¹⁵⁶, A. Tricoli²⁹, I.M. Trigger^{168a}, S. Trincz-Duvoid¹³⁵, D.A. Trischuk¹⁷⁵, W. Trischuk¹⁶⁷, B. Trocme⁵⁸, A. Trofymov⁶⁵, C. Troncon^{69a}, F. Trovato¹⁵⁶, L. Truong^{33c}, M. Trzebinski⁸⁵, A. Trzupek⁸⁵, F. Tsai⁴⁶, J.C.-L. Tseng¹³⁴, P.V. Tsiarshka^{108,ae}, A. Tsigotis^{162,u}, V. Tsiskaridze¹⁵⁵, E.G. Tskhadadze^{159a}, M. Tsopoulou¹⁶², I.I. Tsukerman¹²⁴, V. Tsulaia¹⁸, S. Tsuno⁸², D. Tsybychev¹⁵⁵, Y. Tu^{63b}, A. Tudorache^{27b}, V. Tudorache^{27b}, T.T. Tulbure^{27a}, A.N. Tuna⁵⁹, S. Turchikhin⁸⁰, D. Turgeman¹⁸⁰, I. Turk Cakir^{4b,s}, R.J. Turner²¹, R. Turra^{69a}, P.M. Tuts³⁹, S. Tzamarias¹⁶², E. Tzovara¹⁰⁰, K. Uchida¹⁶³, F. Ukegawa¹⁶⁹, G. Unal³⁶, M. Unal¹¹, A. Undrus²⁹, G. Unel¹⁷¹, F.C. Ungaro¹⁰⁵, Y. Unno⁸², K. Uno¹⁶³, J. Urban^{28b}, P. Urquijo¹⁰⁵, G. Usai⁸, Z. Uysal^{12d}, V. Vacek¹⁴¹, B. Vachon¹⁰⁴, K.O.H. Vadla¹³³, T. Vafeiadis³⁶, A. Vaidya⁹⁵, C. Valderanis¹¹⁴, E. Valdes Santurio^{45a,45b}, M. Valente⁵⁴, S. Valentineti^{23a,23b}, A. Valero¹⁷⁴, L. Valéry⁴⁶, R.A. Vallance²¹, A. Vallier³⁶, J.A. Valls Ferrer¹⁷⁴, T.R. Van Daalen¹⁴, P. Van Gemmeren⁶, S. Van Stroud⁹⁵, I. Van Vulpen¹²⁰, M. Vanadia^{74a,74b}, W. Vandelli³⁶, M. Vandenbroucke¹⁴⁴, E.R. Vandewall¹²⁹, A. Vaniachine¹⁶⁶, D. Vannicola^{73a,73b}, R. Vari^{73a}, E.W. Varnes⁷, C. Varni^{55a,55b}, T. Varol¹⁵⁸, D. Varouchas⁶⁵, K.E. Varvell¹⁵⁷, M.E. Vasile^{27b}, G.A. Vasquez¹⁷⁶, F. Vazeille³⁸, D. Vazquez Furelos¹⁴, T. Vazquez Schroeder³⁶, J. Veatch⁵³, V. Vecchio¹⁰¹, M.J. Veen¹²⁰, L.M. Veloce¹⁶⁷, F. Veloso^{139a,139c}, S. Veneziano^{73a}, A. Ventura^{68a,68b}, A. Verbytskyi¹¹⁵, V. Vercesi^{71a}, M. Verducci^{72a,72b}, C.M. Vergel Infante⁷⁹, C. Vergis²⁴, W. Verkerke¹²⁰, A.T. Vermeulen¹²⁰, J.C. Vermeulen¹²⁰, C. Vernieri¹⁵³, M.C. Vetterli^{152,al}, N. Viaux Maira^{146d}, T. Vickey¹⁴⁹, O.E. Vickey Boeriu¹⁴⁹, G.H.A. Viehhauser¹³⁴, L. Vigani^{61b}, M. Villa^{23a,23b}, M. Villaplana Perez³, E.M. Villhauer⁵⁰, E. Vilucchi⁵¹, M.G. Vincker³⁴, G.S. Virdee²¹, A. Vishwakarma⁵⁰, C. Vittori^{23a,23b}

I. Vivarelli¹⁵⁶ , M. Vogel¹⁸² , P. Vokac¹⁴¹ , S.E. von Buddenbrock^{33c} , E. Von Toerne²⁴ , V. Vorobel¹⁴² , K. Vorobev¹¹² , M. Vos¹⁷⁴ , J.H. Vosseveld⁹¹ , M. Vozak¹⁰¹ , N. Vranjes¹⁶ , M. Vranjes Milosavljevic¹⁶ , V. Vrba¹⁴¹ , M. Vreeswijk¹²⁰ , R. Vuillermet³⁶ , I. Vukotic³⁷ , S. Wada¹⁶⁹ , P. Wagner²⁴ , W. Wagner¹⁸² , J. Wagner-Kuhr¹¹⁴ , S. Wahdan¹⁸² , H. Wahlberg⁸⁹ , R. Wakasa¹⁶⁹ , V.M. Walbrecht¹¹⁵ , J. Walder¹⁴³ , R. Walker¹¹⁴ , S.D. Walker⁹⁴ , W. Walkowiak¹⁵¹ , V. Wallangen^{45a,45b} , A.M. Wang⁵⁹ , A.Z. Wang¹⁸¹ , C. Wang^{60a} , C. Wang^{60c} , F. Wang¹⁸¹ , H. Wang¹⁸ , H. Wang³ , J. Wang^{63a} , P. Wang⁴² , Q. Wang¹²⁸ , R.-J. Wang¹⁰⁰ , R. Wang^{60a} , R. Wang⁶ , S.M. Wang¹⁵⁸ , W.T. Wang^{60a} , W. Wang^{15c} , W.X. Wang^{60a} , Y. Wang^{60a} , Z. Wang¹⁰⁶ , C. Wanotayaroj⁴⁶ , A. Warburton¹⁰⁴ , C.P. Ward³² , D.R. Wardrope⁹⁵ , N. Warrack⁵⁷ , A.T. Watson²¹ , M.F. Watson²¹ , G. Watts¹⁴⁸ , B.M. Waugh⁹⁵ , A.F. Webb¹¹ , C. Weber²⁹ , M.S. Weber²⁰ , S.A. Weber³⁴ , S.M. Weber^{61a} , A.R. Weidberg¹³⁴ , J. Weingarten⁴⁷ , M. Weirich¹⁰⁰ , C. Weiser⁵² , P.S. Wells³⁶ , T. Wenaus²⁹ , B. Wendland⁴⁷ , T. Wengler³⁶ , S. Wenig³⁶ , N. Wermes²⁴ , M. Wessels^{61a} , T.D. Weston²⁰ , K. Whalen¹³¹ , A.M. Wharton⁹⁰ , A.S. White¹⁰⁶ , A. White⁸ , M.J. White¹ , D. Whiteson¹⁷¹ , B.W. Whitmore⁹⁰ , W. Wiedenmann¹⁸¹ , C. Wiel⁴⁸ , M. Wielers¹⁴³ , N. Wieseotte¹⁰⁰ , C. Wiglesworth⁴⁰ , L.A.M. Wiik-Fuchs⁵² , H.G. Wilkens³⁶ , L.J. Wilkins⁹⁴ , H.H. Williams¹³⁶ , S. Williams³² , S. Willocq¹⁰³ , P.J. Windischhofer¹³⁴ , I. Wingerter-Seez⁵ , E. Winkels¹⁵⁶ , F. Winklmeier¹³¹ , B.T. Winter⁵² , M. Wittgen¹⁵³ , M. Wobisch⁹⁶ , A. Wolf¹⁰⁰ , R. Wölker¹³⁴ , J. Wollrath⁵² , M.W. Wolter⁸⁵ , H. Wolters^{139a,139c} , V.W.S. Wong¹⁷⁵ , N.L. Woods¹⁴⁵ , S.D. Worm⁴⁶ , B.K. Wosiek⁸⁵ , K.W. Woźniak⁸⁵ , K. Wraight⁵⁷ , S.L. Wu¹⁸¹ , X. Wu⁵⁴ , Y. Wu^{60a} , J. Wuerzinger¹³⁴ , T.R. Wyatt¹⁰¹ , B.M. Wynne⁵⁰ , S. Xella⁴⁰ , L. Xia¹⁷⁸ , J. Xiang^{63c} , X. Xiao¹⁰⁶ , X. Xie^{60a} , I. Xiotidis¹⁵⁶ , D. Xu^{15a} , H. Xu^{60a} , H. Xu^{60a} , L. Xu²⁹ , T. Xu¹⁴⁴ , W. Xu¹⁰⁶ , Z. Xu^{60b} , Z. Xu¹⁵³ , B. Yabsley¹⁵⁷ , S. Yacoub^{33a} , K. Yajima¹³² , D.P. Yallup⁹⁵ , N. Yamaguchi⁸⁸ , Y. Yamaguchi¹⁶⁵ , A. Yamamoto⁸² , M. Yamatani¹⁶³ , T. Yamazaki¹⁶³ , Y. Yamazaki⁸³ , J. Yan^{60c} , Z. Yan²⁵ , H.J. Yang^{60c,60d} , H.T. Yang¹⁸ , S. Yang^{60a} , T. Yang^{63c} , X. Yang^{60b,58} , Y. Yang¹⁶³ , Z. Yang^{60a} , W.-M. Yao¹⁸ , Y.C. Yap⁴⁶ , Y. Yasu⁸² , E. Yatsenko^{60c} , H. Ye^{15c} , J. Ye⁴² , S. Ye²⁹ , I. Yeletsikh⁸⁰ , M.R. Yexley⁹⁰ , E. Yigitbasi²⁵ , P. Yin³⁹ , K. Yorita¹⁷⁹ , K. Yoshihara⁷⁹ , C.J.S. Young³⁶ , C. Young¹⁵³ , J. Yu⁷⁹ , R. Yuan^{60b,h} , X. Yue^{61a} , M. Zaazoua^{35e} , B. Zabinski⁸⁵ , G. Zacharis¹⁰ , E. Zaffaroni⁵⁴ , J. Zahreddine¹³⁵ , A.M. Zaitsev^{123,ag} , T. Zakareishvili^{159b} , N. Zakharchuk³⁴ , S. Zambito³⁶ , D. Zanzi³⁶ , D.R. Zaripovas⁵⁷ , S.V. Zeißner⁴⁷ , C. Zeitnitz¹⁸² , G. Zemaityte¹³⁴ , J.C. Zeng¹⁷³ , O. Zenin¹²³ , T. Ženiš^{28a} , D. Zerwas⁶⁵ , M. Zgubič¹³⁴ , B. Zhang^{15c} , D.F. Zhang^{15b} , G. Zhang^{15b} , J. Zhang⁶ , K. Zhang^{15a} , L. Zhang^{15c} , L. Zhang^{60a} , M. Zhang¹⁷³ , R. Zhang¹⁸¹ , S. Zhang¹⁰⁶ , X. Zhang^{60c} , X. Zhang^{60b} , Y. Zhang^{15a,15d} , Z. Zhang^{63a} , Z. Zhang⁶⁵ , P. Zhao⁴⁹ , Z. Zhao^{60a} , A. Zhemchugov⁸⁰ , Z. Zheng¹⁰⁶ , D. Zhong¹⁷³ , B. Zhou¹⁰⁶ , C. Zhou¹⁸¹ , H. Zhou⁷ , M.S. Zhou^{15a,15d} , M. Zhou¹⁵⁵ , N. Zhou^{60c} , Y. Zhou⁷ , C.G. Zhu^{60b} , C. Zhu^{15a,15d} , H.L. Zhu^{60a} , H. Zhu^{15a} , J. Zhu¹⁰⁶ , Y. Zhu^{60a} , X. Zhuang^{15a} , K. Zhukov¹¹¹ , V. Zhulanov^{122a,122b} , D. Zieminska⁶⁶ , N.I. Zimine⁸⁰ , S. Zimmermann⁵² , Z. Zinonos¹¹⁵ , M. Ziolkowski¹⁵¹ , L. Živković¹⁶ , G. Zobernig¹⁸¹ , A. Zoccoli^{23a,23b} , K. Zoch⁵³ , T.G. Zorbas¹⁴⁹ , R. Zou³⁷ , L. Zwalinski³⁶ 

¹ Department of Physics, University of Adelaide, Adelaide, Australia

² Physics Department, SUNY Albany, Albany, NY, USA

³ Department of Physics, University of Alberta, Edmonton, AB, Canada

⁴ (a) Department of Physics, Ankara University, Ankara, Turkey; (b) Istanbul Aydin University, Application and Research Center for Advanced Studies, Istanbul, Turkey; (c) Division of Physics, TOBB University of Economics and Technology, Ankara, Turkey

⁵ LAPP, Université Grenoble Alpes, Université Savoie Mont Blanc, CNRS/IN2P3, Annecy, France

⁶ High Energy Physics Division, Argonne National Laboratory, Argonne, IL, USA

⁷ Department of Physics, University of Arizona, Tucson, AZ, United States of America

⁸ Department of Physics, University of Texas at Arlington, Arlington, TX, USA

⁹ Physics Department, National and Kapodistrian University of Athens, Athens, Greece

¹⁰ Physics Department, National Technical University of Athens, Zografou, Greece

¹¹ Department of Physics, University of Texas at Austin, Austin, TX, USA

¹² (a) Bahcesehir University, Faculty of Engineering and Natural Sciences, Istanbul, ; (b) Istanbul Bilgi University, Faculty of Engineering and Natural Sciences, Istanbul, Turkey; (c) Department of Physics, Bogazici University, Istanbul, Turkey ; (d) Department of Physics Engineering, Gaziantep University, Gaziantep, Turkey

¹³ Institute of Physics, Azerbaijan Academy of Sciences, Baku, Azerbaijan

¹⁴ Institut de Física d'Altes Energies (IFAE), Barcelona Institute of Science and Technology, Barcelona, Spain

- 15 (a)Institute of High Energy Physics, Chinese Academy of Sciences, Beijing, China; (b)Physics Department, Tsinghua University, Beijing, China; (c)Department of Physics, Nanjing University, Nanjing, China; (d)University of Chinese Academy of Science (UCAS), Beijing, China
- 16 Institute of Physics, University of Belgrade, Belgrade, Serbia
- 17 Department for Physics and Technology, University of Bergen, Bergen, Norway
- 18 Physics Division, Lawrence Berkeley National Laboratory and University of California, Berkeley, CA, USA
- 19 Institut für Physik, Humboldt Universität zu Berlin, Berlin, Germany
- 20 Albert Einstein Center for Fundamental Physics and Laboratory for High Energy Physics, University of Bern, Bern, Switzerland
- 21 School of Physics and Astronomy, University of Birmingham, Birmingham, UK
- 22 (a)Facultad de Ciencias y Centro de Investigaciones, Universidad Antonio Nariño, Bogota, Colombia; (b)Departamento de Física, Universidad Nacional de Colombia, Bogota, Colombia
- 23 (a)Dipartimento di Fisica, INFN Bologna and Università di Bologna, Bologna, Italy; (b)INFN Sezione di Bologna, Bologna, Italy
- 24 Physikalisches Institut, Universität Bonn, Bonn, Germany
- 25 Department of Physics, Boston University, Boston, MA, USA
- 26 Department of Physics, Brandeis University, Waltham, MA, USA
- 27 (a)Transilvania University of Brasov, Brasov, Romania; (b)Horia Hulubei National Institute of Physics and Nuclear Engineering, Bucharest, Romania; (c)Department of Physics, Alexandru Ioan Cuza University of Iasi, Iasi, Romania ; (d)National Institute for Research and Development of Isotopic and Molecular Technologies, Physics Department, Cluj-Napoca, Romania; (e)University Politehnica Bucharest, Bucharest, Romania; (f)West University in Timisoara, Timisoara, Romania
- 28 (a)Faculty of Mathematics, Physics and Informatics, Comenius University, Bratislava, Slovak Republic; (b)Department of Subnuclear Physics, Institute of Experimental Physics of the Slovak Academy of Sciences, Kosice, Slovak Republic
- 29 Physics Department, Brookhaven National Laboratory, Upton, NY, USA
- 30 Departamento de Física, Universidad de Buenos Aires, Buenos Aires, Argentina
- 31 California State University, CA, USA
- 32 Cavendish Laboratory, University of Cambridge, Cambridge, UK
- 33 (a)Department of Physics, University of Cape Town, Cape Town, South Africa; (b)iThemba Labs, Western Cape, South Africa; (c)Department of Mechanical Engineering Science, University of Johannesburg, Johannesburg, South Africa ; (d)University of South Africa, Department of Physics, Pretoria, South Africa; (e)School of Physics, University of the Witwatersrand, Johannesburg, South Africa
- 34 Department of Physics, Carleton University, Ottawa, ON, Canada
- 35 (a)Faculté des Sciences Ain Chock, Réseau Universitaire de Physique des Hautes Energies - Université Hassan II, Casablanca, Morocco; (b)Faculté des Sciences, Université Ibn-Tofail, Kenitra, Morocco; (c)Faculté des Sciences Semlalia, Université Cadi Ayyad, LPHEA, Marrakech, Morocco; (d)Faculté des Sciences, Université Mohamed Premier and LPTPM, Oujda, Morocco; (e)Faculté des sciences, Université Mohammed V, Rabat, Morocco
- 36 CERN, Geneva, Switzerland
- 37 Enrico Fermi Institute, University of Chicago, Chicago, IL, USA
- 38 LPC, Université Clermont Auvergne, CNRS/IN2P3, Clermont-Ferrand, France
- 39 Nevis Laboratory, Columbia University, Irvington, NY, USA
- 40 Niels Bohr Institute, University of Copenhagen, Copenhagen, Denmark
- 41 (a)Dipartimento di Fisica, Università della Calabria, Rende, Italy; (b)INFN Gruppo Collegato di Cosenza, Laboratori Nazionali di Frascati, Frascati, Italy
- 42 Physics Department, Southern Methodist University, Dallas, TX, USA
- 43 Physics Department, University of Texas at Dallas, Richardson, TX, USA
- 44 National Centre for Scientific Research “Demokritos”, Agia Paraskevi, Greece
- 45 (a)Department of Physics, Stockholm University, Stockholm, Sweden; (b)Oskar Klein Centre, Stockholm, Sweden
- 46 Deutsches Elektronen-Synchrotron DESY, Hamburg and Zeuthen, Germany
- 47 Lehrstuhl für Experimentelle Physik IV, Technische Universität Dortmund, Dortmund, Germany
- 48 Institut für Kern- und Teilchenphysik, Technische Universität Dresden, Dresden, Germany
- 49 Department of Physics, Duke University, Durham, NC, USA
- 50 SUPA - School of Physics and Astronomy, University of Edinburgh, Edinburgh, UK

- 51 INFN e Laboratori Nazionali di Frascati, Frascati, Italy
- 52 Physikalisches Institut, Albert-Ludwigs-Universität Freiburg, Freiburg, Germany
- 53 II. Physikalisches Institut, Georg-August-Universität Göttingen, Göttingen, Germany
- 54 Département de Physique Nucléaire et Corpusculaire, Université de Genève, Geneva, Switzerland
- 55 ^(a)Dipartimento di Fisica, Università di Genova, Genoa, Italy; ^(b)INFN Sezione di Genova, Genoa, Italy
- 56 II. Physikalisches Institut, Justus-Liebig-Universität Giessen, Giessen, Germany
- 57 SUPA - School of Physics and Astronomy, University of Glasgow, Glasgow, UK
- 58 LPSC, Université Grenoble Alpes, CNRS/IN2P3, Grenoble INP, Grenoble, France
- 59 Laboratory for Particle Physics and Cosmology, Harvard University, Cambridge, MA, USA
- 60 ^(a)Department of Modern Physics and State Key Laboratory of Particle Detection and Electronics, University of Science and Technology of China, Hefei, China; ^(b)Institute of Frontier and Interdisciplinary Science and Key Laboratory of Particle Physics and Particle Irradiation (MOE), Shandong University, Qingdao, China; ^(c)School of Physics and Astronomy, Shanghai Jiao Tong University, KLPPAC-MoE, SKLPPC, Shanghai, China; ^(d)Tsung-Dao Lee Institute, Shanghai, China
- 61 ^(a)Kirchhoff-Institut für Physik, Ruprecht-Karls-Universität Heidelberg, Heidelberg, Germany; ^(b)Physikalisches Institut, Ruprecht-Karls-Universität Heidelberg, Heidelberg, Germany
- 62 Faculty of Applied Information Science, Hiroshima Institute of Technology, Hiroshima, Japan
- 63 ^(a)Department of Physics, Chinese University of Hong Kong, Shatin, N.T., Hong Kong, China; ^(b)Department of Physics, University of Hong Kong, Hong Kong, China; ^(c)Department of Physics and Institute for Advanced Study, Hong Kong University of Science and Technology, Clear Water Bay, Kowloon, Hong Kong, China
- 64 Department of Physics, National Tsing Hua University, Hsinchu, Taiwan
- 65 IJCLab, Université Paris-Saclay, CNRS/IN2P3, 91405, Orsay, France
- 66 Department of Physics, Indiana University, Bloomington, IN, United States of America
- 67 ^(a)INFN Gruppo Collegato di Udine, Sezione di Trieste, Udine, Italy; ^(b)ICTP, Trieste, Italy; ^(c)Dipartimento Politecnico di Ingegneria e Architettura, Università di Udine, Udine, Italy
- 68 ^(a)INFN Sezione di Lecce, Lecce, Italy; ^(b)Dipartimento di Matematica e Fisica, Università del Salento, Lecce, Italy
- 69 ^(a)INFN Sezione di Milano, Milan, Italy; ^(b)Dipartimento di Fisica, Università di Milano, Milan, Italy
- 70 ^(a)INFN Sezione di Napoli, Napoli, Italy; ^(b)Dipartimento di Fisica, Università di Napoli, Napoli, Italy
- 71 ^(a)INFN Sezione di Pavia, Pavia, Italy; ^(b)Dipartimento di Fisica, Università di Pavia, Pavia, Italy
- 72 ^(a)INFN Sezione di Pisa, Pisa, Italy; ^(b)Dipartimento di Fisica E. Fermi, Università di Pisa, Pisa, Italy
- 73 ^(a)INFN Sezione di Roma, Rome, Italy; ^(b)Dipartimento di Fisica, Sapienza Università di Roma, Rome, Italy
- 74 ^(a)INFN Sezione di Roma Tor Vergata, Rome, Italy; ^(b)Dipartimento di Fisica, Università di Roma Tor Vergata, Rome, Italy
- 75 ^(a)INFN Sezione di Roma Tre, Rome, Italy; ^(b)Dipartimento di Matematica e Fisica, Università Roma Tre, Rome, Italy
- 76 ^(a)INFN-TIFPA, Trento, Italy; ^(b)Università degli Studi di Trento, Trento, Italy
- 77 Institut für Astro- und Teilchenphysik, Leopold-Franzens-Universität, Innsbruck, Austria
- 78 University of Iowa, Iowa City, IA, USA
- 79 Department of Physics and Astronomy, Iowa State University, Ames, IA, USA
- 80 Joint Institute for Nuclear Research, Dubna, Russia
- 81 ^(a)Departamento de Engenharia Elétrica, Universidade Federal de Juiz de Fora (UFJF), Juiz de Fora, Brazil ; ^(b)Universidade Federal do Rio De Janeiro COPPE/EE/IF, Rio de Janeiro, Brazil; ^(c)Instituto de Física, Universidade de São Paulo, São Paulo, Brazil
- 82 KEK, High Energy Accelerator Research Organization, Tsukuba, Japan
- 83 Graduate School of Science, Kobe University, Kobe, Japan
- 84 ^(a)AGH University of Science and Technology, Faculty of Physics and Applied Computer Science, Krakow, Poland ; ^(b)Marian Smoluchowski Institute of Physics, Jagiellonian University, Krakow, Poland
- 85 Institute of Nuclear Physics Polish Academy of Sciences, Krakow, Poland
- 86 Faculty of Science, Kyoto University, Kyoto, Japan
- 87 Kyoto University of Education, Kyoto, Japan
- 88 Research Center for Advanced Particle Physics and Department of Physics, Kyushu University, Fukuoka, Japan
- 89 Instituto de Física La Plata, Universidad Nacional de La Plata and CONICET, La Plata, Argentina
- 90 Physics Department, Lancaster University, Lancaster, United Kingdom
- 91 Oliver Lodge Laboratory, University of Liverpool, Liverpool, UK

- ⁹² Department of Experimental Particle Physics, Jožef Stefan Institute and Department of Physics, University of Ljubljana, Ljubljana, Slovenia
- ⁹³ School of Physics and Astronomy, Queen Mary University of London, London, UK
- ⁹⁴ Department of Physics, Royal Holloway University of London, Egham, UK
- ⁹⁵ Department of Physics and Astronomy, University College London, London, UK
- ⁹⁶ Louisiana Tech University, Ruston, LA, USA
- ⁹⁷ Fysiska institutionen, Lunds universitet, Lund, Sweden
- ⁹⁸ Centre de Calcul de l'Institut National de Physique Nucléaire et de Physique des Particules (IN2P3), Villeurbanne, France
- ⁹⁹ Departamento de Física Teórica C-15 and CIAFF, Universidad Autónoma de Madrid, Madrid, Spain
- ¹⁰⁰ Institut für Physik, Universität Mainz, Mainz, Germany
- ¹⁰¹ School of Physics and Astronomy, University of Manchester, Manchester, UK
- ¹⁰² CPPM, Aix-Marseille Université, CNRS/IN2P3, Marseille, France
- ¹⁰³ Department of Physics, University of Massachusetts, Amherst, MA, USA
- ¹⁰⁴ Department of Physics, McGill University, Montreal, QC, Canada
- ¹⁰⁵ School of Physics, University of Melbourne, Victoria, Australia
- ¹⁰⁶ Department of Physics, University of Michigan, Ann Arbor, MI, USA
- ¹⁰⁷ Department of Physics and Astronomy, Michigan State University, East Lansing, MI, USA
- ¹⁰⁸ B.I. Stepanov Institute of Physics, National Academy of Sciences of Belarus, Minsk, Belarus
- ¹⁰⁹ Research Institute for Nuclear Problems of Byelorussian State University, Minsk, Belarus
- ¹¹⁰ Group of Particle Physics, University of Montreal, Montreal, QC, Canada
- ¹¹¹ P.N. Lebedev Physical Institute of the Russian Academy of Sciences, Moscow, Russia
- ¹¹² National Research Nuclear University MEPhI, Moscow, Russia
- ¹¹³ D.V. Skobeltsyn Institute of Nuclear Physics, M.V. Lomonosov Moscow State University, Moscow, Russia
- ¹¹⁴ Fakultät für Physik, Ludwig-Maximilians-Universität München, Munich, Germany
- ¹¹⁵ Max-Planck-Institut für Physik (Werner-Heisenberg-Institut), Munich, Germany
- ¹¹⁶ Nagasaki Institute of Applied Science, Nagasaki, Japan
- ¹¹⁷ Graduate School of Science and Kobayashi-Maskawa Institute, Nagoya University, Nagoya, Japan
- ¹¹⁸ Department of Physics and Astronomy, University of New Mexico, Albuquerque, NM, USA
- ¹¹⁹ Institute for Mathematics, Astrophysics and Particle Physics, Radboud University Nijmegen/Nikhef, Nijmegen, Netherlands
- ¹²⁰ Nikhef National Institute for Subatomic Physics and University of Amsterdam, Amsterdam, Netherlands
- ¹²¹ Department of Physics, Northern Illinois University, DeKalb, IL, USA
- ¹²² ^(a)Budker Institute of Nuclear Physics and NSU, SB RAS, Novosibirsk, Russia; ^(b)Novosibirsk State University Novosibirsk, Novosibirsk, Russia
- ¹²³ Institute for High Energy Physics of the National Research Centre Kurchatov Institute, Protvino, Russia
- ¹²⁴ Institute for Theoretical and Experimental Physics named by A.I. Alikhanov of National Research Centre “Kurchatov Institute”, Moscow, Russia
- ¹²⁵ Department of Physics, New York University, New York, NY, USA
- ¹²⁶ Ochanomizu University, Otsuka, Bunkyo-ku, Tokyo, Japan
- ¹²⁷ Ohio State University, Columbus, OH, USA
- ¹²⁸ Homer L. Dodge Department of Physics and Astronomy, University of Oklahoma, Norman, OK, USA
- ¹²⁹ Department of Physics, Oklahoma State University, Stillwater, OK, USA
- ¹³⁰ Palacký University, RCPTM, Joint Laboratory of Optics, Olomouc, Czech Republic
- ¹³¹ Institute for Fundamental Science, University of Oregon, Eugene, OR, USA
- ¹³² Graduate School of Science, Osaka University, Osaka, Japan
- ¹³³ Department of Physics, University of Oslo, Oslo, Norway
- ¹³⁴ Department of Physics, Oxford University, Oxford, UK
- ¹³⁵ LPNHE, Sorbonne Université, Université de Paris, CNRS/IN2P3, Paris, France
- ¹³⁶ Department of Physics, University of Pennsylvania, Philadelphia, PA, USA
- ¹³⁷ Konstantinov Nuclear Physics Institute of National Research Centre “Kurchatov Institute”, PNPI, St. Petersburg, Russia
- ¹³⁸ Department of Physics and Astronomy, University of Pittsburgh, Pittsburgh, PA, USA

- 139 (a)Laboratório de Instrumentação e Física Experimental de Partículas - LIP, Lisbon, Portugal; (b)Departamento de Física, Faculdade de Ciências, Universidade de Lisboa, Lisbon, Portugal; (c)Departamento de Física, Universidade de Coimbra, Coimbra, Portugal; (d)Centro de Física Nuclear da Universidade de Lisboa, Lisbon, Portugal; (e)Departamento de Física, Universidade do Minho, Braga, Portugal; (f)Departamento de Física Teórica y del Cosmos, Universidad de Granada, Granada, Spain; (g)Dep Física and CEFITEC of Faculdade de Ciências e Tecnologia, Universidade Nova de Lisboa, Caparica, Portugal; (h)Instituto Superior Técnico, Universidade de Lisboa, Lisbon, Portugal
- 140 Institute of Physics of the Czech Academy of Sciences, Prague, Czech Republic
- 141 Czech Technical University in Prague, Prague, Czech Republic
- 142 Charles University, Faculty of Mathematics and Physics, Prague, Czech Republic
- 143 Particle Physics Department, Rutherford Appleton Laboratory, Didcot, UK
- 144 IRFU, CEA, Université Paris-Saclay, Gif-sur-Yvette, France
- 145 Santa Cruz Institute for Particle Physics, University of California Santa Cruz, Santa Cruz, CA, USA
- 146 (a)Departamento de Física, Pontificia Universidad Católica de Chile, Santiago, Chile; (b)Universidad Andres Bello, Department of Physics, Santiago, Chile; (c)Instituto de Alta Investigación, Universidad de Tarapacá, Arica, Chile; (d)Departamento de Física, Universidad Técnica Federico Santa María, Valparaíso, Chile
- 147 Universidade Federal de São João del Rei (UFSJ), São João del Rei, Brazil
- 148 Department of Physics, University of Washington, Seattle, WA, USA
- 149 Department of Physics and Astronomy, University of Sheffield, Sheffield, UK
- 150 Department of Physics, Shinshu University, Nagano, Japan
- 151 Department Physik, Universität Siegen, Siegen, Germany
- 152 Department of Physics, Simon Fraser University, Burnaby, BC, Canada
- 153 SLAC National Accelerator Laboratory, Stanford, CA, USA
- 154 Physics Department, Royal Institute of Technology, Stockholm, Sweden
- 155 Departments of Physics and Astronomy, Stony Brook University, Stony Brook, NY, USA
- 156 Department of Physics and Astronomy, University of Sussex, Brighton, UK
- 157 School of Physics, University of Sydney, Sydney, Australia
- 158 Institute of Physics, Academia Sinica, Taipei, Taiwan
- 159 (a)E. Andronikashvili Institute of Physics, Iv. Javakhishvili Tbilisi State University, Tbilisi, Georgia; (b)High Energy Physics Institute, Tbilisi State University, Tbilisi, Georgia
- 160 Department of Physics, Technion, Israel Institute of Technology, Haifa, Israel
- 161 Raymond and Beverly Sackler School of Physics and Astronomy, Tel Aviv University, Tel Aviv, Israel
- 162 Department of Physics, Aristotle University of Thessaloniki, Thessaloniki, Greece
- 163 International Center for Elementary Particle Physics and Department of Physics, University of Tokyo, Tokyo, Japan
- 164 Graduate School of Science and Technology, Tokyo Metropolitan University, Tokyo, Japan
- 165 Department of Physics, Tokyo Institute of Technology, Tokyo, Japan
- 166 Tomsk State University, Tomsk, Russia
- 167 Department of Physics, University of Toronto, Toronto, ON, Canada
- 168 (a)TRIUMF, Vancouver, BC, Canada; (b)Department of Physics and Astronomy, York University, Toronto, ON, Canada
- 169 Division of Physics and Tomonaga Center for the History of the Universe, Faculty of Pure and Applied Sciences, University of Tsukuba, Tsukuba, Japan
- 170 Department of Physics and Astronomy, Tufts University, Medford, MA, USA
- 171 Department of Physics and Astronomy, University of California Irvine, Irvine, CA, USA
- 172 Department of Physics and Astronomy, University of Uppsala, Uppsala, Sweden
- 173 Department of Physics, University of Illinois, Urbana, IL, USA
- 174 Instituto de Física Corpuscular (IFIC), Centro Mixto Universidad de Valencia - CSIC, Valencia, Spain
- 175 Department of Physics, University of British Columbia, Vancouver, BC, Canada
- 176 Department of Physics and Astronomy, University of Victoria, Victoria, BC, Canada
- 177 Fakultät für Physik und Astronomie, Julius-Maximilians-Universität Würzburg, Würzburg, Germany
- 178 Department of Physics, University of Warwick, Coventry, UK
- 179 Waseda University, Tokyo, Japan
- 180 Department of Particle Physics and Astrophysics, Weizmann Institute of Science, Rehovot, Israel
- 181 Department of Physics, University of Wisconsin, Madison, WI, USA

- ¹⁸² Fakultät für Mathematik und Naturwissenschaften, Fachgruppe Physik, Bergische Universität Wuppertal, Wuppertal, Germany
- ¹⁸³ Department of Physics, Yale University, New Haven, CT, USA
- ^a Also at Borough of Manhattan Community College, City University of New York, NY, USA
- ^b Also at Centro Studi e Ricerche Enrico Fermi, Italy
- ^c Also at CERN, Geneva, Switzerland
- ^d Also at CPPM, Aix-Marseille Université, CNRS/IN2P3, Marseille, France
- ^e Also at Département de Physique Nucléaire et Corpusculaire, Université de Genève, Genève, Switzerland
- ^f Also at Departament de Física de la Universitat Autònoma de Barcelona, Barcelona, Spain
- ^g Also at Department of Financial and Management Engineering, University of the Aegean, Chios, Greece
- ^h Also at Department of Physics and Astronomy, Michigan State University, East Lansing, MI, USA
- ⁱ Also at Department of Physics and Astronomy, University of Louisville, Louisville, KY, USA
- ^j Also at Department of Physics, Ben Gurion University of the Negev, Beer Sheva, Israel
- ^k Also at Department of Physics, California State University, East Bay, USA
- ^l Also at Department of Physics, California State University, Fresno, USA
- ^m Also at Department of Physics, California State University, Sacramento, USA
- ⁿ Also at Department of Physics, King's College London, London, UK
- ^o Also at Department of Physics, St. Petersburg State Polytechnical University, St. Petersburg, Russia
- ^p Also at Department of Physics, University of Fribourg, Fribourg, Switzerland
- ^q Also at Dipartimento di Matematica, Informatica e Fisica, Università di Udine, Udine, Italy
- ^r Also at Faculty of Physics, M.V. Lomonosov Moscow State University, Moscow, Russia
- ^s Also at Giresun University, Faculty of Engineering, Giresun, Turkey
- ^t Also at Graduate School of Science, Osaka University, Osaka, Japan
- ^u Also at Hellenic Open University, Patras, Greece
- ^v Also at IJCLab, Université Paris-Saclay, CNRS/IN2P3, 91405, Orsay, France
- ^w Also at Institutio Catalana de Recerca i Estudis Avancats, ICREA, Barcelona, Spain
- ^x Also at Institut für Experimentalphysik, Universität Hamburg, Hamburg, Germany
- ^y Also at Institute for Mathematics, Astrophysics and Particle Physics, Radboud University Nijmegen/Nikhef, Nijmegen, Netherlands
- ^z Also at Institute for Nuclear Research and Nuclear Energy (INRNE) of the Bulgarian Academy of Sciences, Sofia, Bulgaria
- ^{aa} Also at Institute for Particle and Nuclear Physics, Wigner Research Centre for Physics, Budapest, Hungary
- ^{ab} Also at Institute of Particle Physics (IPP), Canada
- ^{ac} Also at Institute of Physics, Azerbaijan Academy of Sciences, Baku, Azerbaijan
- ^{ad} Also at Instituto de Física Teórica, IFT-UAM/CSIC, Madrid, Spain
- ^{ae} Also at Joint Institute for Nuclear Research, Dubna, Russia
- ^{af} Also at Louisiana Tech University, Ruston, LA, USA
- ^{ag} Also at Moscow Institute of Physics and Technology State University, Dolgoprudny, Russia
- ^{ah} Also at National Research Nuclear University MEPhI, Moscow, Russia
- ^{ai} Also at Physics Department, An-Najah National University, Nablus, Palestine
- ^{aj} Also at Physikalisches Institut, Albert-Ludwigs-Universität Freiburg, Freiburg, Germany
- ^{ak} Also at The City College of New York, NY, USA
- ^{al} Also at TRIUMF, Vancouver, BC, Canada
- ^{am} Also at Università di Napoli Parthenope, Napoli, Italy
- ^{an} Also at University of Chinese Academy of Sciences (UCAS), Beijing, China
- * Deceased