

Five WC9 stars discovered in the AAO/UKST H α survey

E. C. Hopewell,^{1*} M. J. Barlow,² J. E. Drew,¹ Y. C. Unruh,¹ Q. A. Parker,^{3,4}
M. J. Pierce,⁵ P. A. Crowther,⁶ C. Knigge,⁷ S. Phillipps⁵ and A. A. Zijlstra⁸

¹*Imperial College of Science, Technology and Medicine, Blackett Laboratory, Exhibition Road, London SW7 2AZ*

²*University College London, Department of Physics & Astronomy, Gower Street, London WC1E 6BT*

³*Department of Physics, Macquarie University, NSW 2109, Australia*

⁴*Anglo-Australian Observatory, PO Box 296, Epping, NSW 1710, Australia*

⁵*Astrophysics Group, Department of Physics, Bristol University, Tyndall Avenue, Bristol BS8 1TL*

⁶*Department of Physics & Astronomy, University of Sheffield, Hicks Building, Hounsfield Road, Sheffield S3 7RH*

⁷*Department of Physics and Astronomy, University of Southampton, Southampton SO17 1BJ*

⁸*The University of Manchester, School of Physics & Astronomy, PO Box 88, Manchester M60 1QD*

Accepted 2005 August 1. Received 2005 July 22; in original form 2005 May 11

ABSTRACT

We report the discovery of five massive Wolf–Rayet (WR) stars resulting from a programme of follow-up spectroscopy of candidate emission-line stars in the Anglo-Australian Observatory United Kingdom Schmidt Telescope (AAO/UKST) Southern Galactic Plane H α survey. The 6195–6775 Å spectra of the stars are presented and discussed. A WC9 class is assigned to all five stars through comparison of their spectra with those of known late-type WC stars, bringing the known total number of Galactic WC9 stars to 44. Whilst three of the five WC9 stars exhibit near-infrared (NIR) excesses characteristic of hot dust emission (as seen in the great majority of known WC9 stars), we find that two of the stars show no discernible evidence of such excesses. This increases the number of known WC9 stars without NIR excesses to seven. Reddenings and distances for all five stars are estimated.

Key words: surveys – circumstellar matter – stars: Wolf–Rayet – Galaxy: stellar content.

1 INTRODUCTION

Massive Wolf–Rayet (WR) stars are important objects of study for two reasons. First, the WR phase of massive star evolution has itself been a significant challenge to models of extreme mass loss (Hillier 2003) and represents the likely precursor stage to chemically peculiar core-collapse supernovae (type Ib and Ic: Woosley, Heger & Weaver 2002), which has directed attention towards understanding their structure and variety. Secondly, their Galactic demographics both as a function of WR subtype and, more generally, as markers of star-forming activity has also attracted attention in order to achieve a better understanding of their stellar evolutionary origins (Maeder & Meynet 2000) and their impact, as luminous objects blowing chemically enriched, high-speed winds into their Galactic environments (e.g. Homeier et al. 2003).

WR stars possess very distinctive spectra, dominated by high-contrast, broad emission lines. This reflects the strong mass loss that follows on from the loss of the hydrogen-rich atmosphere that these stars were born with, as higher mass ($\gtrsim 25 M_{\odot}$) O stars. WR stars are most commonly H-deficient objects and so do not normally display prominent hydrogen emission lines in their spectra, but are characterized instead by strong emission lines of He, N and C. The

equivalent width (EW) ratios between the various emission lines in WR spectra allow their classification into subclasses and subtypes. WR stars whose spectra are dominated by lines of nitrogen and helium are termed WN stars, whilst stars displaying strong carbon, oxygen and helium lines are assigned WC or WO classifications. Subtypes then refer to the ionization degree of the star with the WN 3–9 and WC 4–9 sequences each going from higher to lower ionization states.

This paper presents the discovery of five Galactic massive WR stars, by means of spectroscopic follow-up of the Anglo-Australian Observatory United Kingdom Schmidt Telescope (AAO/UKST) H α Survey of the Southern Galactic Plane and Magellanic Clouds (Parker et al. 2005). These new discoveries are located in a relatively small sky area, roughly centred on $\ell \sim 339^{\circ}$, $b \sim 1^{\circ}$ and spanning just $4 \times 2 \text{ deg}^2$. The exceptionally dense young star cluster Westerlund 1 (Wd 1; Westerlund 1987; Clark & Negueruela 2002) lies near the edge of this region. Intriguingly, these five objects were the only WR stars discovered in spectroscopy of targets within a larger 62 deg² area, which also yielded more than 70 new H α emission-line stars (Hopewell et al., in preparation). Two of our discoveries lie within the sky area covered by Shara et al. (1991, 1999), in their blue narrow-band search for WR stars.

It is striking that all five new WR stars are shown to belong to the same spectral subtype (WC9) and all are reasonably bright, with R magnitudes in the range $14 \lesssim R \lesssim 16$. The total number of known

*E-mail: ella.hopewell@imperial.ac.uk

Galactic WC9 stars previously stood at 39 (van der Hucht 2001, 30; Homeier et al. 2003, 3; LaVine, Eikenberry & Davis 2003, 2; Negueruela & Clark 2005, 4 in Wd 1) and, as such, the five discoveries reported here represent a significant addition to this sample. The observations revealing them were obtained a year after and using the same spectroscopic facility as the discovery observations of only the fourth known Galactic WO star, WR 93b (Drew et al. 2004).

The AAO/UKST H α Survey of the Southern Galactic Plane and Magellanic Clouds was the last photographic UKST sky survey to be carried out. It is described in full by Parker et al. (2005). It was a narrow-band photographic sky survey of the entire Southern plane of the Milky Way for Galactic latitudes $-10^\circ < b < +10^\circ$ and consisted of 233 Galactic plane and 40 Magellanic Cloud fields on 4° centres. The survey was completed in 2003 and is available online, as SuperCOSMOS scans of the original survey films at 10- μ m resolution (Super COSMOS H α Survey data base, located at <http://www-wfau.roe.ac.uk/sss/halpha/>). This survey used a high-specification, single-element H α interference filter with a 70-Å bandpass. This, together with fine-grained Tech-Pan emulsion¹ as the detector, allowed a survey of Galactic ionized hydrogen, combining large area coverage with good sensitivity and arcsecond resolution. For each field, the aim was to take 15-min broad-band short-red exposures alongside the 3-h H α exposures to produce contemporaneous exposure pairs. In the SHS, the H α and short-red data are combined with *I*-band data from the older UKST Infrared (IVN) Southern Sky Survey.

Since the completion of the survey, a programme of spectroscopic confirmation of point-source candidate H α emitters from the SHS data base has been undertaken, using the UKST 6-degree Field (6dF) multi-object facility. This programme is finding all types of H α emitting point sources in the Galaxy, many of which represent short-lived evolutionary phases that are, correspondingly, rarely observed. Here, the focus is on WR stars: their detection via the UKST survey and SHS data base, typically resulting from the inclusion of the strong He II and/or C II lines at ~ 6570 Å within the H α filter bandpass.

The paper is organized as follows. Section 2 discusses the method of target selection used for the UKST 6dF follow-up spectroscopy programme and gives magnitudes and positions for the new WR stars. Section 3 then provides information about the observations and explains the relevant data reduction procedures. The 6dF data, details of spectral subtype identification and comments on individual spectra are presented in Section 4. We then consider estimates of the dust emission, reddening and distances to the new WR stars in Section 5. Finally, we close in Section 6 with a comparison of this red selection of WR stars to selections made at other wavelengths and a brief comment on how these new stars relate to the previously known WC9 sample.

2 SELECTION OF SPECTROSCOPIC TARGETS FROM THE UKST H α SOUTHERN GALACTIC PLANE SURVEY

The discovery of the five new WC9 stars presented in this paper resulted from observations of SHS fields HAL0348, 0349, 0413 and 0414, whose field centres and positions are shown in Table 1. As would be expected for fields straddling the Galactic equator, HAL0349 and 0414 are highly reddened regions with $E(B - V) > 3$ predicted for extragalactic objects observed along these sightlines (Schlegel, Finkbeiner & Davis 1998). These fields also include a

¹ Kodak, Rochester NY, USA.

Table 1. The $4^\circ \times 4^\circ$ AAO/UKST H α Survey field centres in 1950 and Galactic coordinates.

Field	RA (1950)	Dec. (1950)	ℓ	b
HAL0348	16 ^h 00 ^m 00 ^s	-48°00'00"	332°7	+3°3
HAL0349	16 ^h 24 ^m 00 ^s	-48°00'00"	335°7	+0°5
HAL0413	16 ^h 30 ^m 00 ^s	-44°00'00"	339°3	+2°5
HAL0414	16 ^h 52 ^m 00 ^s	-44°00'00"	341°9	-0°4

few extremely reddened regions for which $E(B - V) \gtrsim 15$. Fields HA0348 and 0413 lie a few degrees higher in Galactic latitude, and consequently cover regions of less intense reddening where the average extinctions are $1 \lesssim E(B - V) \lesssim 2.5$ and $1 \lesssim E(B - V) \lesssim 6$, respectively.

When selecting this region of the Galactic plane for follow-up, we were motivated in part by the presence of the star cluster Wd 1 in the corner of HAL0414. Wd 1 is a highly reddened young open cluster whose population has been shown to be rich in massive post-main-sequence stars (Westerlund 1987; Clark & Negueruela 2002; Clark et al. 2005). These studies have revealed a considerable population of supergiants, hypergiants and WR stars in the cluster and prompted us to observe the surrounding region to investigate the environment of this extraordinary cluster.

Target selection was conducted by considering the positions of the objects in a plot of $(R - I)$ colour versus $(R - H\alpha)$ excess for all SHS point sources within a specified R magnitude range. However, within these $4^\circ \times 4^\circ$ fields, the location of the stellar locus in this colour-colour plot can be seen to change with position in the field, owing to variations in the effective magnitude calibration across it. Therefore, when identifying the objects for spectroscopic follow-up, the fields were broken down into 16 smaller $1^\circ \times 1^\circ$ regions and the H α emission candidates selected from these subsamples. Two magnitude ranges were considered separately for selecting targets, $12 < R < 14.5$ and $14.5 < R < 16.3$. Fig. 1 demonstrates how the targets were selected for the area that contained WR 75aa, one of the new discoveries. From this sample of ~ 5000 stars, 22 were selected as candidates for follow-up spectroscopy, all falling between $0 < (R - I) < 3$ and on the H α excess side of the main stellar locus. Objects with $(R - H\alpha)$ colours in the excess region, but $(R - I) > 3$, were not selected as this region of the plot becomes increasingly

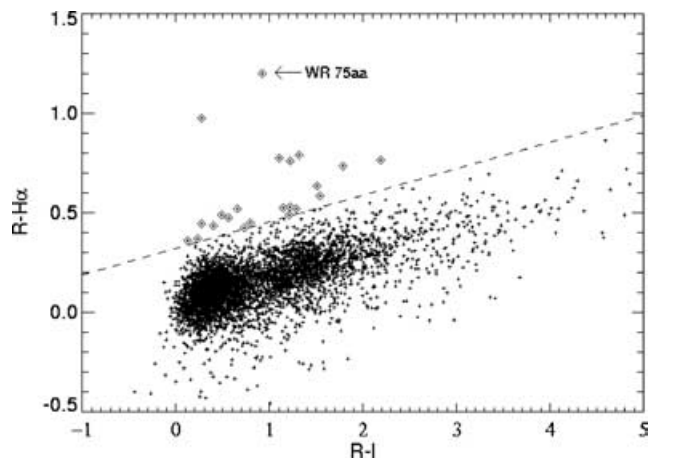


Figure 1. A plot of $(R - H\alpha)$ versus $(R - I)$ for all SHS catalogue point sources within the 1° box containing WR 75aa that satisfy $14 < R < 16.3$ as given by the SHS data base. The dashed line indicates the selection limit whilst the diamonds show the sources that were selected for spectroscopic follow-up.

Table 2. Designations (including J2000 positions) and SHS magnitudes for the new Wolf–Rayet stars. The WR catalogue names in the left-hand column are named according to the conventions of the van der Hucht (2001) catalogue of massive WR stars.

WR No.	SHS designation	SHS field	ℓ	b	SuperCOSMOS magnitudes		
					$H\alpha$	R	I
75aa	SHS J162620.2–455946	413	337°02	+2°17	13.85	15.31	14.18
75c	SHS J163403.6–434025	413	339°65	+2°77	12.78	13.96	13.12
75d	SHS J163417.5–460852	349	337°86	+1°06	13.27	14.03	12.30
77aa	SHS J164646.3–454758	414	339°56	−0°33	14.59	15.79	13.51
77t	SHS J165057.6–434028	414	341°66	+0°47	14.57	15.87	13.00

populated with late-type stars, whose optical spectra contain molecular bands, which lead to their colours mimicking those of $H\alpha$ excess objects. WR stars require $\sim E(B - V) > 5$ in order to display such colours, so this selection cut also serves to exclude severely reddened stars.

Basic data for the five new WR stars, including the initial SuperCOSMOS magnitudes used to select these objects as targets, are given in Table 2. The R and $H\alpha$ magnitudes in the table refer to the AAO/UKST measurements, however the I magnitudes listed in the SHS catalogue were derived through matching SHS sources with I -band data from UKST IVN Surveys. WR star names have been assigned in line with the convention used within the Seventh Catalogue of Galactic Wolf–Rayet stars (van der Hucht 2001) and we will hereafter refer to the new WR stars by these designations. In Table 2, we also introduce the International Astronomical Union (IAU) registered naming convention for stars picked out from the SHS: namely, SHS JHHMMSS.s+DDMMSS (J2000 coordinates).

From Figs 1 and 2, it can be seen that, with the possible exception of WR 75d, the new WC9 stars were obvious high-priority

candidates for spectroscopic follow-up, displaying the largest ($R - H\alpha$) excesses in their subfields. WR 75d appears to lie in a more populated region of the diagram. However, the objects nearby were nearly all discounted for follow-up as on closer inspection they were revealed to have spurious $H\alpha$ excesses resulting from the confusion of two or more objects in the digitizing process.

In the case of the candidate that became WR 75aa, the process of checking selected targets against known objects revealed that it had already been identified as a possible $H\alpha$ emission-line star. Known as SPH 146, it was detected in the southern objective prism survey for $H\alpha$ emission objects published by Schwartz, Persson & Hamann (1990): they described it as showing faint/uncertain $H\alpha$ emission.

3 UKST/6DF OBSERVATIONS

Spectroscopic follow-up observations of eight SHS fields were obtained using the AAO/UK Schmidt 6dF multifibre spectrograph on 2004 March 26–30, three of which (HA0349, 0413 and 0414) contained the new WR stars presented here. Details of the observations

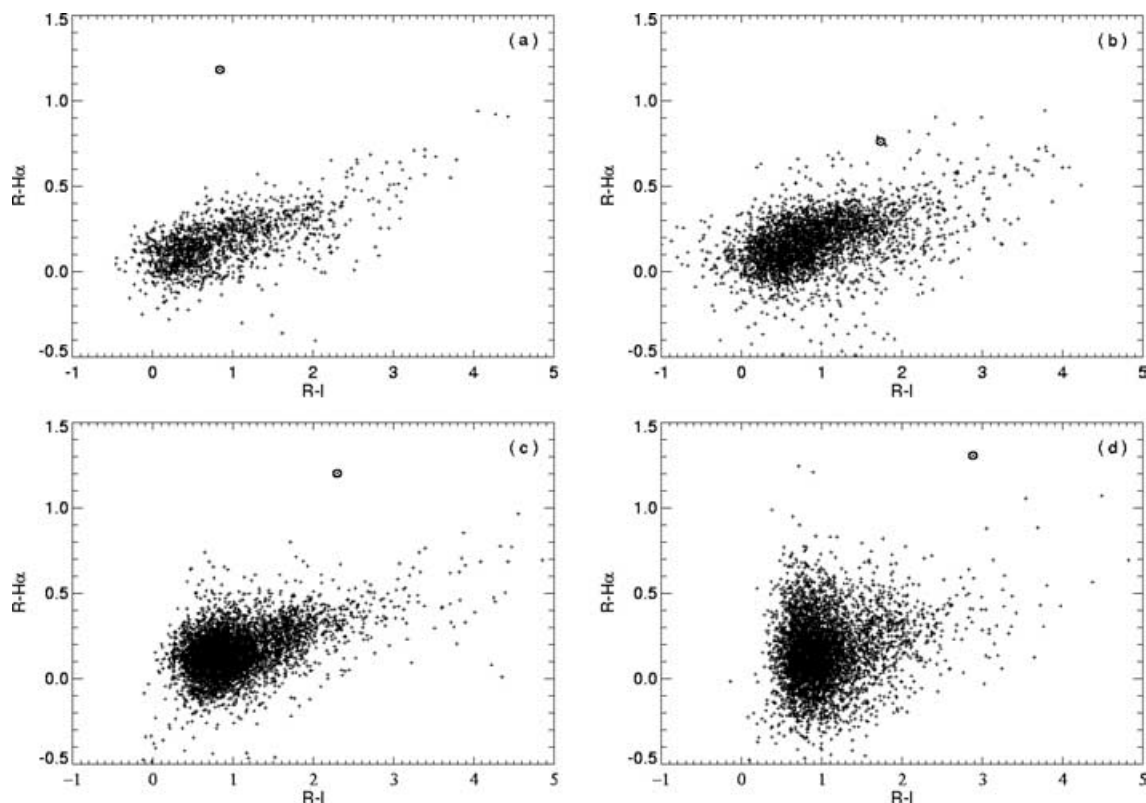


Figure 2. $(R - I)$ versus $(R - H\alpha)$ for the $1^\circ \times 1^\circ$ boxes containing (a) WR 75c, (b) WR 75d, (c) WR 77aa and (d) WR 77t. The WR stars are highlighted by open circles.

Table 3. Log of SHS 6dF follow-up observations conducted from 2004 March 26–30.

Field	R mag range	Observation date	UT start	Object frame exposures	Sky-offset exposures	Seeing	Other information
HAL0349	12–14	26-03-2004	13:38	6 × 1200	2 × 1200	~1 arcsec	Offset (RA, Dec.: -5'' -10'', +10'' +5'')
HAL0413	12–14	28-03-2004	13:50	3 × 1200	1 × 1200	~2 arcsec	Offset (RA, Dec.: +12'' +7'')
HAL0413	14–16	29-03-2004	14:50	6 × 1200	3 × 1200	~2 arcsec	Offsets(RA, Dec.: +12'' -7'', -7'' +12'', +7'' +12'')
HAL0414	14–16	27-03-2004	15:44	6 × 1000	2 × 1000	2–4 arcsec	Offsets(RA, Dec.: -12'' -7'', -7'' +12'')

can be found in Table 3. Observations were made using the 1516R grating, which in conjunction with a 1024×1024 EEV detector having $13\text{-}\mu\text{m}$ pixels yields a spectral resolution of $\sim 2 \text{ \AA}$ and a spectral range of $6195\text{--}6775 \text{ \AA}$. For the spectra presented in this paper, the observations involved taking both on-target and sky-offset frames to allow for varying levels of diffuse $\text{H}\alpha$ emission in the vicinity of our targets.

The data were extracted from the CCD frames and reduced using 6DFDR, the 6dF adaption of the 2DFDR software package (see <http://www.aao.gov.au/AAO/2df/manual.html>). Each object and sky-offset frame was reduced separately before being combined and then subtracted to produce the final spectra. For every frame, this reduction involved: flat-field extraction; fibre-by-fibre arc extraction and calibration; and extraction of the observed spectrum from each fibre with scattered light correction. Each frame was also processed for cosmic ray hits, which the software removed by assuming that these corresponded to $>20\sigma$ outliers. No fibre throughput calibration was applied to these data. Once the individual frames were reduced, the sky-offset frames were re-examined to identify any fibres including unwanted starlight and, if possible, to replace them with uncontaminated data from a different sky frame. No replacement was necessary for any of the offset pointings associated with the new WR stars. The reduced frames were then processed in 6DFDR to produce two combined averaged frames, one for the object frames and another for the sky offsets. The sky subtraction was then accomplished using FIGARO routines within the Starlink software suite to subtract the combined offset frame from the combined object frame, after appropriate scaling. This reduction process yielded a single wavelength-calibrated frame for each field, which contained between 80 and 120 spectra, each of 1032 pixels. As a final measure prior to analysis, the spectra for WR 77aa and 77t (the faintest of this sample) were redistributed into two pixel bins to reduce the noise level.

4 THE 6DF SPECTRA OF THE FIVE WR STARS

The extracted stellar spectra are shown in Fig. 3. It is immediately evident that all five stars are of a similar spectral subtype. The emission lines present have been identified through use of the Atomic Line List v2.04 maintained by P. van Hoof (<http://www.pa.uky.edu/~peter/atomic/>) and are listed in Table 4. All are due to ionized species of helium and carbon.

Initial identification of the spectral subtype of these stars was accomplished through comparison of the 6dF spectra with the spectrophotometry of WR stars presented by Torres-Dodgen & Massey (1988). This allowed all five to be identified as belonging to the WC9 subtype. Fig. 4, illustrates the trends present among late-type WC stars and confirms our assignments as we now describe.

The spectra shown in Fig. 4 illustrate the fact that, as the WR subtype decreases towards earlier types of higher excitation, the lines broaden as many features become blends of several lines. The strongest emission feature seen in the 6dF spectra, the $6570\text{-}\text{\AA}$ blend

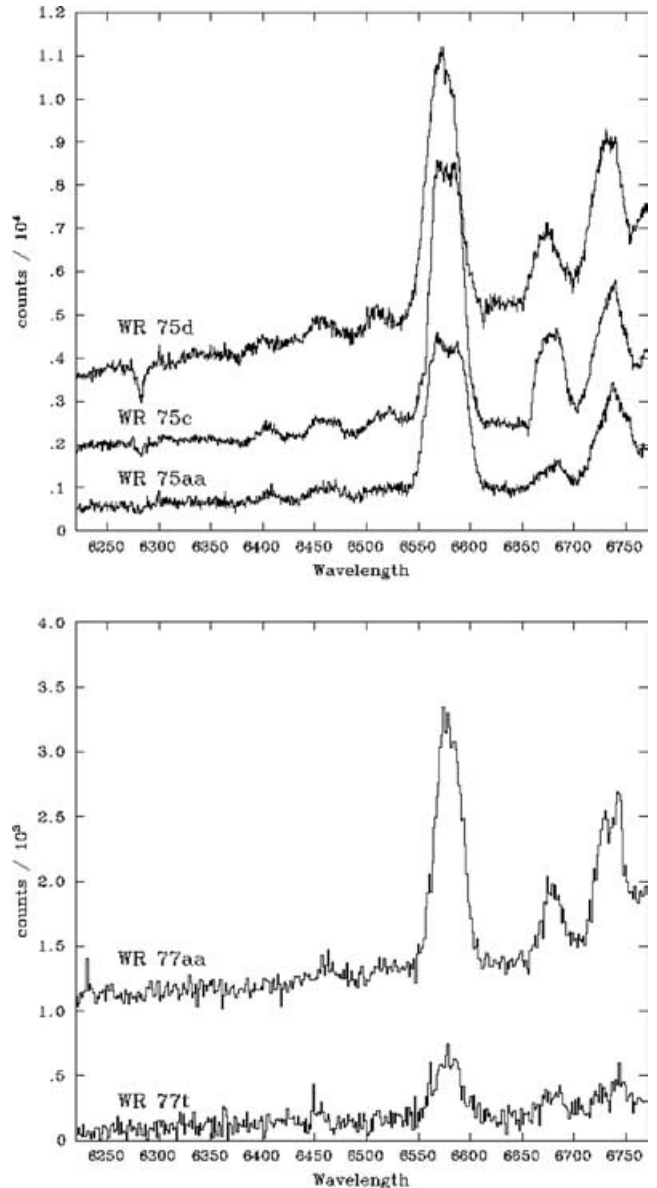


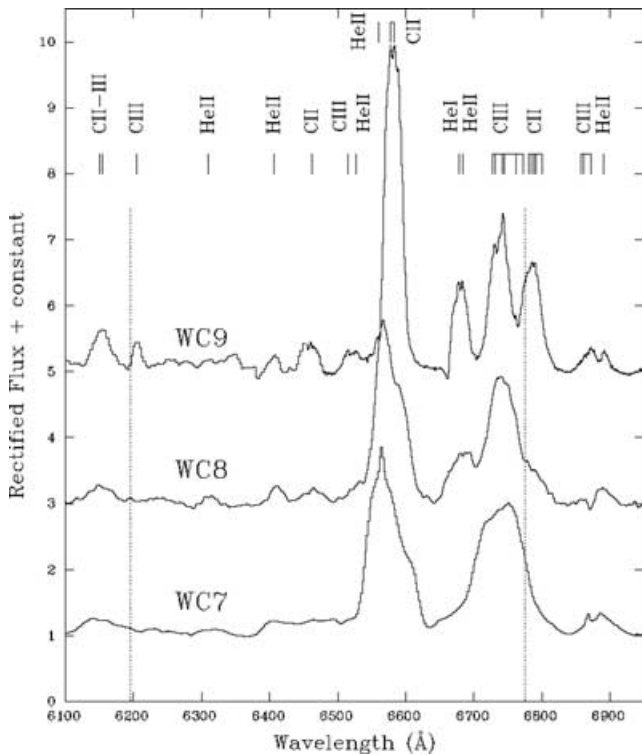
Figure 3. The $6200\text{--}6800 \text{ \AA}$ spectra of the five new WR stars, offset vertically. Upper panel: WR 75d, 75c and 75aa. Lower panel: WR 77aa and 77t. Note the difference in scale between the two panels.

of $\text{He II } 6560 \text{ \AA}$ and $\text{C II } 6578,82 \text{ \AA}$, is a good example of this process: the helium line grows in prominence within the blend (towards earlier spectral types). Examination of Fig. 4 shows that the shape of the line profile of the $\sim 6570\text{-}\text{\AA}$ feature changes markedly between subtypes WC8 and 9. In the WC8 spectrum, this feature is very obviously a blend, with the $\text{C II } 6578\text{-}, 6582\text{-}\text{\AA}$ doublet weaker

Table 4. Identification and measurements of emission lines in the 6195–6775 Å spectra of the new WR stars.

Wavelength (Å)	Transition ID	WR 75aa		WR 75c		WR 75d	
		–EW(Å)	FWHM(Å)	–EW(Å)	FWHM(Å)	–EW(Å)	FWHM(Å)
6405	He II 15-5	11.2 ± 0.7	26.2 ± 5.2	5.7 ± 0.9	18.7 ± 3.5	5.0 ± 0.5	36.7 ± 4.9
6462	C II 2s ² 6g → 2s ² 4f	20.1 ± 1.9	36.9 ± 4.2	10.4 ± 1.1	28.5 ± 3.4	6.1 ± 0.4	27.8 ± 2.1
6515	C III 2s9h → 2s6g	12.4 ± 1.4	26.7 ± 3.0	10.8 ± 1.1	27.3 ± 2.6	3.2 ± 0.2	17.1 ± 1.5
6570	He II 14-5	169 ± 10	40.8 ± 0.4	158 ± 3	32.6 ± 0.3	74.0 ± 0.8	32.8 ± 0.2
	He II 6-4						
6680	C II 3p → 2s ²	17.2 ± 5.0	29.5 ± 2.4	38.7 ± 5.0	26.7 ± 0.4	12.8 ± 0.9	26.6 ± 0.6
	He I 1s3d → 1s2p						
6735	He II 13-5	75.8 ± 2.6	35.9 ± 1.5	74.8 ± 1.1	35.2 ± 0.6	34.7 ± 0.4	33.5 ± 0.4
	C II M21,M16.03						
	C III M3						

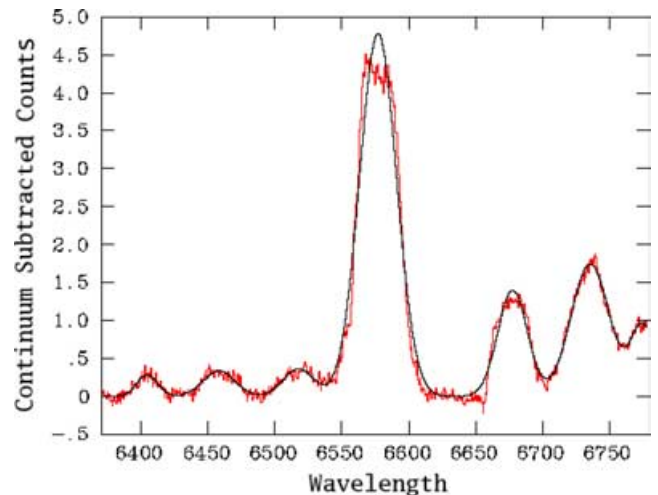
Wavelength (Å)	Transition ID	WR 77aa		WR 77t	
		–EW(Å)	FWHM(Å)	–EW(Å)	FWHM(Å)
6405	He II 15-5				
6462	C II 2s ² 6g → 2s ² 4f	28.0 ± 3.1	41.3 ± 5.6	10.4 ± 2.3	9.8 ± 2.1
6515	C III 2s9h → 2s6g	11.3 ± 2.3	27.8 ± 6.2		
6570	He II 14-5	178 ± 10	29.3 ± 0.4	105 ± 10	32.2 ± 1.6
	He II 6-4				
6680	C II 3p → 2s ²	32 ± 5	19.0 ± 2.1	32 ± 5	27.4 ± 5.6
	He I 1s3d → 1s2p				
6735	He II 13-5	53.5 ± 2.7	29.5 ± 1.7		
	C II M21,M16.03				
	C III M3				


Figure 4. Example of 6200–7000 Å spectra of late-type WC stars. WC7 = WR 90, WC8 = WR 135 and WC9 = WR 103. The vertical dashed lines indicate the limits of our 6dF spectra.

than the He II 6561-Å emission, but in the WC9 spectrum the blend is dominated by C II, with He II 6560 Å virtually absent. Because the measured central wavelength of the feature in our spectra is 6577.5 Å in four cases and 6573.3 Å in the other (WR 75aa), im-

plying C II dominance, a spectral type of WC9 is implied for all five stars. In support of this assignment, the He II 6405-Å emission in our WR stars is weaker than the adjacent carbon-dominated 6462- and 6515-Å emission features, as seen in the WC9 spectrum shown in Fig. 4.

The Starlink DIPS0 package was used to spectrally fit the lines and provide values for EWs and FWHMs. For the weaker line EW determinations and all FWHM measurements, Gaussian fitting was used. To prepare for this, continuum fits were derived for each spectrum and then divided. This procedure was hampered by the narrow spectral range: the red end of the observed spectra lies at 6775 Å and, as Fig. 4 shows, this part of the spectrum is crowded with emission lines, which make accurate continuum determination difficult. For all objects, the continuum was estimated separately for the regions


Figure 5. Example of spectral line fitting. The 6375–6775 Å spectrum of WR 75c, with the Gaussian fits overlaid.

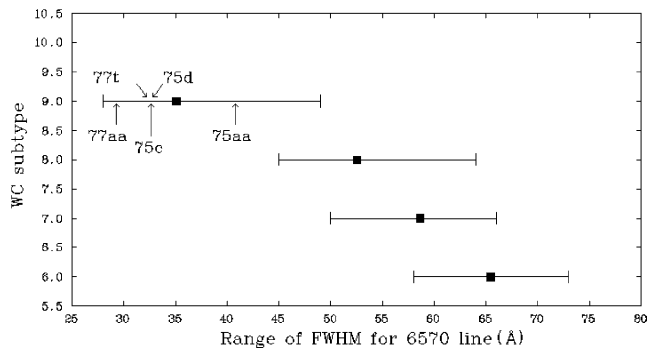


Figure 6. FWHM data for the 6570-Å feature as a function of WC star subtype, taken from the spectrophotometric atlas of Torres-Dodgen & Massey (1988). All of the WC stars of subtype 6, 7, 8, or 9 in this catalogue were used, provided data in the 6500-Å region of their spectra were available. Solid lines indicate the FWHM range spanned, filled squares show the mean FWHM for the subtype, while the FWHMs of the new WC9 stars are indicated with arrows. The FWHM were measured via Gaussian fitting.

6195–6650 and 6530–6775 Å using a linear fit in both sections. Fig. 5 shows an example continuum-subtracted spectral line fit for WR 75c: this demonstrates the need to determine the EW of the 6570 and 6680 Å blends by the more direct device of integration of the emission profile counts: simple Gaussian fits to these clearly non-Gaussian features typically overestimate the line EW. The EWs for the 6570 and 6680 Å blends in Table 4 were measured by integrating the net line emission counts after normalizing the spectrum locally. It was not possible to fit all the listed emission features for all five stars: for example, for the faintest member of the sample, WR 77t, Gaussians were only fitted to three features.

Some support for the classification of these stars as members of the WC9 class comes from applying the same FWHM fitting method to the 6570-Å feature in the WR spectra in the spectrophotometric catalogue of Torres-Dodgen & Massey (1988). Fig. 6 shows that, the later the spectral subtype of the star, the smaller the FWHM of the 6570-Å emission-line blend. All five of the WC stars in our sample fall within the FWHM range for these WC9 stars and outside the range shown by the WC 8 stars. WR 75aa is less clear cut: it presents with the largest FWHM, as well as the shortest central wavelength for this blend: both suggesting a leaning towards the earlier spectral type.

Whilst the five WC9 stars have very similar spectra, there are some significant differences between them, which are noted below.

Diffuse interstellar band (DIB) absorption is seen in the spectra of both WR 75c and 75d. For WR 75d, the DIBs at 6284 and 6613 Å are both seen, while WR 75c shows evidence of absorption at 6284 Å only. The DIB properties will be relevant to the discussion of reddening in the next section.

Relatively strong emission in the He II 6405-Å line is shown by WR 75c. The strength of this line compared with the carbon lines is a possible indication that this star belongs to the small subgroup of WC9 stars that have never shown evidence of circumstellar dust emission. This view derives from the work of Williams & van der Hucht (2000) in which it is shown that other WC9 stars of this type (WR 81, 88, 92) also possess relatively enhanced He II emission.

Almost the opposite pattern of EW ratios to that observed for WR 75c is seen in the spectrum of WR 77aa. When compared with the other WC9 stars presented here, the He II contribution to its spectrum is slight: there is no definite detection of He II 6408 Å, while the 6570-Å blend is somewhat redshifted and narrower compared with

the other WC9 stars presented here, suggesting little contribution from He II 6562.

Lastly, we note that binarity is suspected for WR 75d on the basis that the EW of its 6570-Å emission blend is under half that seen in WR 75aa, 75c and 77aa. This cannot be more than a suspicion because WR emission-line EWs show significant differences, object to object, even among apparently single stars (e.g. Torres & Conti 1984).

5 DUST EMISSION, REDDENING AND DISTANCE DETERMINATION

5.1 Reddening estimation

The next step in assessing the physical properties of the five new WR stars was to determine the interstellar extinctions towards them and to decide if they display near-infrared (NIR) colours indicative of circumstellar dust emission. Of the 30 WC9 stars contained within the Seventh Catalogue of Galactic Wolf–Rayet stars (van der Hucht 2001) only five are listed as not possessing circumstellar dust. Most of the known WC9 stars (18) are known to display evidence of either persistent or variable dust emission. The remaining seven in the catalogue are heavily reddened ($A_V \sim 29$ mag) stars within 30 pc of the Galactic Centre, for which it is difficult to reach any conclusion.

To estimate the reddening of our WC9 stars, data from the Two Micron All Sky Survey (2MASS) and Guide Star Catalogue II (GSC 2.2) catalogues were obtained for 11 well studied WC9 stars and the five newly discovered objects (Table 5). We split the 11 known WC9 stars into the group of five without NIR excesses and a group of six with excesses. We chose to use the 2MASS *JHK* and GSC 2.2 *R* magnitudes to derive measures of the spectral energy distributions (SEDs) of our sample because reasonably uniform data on all 16 WR stars are contained within these catalogues. Table 5 gives the relevant magnitudes.

The initial assumption of our method for determining reddenings is that all WC9 stars have similar unreddened optical/NIR colours, allowing the better known examples to serve as reference SEDs for the newly discovered objects. More specifically, we dereddened the magnitudes of the five WC9 stars without NIR dust excesses, in order to obtain their intrinsic colours, which were averaged to use as template colours. In the process, we noted that WR 92 is somewhat discrepant, but not so much that its inclusion significantly altered the derived SED template. Initially, we considered just red and infrared wavelengths. For these stars, we adopt the A_V values from table 28 of the Seventh Catalogue of Galactic Wolf–Rayet stars (van der Hucht 2001) and used the tabulation of A_λ/A_V of Cardelli, Clayton & Mathis (1989) to derive dereddened magnitudes with a standard Galactic reddening law, corresponding to $R = 3.1$, applied.

To estimate the reddenings towards other stars in our sample, we dereddened their observed NIR magnitudes until the best match to our adopted dereddened NIR colours was achieved. In this process, we attached the highest weight to matching ($J - K$). However, this method can only give reliable reddening estimates for the minority of WC9 stars without dust emission. When, instead, there is significant contamination of the NIR SED by dust emission, this approach results in an anomalously high derived visual extinction. The listed $A_{V,(K)}$ errors in Table 6 take no account of this systematic difficulty. They indicate only the results of propagating through the errors inherent to the photometry.

Overestimation of $A_{V,(K)}$, due to the contamination of, especially, *K*-band light by warm dust emission, can be put to use as a useful

Table 5. Magnitudes for a selection of known WC9 stars and for all five newly discovered WC9 stars. The B_J and I magnitudes are taken from the USNO B1 catalogue, the R magnitudes are from the GSC 2.2 catalogue, while the JHK magnitudes are 2MASS measurements. We also quote approximate MSX A-band (8.28 μm) magnitudes, $m_{8.28}$, where available. Exceptions are the R mags for WR 103: taken from the USNO catalogue and the I mags of WR 119 and 77t taken from the DENIS catalogue.

WR	B_J	R	I	J	H	K	$m_{8.28}$
Known WC9 stars without NIR dust excesses							
75a	16.2	14.1 ± 0.4	11.96 ± 0.3	9.96 ± 0.02	9.18 ± 0.03	8.50 ± 0.02	
75b	15.8	14.1 ± 0.4	11.65 ± 0.3	9.76 ± 0.03	9.00 ± 0.03	8.36 ± 0.03	
81	13.2	11.0 ± 0.5	10.18 ± 0.3	8.29 ± 0.02	7.76 ± 0.05	7.12 ± 0.02	5.8
88	14.1	11.6 ± 0.4	10.62 ± 0.3	9.03 ± 0.02	8.56 ± 0.04	8.05 ± 0.04	6.7
92	10.5	10.2 ± 0.1	10.12 ± 0.3	9.50 ± 0.03	9.22 ± 0.03	8.82 ± 0.02	
Known WC9 stars with NIR dust excesses							
65	14.4	12.3 ± 0.4	10.96 ± 0.3	8.46 ± 0.02	7.28 ± 0.05	6.17 ± 0.03	4.5
73	15.5	13.5 ± 0.3	11.81 ± 0.3	10.32 ± 0.02	8.79 ± 0.05	7.47 ± 0.02	4.8
95	14.5	12.3 ± 1.1	10.92 ± 0.3	8.29 ± 0.02	6.67 ± 0.03	5.27 ± 0.02	2.4
103	8.9	8.7 ± 0.3	8.64 ± 0.3	7.75 ± 0.03	7.21 ± 0.05	6.37 ± 0.03	4.3
104	13.9	12.1 ± 0.4	10.31 ± 0.3	6.67 ± 0.03	4.34 ± 0.24	2.42 ± 0.26	-1.9
119	13.3	11.3 ± 0.4	10.99 ± 0.3	9.50 ± 0.02	8.43 ± 0.06	7.27 ± 0.02	4.8
New WC9 stars							
75aa	17.5	15.5 ± 0.2	14.35 ± 0.3	12.03 ± 0.02	10.73 ± 0.02	9.46 ± 0.02	6.9
75c	16.4	14.2 ± 0.2	13.11 ± 0.3	11.63 ± 0.02	11.12 ± 0.02	10.52 ± 0.02	
75d	17.0	14.8 ± 0.2	11.99 ± 0.3	10.68 ± 0.02	9.88 ± 0.02	9.12 ± 0.02	
77aa	19.3	16.0 ± 0.2	13.54 ± 0.3	10.04 ± 0.02	8.21 ± 0.02	6.73 ± 0.03	4.0
77t	18.9	16.1 ± 0.5	13.85 ± 0.4	10.65 ± 0.03	9.41 ± 0.02	8.32 ± 0.02	6.0

Table 6. Reddening and distance estimates. The column headed ‘Dust?’ notes whether NIR excesses attributable to dust emission are present. The following columns give derived reddenings and related quantities: $A_{V,(\text{cat})}$ is the visual extinction given in table 28 of the Seventh Catalogue of Galactic Wolf–Rayet stars (van der Hucht 2001); $A_{V,(K)}$ is the extinction we derive using the 2MASS JHK data; $R - R_{(K)}$ is the difference between the GSC 2.2 R magnitude and the predicted R magnitude based on the NIR-based reddening estimate; $A_{V,(B)}$ is the extinction obtained from the $(B_J - J)$ colour; D_{cat} is the distance also given in table 28 of the WR catalogue (van der Hucht 2001); D is the estimated distance and was used in conjunction with the Galactic coordinates to estimate R_G , the galactocentric radius. The data in these columns were derived using a reference SED determined from the mean dereddened colours of the five non-dusty WC9 stars WR 75a, 75b, 81, 88 and 92, adopting A_V values from van der Hucht (2001).

WR	Dust?	$A_{V,\text{cat}}$	$A_{V,(K)}$	$R - R_{(K)}$	$A_{V,(B)}$	D_{cat} (kpc)	D (kpc)	R_G (kpc)
Known WC9 stars without NIR dust excesses								
75a	No	8.1	8.6 ± 0.6	-0.1	8.2 ± 0.4	1.6	3.3 ± 0.5	
75b	No	8.9	8.2 ± 0.7	-0.5	7.9 ± 0.4	2.3	3.6 ± 0.6	
81	No	6.4	6.9 ± 0.5	0.5	6.6 ± 0.4	1.6	1.4 ± 0.2	
88	No	6.0	5.8 ± 0.7	0.1	6.7 ± 0.4	2.3	1.7 ± 0.3	
92	No	2.1	4.0 ± 0.6	1.2	1.8 ± 0.4	3.8	5.0 ± 0.8	
Known WC9 stars with NIR dust excesses								
65	Yes	7.6	13.4 ± 0.6	2.4	7.8 ± 0.4	3.3	1.6 ± 0.3	
73	Yes	6.9	16.6 ± 0.5	4.6	6.9 ± 0.4	3.9	3.8 ± 0.6	
95	Yes	7.4	17.6 ± 0.4	4.2	8.2 ± 0.4	2.1	1.4 ± 0.2	
103	Yes	1.8	8.1 ± 0.7	1.6	2.0 ± 0.4	2.2	2.3 ± 0.4	
104	Yes	7.2	24.7 ± 1.7	6.1	8.7 ± 0.4	2.3	1.1 ± 0.2	
119	Yes	4.4	13.1 ± 0.5	4.3	5.3 ± 0.4	3.3	2.5 ± 0.4	
New WC9 stars								
75aa	Yes		15.0 ± 0.5	3.6	7.3 ± 0.4		8.4 ± 1.3	3.4 ± 0.8
75c	No		6.5 ± 0.5	0.5	6.4 ± 0.6		6.2 ± 1.4	3.5 ± 1.7
75d	No		9.1 ± 0.5	0.2	8.3 ± 0.4		4.3 ± 0.7	4.8 ± 1.4
77aa	Yes		19.3 ± 0.6	3.1	11.9 ± 0.4		2.2 ± 0.4	6.5 ± 1.0
77t			13.6 ± 0.6	0.9	10.3 ± 0.4		3.9 ± 0.6	4.9 ± 1.5

pointer to NIR dust emission. To do this and to test the validity of the $A_{V,(K)}$ values deduced from matching the NIR colours, we used our derived intrinsic WC9 ($R - K$) colour to obtain, first, dereddened R magnitudes from the dereddened K magnitudes for all 16 WC9

stars in the sample and, secondly, ‘predicted’ reddened R magnitudes (reddened by amounts consistent with the 2MASS NIR colour fitting). In the absence of NIR dust emission, these predicted magnitudes, $R_{(K)}$, should roughly match observed R magnitudes taken

from the GSC 2.2 catalogue. For stars with NIR dust emission, this procedure yields clearly discrepant, fainter magnitudes than those observed. Hence, objects with large $[R - R_{(K)}]$ are picked out as NIR excess objects. The results of applying this check to our sample are given in Table 6. In this way, we successfully reproduce the division of the known WR stars into the NIR-excess and no-excess categories, with the exception of WR 92 and 103, which cannot be assigned to either category solely on the basis of their $[R - R_{(K)}]$ values. These are ‘intermediate’ cases where $[R - R_{(K)}] \sim 1$. For the newly discovered WC9 stars, we find that both WR 75c and 75d appear to be without NIR dust emission, increasing the number of recognized Galactic ‘non-dusty’ WC9 stars from five to seven. In WR 77t, $[R - R_{(K)}]$ is ~ 1 making it intermediate such that we cannot exclude or confirm the presence of an NIR dust excess.

The problem, for extinction estimation, of dust emission contaminating the NIR SEDs of WC9 stars can be overcome by using shorter wavelength magnitudes that are uncontaminated. To this end, the B_J magnitudes of the stars in our sample given in the US Naval Observatory (USNO) B1.0 catalogue were collected and are believed to be accurate to ± 0.3 mag (Monet et al. 2003). Essentially the same reddening determination method was then applied to all stars in our sample, with the difference that all stars were dereddened to a common intrinsic $(B_J - J)$ value, in place of $(J - K)$. The $(B_J - J)$ colour index was chosen for this purpose because it covers a region of the SED that we would expect to be far less affected by dust emission than $(J - K)$ whilst spanning a wide wavelength range. Because the photographic B_J bandpass is a broad one and these WC9 stars are significantly reddened, we re-used the group of five known WC9 stars without NIR excesses, this time to serve as templates to establish a best estimate for the effective wavelength of the B_J bandpass. We found this to be ~ 4800 Å, fixing $A_{(B_J)}/A_\lambda$ to be 1.1: these give a mean intrinsic $(B_J - J)$ colour of -0.5 for the catalogue reddens of these five objects. Resulting estimates of extinctions $[A_{V,(B)}]$ calculated on this basis for all the WC9 stars are listed in Table 6. The errors on these estimates are again from propagation of photometric error only.

For the already known WR stars there is now reasonable, if less precise, agreement between our new estimated extinctions, $A_{V,(B)}$, and the already published catalogue values $[A_{V,(cat)}]$: the mean difference is ~ 0.5 mag. As a necessary result of the method adopted, the agreement in the mean is best for the known WC9 stars with no apparent dust excess, because these provided the mean template $(B_J - J)$ colours. There is evidence of a positive offset for the known WC9 stars showing NIR dust emission, in the sense that $A_{V,(B)}$ always exceeds $A_{V,(cat)}$. This excess is most noticeable for WR 104. We attribute this to dust emission being a greater contaminant of the J -band flux in this object. Nevertheless, it is clear that $A_{V,(B)}$ is a very much better measure of the visual extinction for objects with dust emission than $A_{V,(K)}$.

We conclude that for WR 75c and 75d, without NIR continuum excesses, that $A_{V,(K)} = 6.1 \pm 0.5$ and 8.8 ± 0.5 are to be preferred as extinction estimates. For WR 75aa, 77aa and 77t, in which there is evidence of dust emission, the more approximate estimates exploiting blue photographic magnitudes are to be preferred: namely, $A_{V,(B)} = 7.3 \pm 0.7$, 11.9 ± 0.7 and 10.3 ± 0.7 .

5.2 Distance estimates, observed SEDs and other data

The derived extinctions, $A_{V,(B)}$, can be combined with the tabulated GSC 2.2 R magnitudes and the assumption $M_V = M_R = -4.6$ (using the value of M_V from van der Hucht 2001), in order to estimate distances to the newly discovered WC9 stars. These are given in the penultimate column of Table 6. The errors specified are likely to be optimistic given that the distances calculated for the known WC9 stars differ from their catalogued values by 1–2 kpc: differences larger than the errors deriving from the photometric uncertainties alone. The probable causes of this scatter are the limited reliability of the individual GSC 2.2 R magnitudes and uncertainties in A_V due to possible differences between the assumed and actual reddening law for different objects. In addition, among the known WC9 stars with NIR excesses, there is evidence of a systematic effect such that our estimated distances are always too low. This can be explained by the $A_{V,(B)}$ estimates being typically higher than

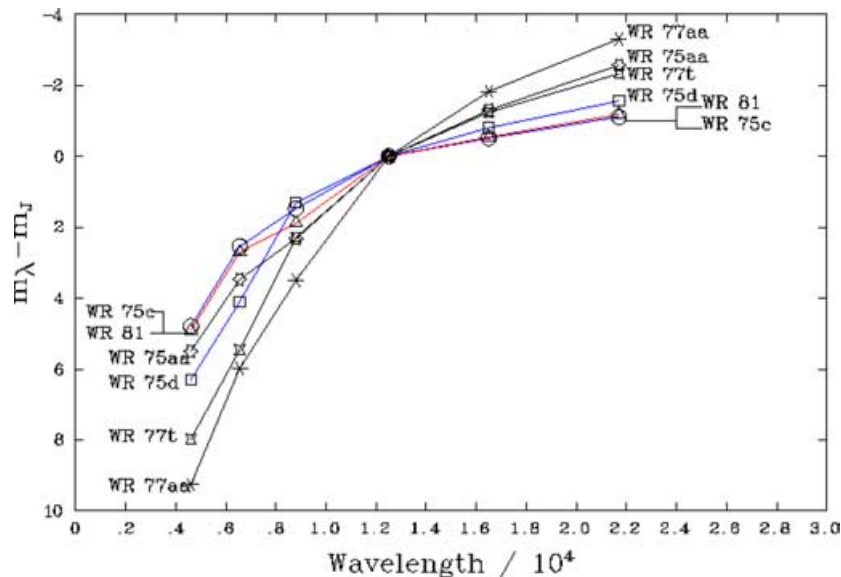


Figure 7. The observed SEDs of the newly discovered WC9 stars. For comparison, the data on the non-dusty star WR 81 are also plotted. The ordinate is the broad-band magnitude difference, $m_\lambda - m_J$, and is derived from the data given in Table 5 and the I magnitudes given in the USNO B1 catalogue. At NIR wavelengths, WR 75c and 75d are most like WR 81 even before dereddening.

Table 7. Identification and measurement of the observed DIB features. λ_{ref} and EW_{ref} refer to the properties of HD 183143.

λ_{ref} (\AA)	λ_{obs} (\AA)	FWHM (\AA)	EW_{ref} ($\text{m}\text{\AA}$)	EW_{obj} ($\text{m}\text{\AA}$)	$A_{V,(DIB)}$
WR 75c					
6283.86	6282.0	6.2	1945	1600	3.3
WR 75d					
6283.86	6282.2	8.5	1945	3400	6.9
6613.62	6612.5	2.8	358	500	5.5

they are in reality (as we suspect, see above in Section 5.1). We conclude that the distance estimates to the five newly discovered WC9 stars are rough values only: more reliable CCD photometry can certainly improve the situation. For WR 75aa, 77aa and 77t, there are further grounds to suspect our distance estimates are on the low side.

In Fig. 7, we plot the optical and NIR colours we have gathered from the literature on the newly discovered objects. It confirms that WR 75c and 75d are, in the NIR at least, the most similar in colour to the non-dusty WC9 stars. Because of this and the success with which we are able to ‘predict’ the GSC 2.2 R magnitude, we are confident we have measured the visual extinctions of WR 75c and 75d in a self-consistent way.

We have checked for *MSX* (Egan & Price 1996) detections of mid-infrared (MIR; 8.28 μm) emission at or near the positions of our sample WC9 stars. This shows the expected correlation between detectable NIR excesses and MIR flux: the three new WC9 stars deduced to have NIR excesses were detected by *MSX*, while the two without excesses (WR 75c and 75d) were not. The $m_{8.28}$ mag included in Table 5 are based on a zero magnitude flux from Vega at 8.28 μm of 55 Jy, derived by normalizing a Kurucz $T_{\text{eff}} = 9400$ K, $\log g = 3.90$ model to the 5556- \AA flux of 3540 Jy of Vega. The IR emission of the newly discovered WC9 stars is fairly faint, which should not be a surprise given that they escaped detection by previous IR colour-based searches for dusty WR stars (e.g. the *IRAS* search of Cohen 1995).

As mentioned in Section 4, both of the new WC9 stars lacking NIR dust excesses display DIB absorption features in their spectra. The EWs of these DIBs can be compared to those of HD 183143, the standard DIB reference object (Herbig 1995), in order to obtain a rough lower limit to the interstellar reddening. The EW and FWHM values of the DIB features were measured using the same spectral fitting procedure as was applied to the emission lines and the results are given in Table 7. The $A_{V,(DIB)}$ values for WR 75c and 75d resulting from such a comparison are considerably lower than those estimated from their NIR colours in Table 6. This suggests that about half of the reddening towards these stars may be associated with molecular gas, not commonly thought to host the DIB carriers, rather than with diffuse-cloud atomic gas that does (see Herbig 1995 and references therein).

The coordinates of WR 77aa place it within 5 arcmin of Wd 1, the star cluster that first motivated our investigation of this region. WR 77aa has the largest reddening ($A_V = 11.9 \pm 0.7$ mag) of the five WC9 stars discussed here, not far short of the $A_V = 13.6$ estimated by Clark et al. (2005) for a number of OB supergiants at the core of Wd 1, for which Clark et al. estimate a distance of 2–5.5 kpc. The distance of 2.2 ± 1.4 kpc derived here for WR 77aa opens the possibility of association with Wd 1.

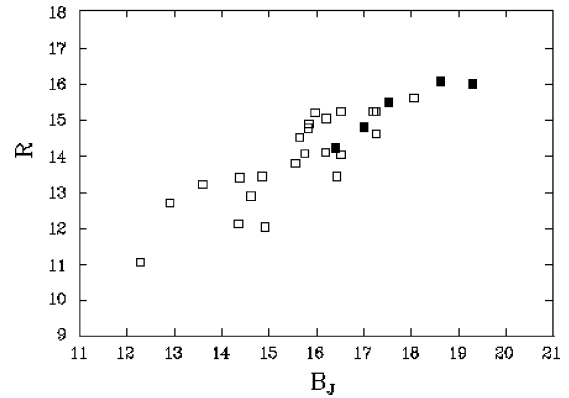


Figure 8. A plot of GSC 2.2 R magnitudes against USNO B_J magnitudes for the WR stars detected by the Shara et al. (1991, 1999) survey of the Southern Galactic plane (open squares) and the newly discovered WC9 stars presented in this paper (filled squares). Only 27 of the 35 WR stars detected by Shara et al. (1999) are plotted, as not all stars in their sample had reliable data available from both the GSC 2.2 and USNO catalogues.

6 DISCUSSION

The allocation of a WC9 class to all five of the WR stars discussed here is consistent with the already known Galactic distribution of this class of object. The five WC9 stars presented here fall within $337.0^\circ < \ell < 342.0^\circ$ and $-0.35 < b < 2.80$ with galactocentric radii in the range $3.4 \lesssim R_G \lesssim 6.5$ kpc (Table 6). This finding is based on distance estimates that are presently uncertain by as much as ~ 2 kpc. Once CCD photometry becomes available for these newly discovered WC9 stars, these errors will fall.

The small region encompassing the five new WR stars partially overlaps the area covered by the Shara et al. (1991, 1999) survey for Galactic WR stars, with WR 75aa, 75d and 77aa all falling within the overlap region. Their survey used the comparison of narrow- and broad-band photometry centred on the 4686- \AA WR emission-line feature to select WR candidates for spectroscopic observation. It probed down to a blue magnitude of ~ 19 and was considered to be complete for the detection of single WR stars at the 90 per cent level down to ~ 17.5 . The broad-band magnitudes listed by Shara et al. for the stars discovered by their survey tend to be fainter than the B_J magnitudes for the same stars given in either the whole-sky GSC 2.2 or USNO B1.0 catalogues. This no doubt reflects the difference between effective B mean wavelengths, which are somewhat shorter in the Shara et al. measurements. However, as USNO B1.0 magnitudes are also available for the new discoveries, we need to use them in comparing the B_J and R magnitudes of the new WC9 stars with those of the Shara et al. sample (Fig. 8). This comparison demonstrates that the new WR stars selected from the SHS, with R magnitudes in the range $14 < R < 16$, overlap with and reach beyond the faint end of the Shara et al. survey.

The Shara et al. (1991, 1999) survey was the last large-scale optical survey for Galactic WR stars. All other Galactic WR star discoveries since 1991 have either been the result of the reclassification of previously known emission-line objects or resulted from NIR/MIR/radio observations. Longer wavelengths suffer far less severely from the effects of extinction and so allow the detection of WR stars in distant parts of the galaxy obscured by large columns of dust. Recent WR star searches have therefore focused on K -band (2 μm) observations. In such searches there is a potential bias towards the discovery of WC9 stars with NIR continuum excesses as they are brighter at NIR wavelengths. However, at the same time,

emission-line EWs in WC9 star NIR spectra may be reduced by the added dust continuum and therefore become harder to detect.

In order to estimate the frequency of occurrence of dust emission in late WC stars, a sample that is flux-limited at wavelengths shortward of 1 μm could help avoid the biases that might be acting at longer wavelengths. Of the five newly discovered WC9 stars presented here, selected via their strong C II $\lambda\lambda 6578, 6582$ emission, two have turned out not to possess NIR excesses attributable to dust. Up to now, just five (out of the more than 30 known WC9 stars) have been recognized as belonging to this category. Three of them were discussed by Williams & van der Hucht (2000). The other two, WR 75a and 75b, were products of the Shara et al. survey and were recognized as lacking NIR excesses by van der Hucht (2001). So all seven objects, making up this group, are optical discoveries.

It was noted a long time ago (e.g. Smith 1968) that Galactic WC9 stars are found only inside the solar circle. Despite the large increase in the numbers of known Galactic WC9 stars since then, this conclusion still holds. In the lower metallicity Large Magellanic and Small Magellanic Clouds (LMC and SMC, respectively), no WC9 stars at all are known.² In contrast to this, M83 (a metal-rich spiral like the Milky Way) has been shown to host a large number of late WC stars, including some WC9 stars (Hadfield et al. 2005). Another aspect to this is the recognition that there is a gradient in the number of WC-type stars relative to WN stars such that the WC types are relatively more numerous at smaller galactocentric distances (R_G ; Massey & Johnson 1998). Our selection should not be biased towards the selection of WC9 stars as all WR subclasses show H α , He II or C emission, which falls within our 70- \AA bandpass (cf. discovery of WO star WR 93b, Drew et al. 2004). All five sharing the same WR subtype can therefore be seen as an indication of the preponderance of late WC stars in the inner Milky Way.

However, the fact remains that extrapolation inwards of the solar circle of the trend in the surface density of *all* types of WR star would indicate many more WR stars at $R_G < R_\odot$ might well be present than are actually known (see fig. 10 in van der Hucht 2001)! Accordingly, it is interesting and encouraging that this relatively shallow trawl of four SHS fields, based on red rather than either infrared or short-wavelength optical data, has already produced five new strongly reddened WR stars scattered across a mere $\sim 8 \text{ deg}^2$, albeit embedded within a total search area of $\sim 48 \text{ deg}^2$. No two of the stars found are likely to be within the same cluster. We conclude that optical searches of the Galactic plane for new massive WR stars remain worthwhile, if taken to greater depths of $R \sim 19$ that still lie well within the grasp of even 4-m-class telescopes.

² BAT99-4 is listed as type WC9+O8V in the Breysacher, Azzopardi & Testor (1999) catalogue of WR stars in the LMC, but it is noted that this typing had been dismissed by Moffat (1991). Heydari-Malayeri & Melnick (1992) confirmed that the older WC9 assignment was not warranted.

ACKNOWLEDGMENTS

ECH and MJP both acknowledge the support of postgraduate studentships funded by the Particle Physics & Astronomy Research Council of the United Kingdom. This paper makes use of: data obtained with the AAO/UK Schmidt Telescope at Siding Spring Observatory, NSW, Australia; the SIMBAD data base, operated at Centre de Données astronomiques de Strasbourg (CDS), Strasbourg, France; data products from the 2MASS; data from the USNO Flagstaff Station Image and Catalogue archive; data from the GSC 2.2 and data from the DEep Near Infrared Survey (DENIS). We also acknowledge the use of Starlink software in both the reduction and analysis of our spectroscopic data.

REFERENCES

- Breysacher J., Azzopardi M., Testor G., 1999, *A&AS*, 137, 117
 Cardelli J. A., Clayton G. C., Mathis J. S., 1989, *ApJ*, 345, 245
 Clark J. S., Negueruela I., 2002, *A&A*, 396, L25
 Clark J. S., Negueruela I., Crowther P. A., Goodwin S. P., 2005, *A&A*, 434, 949
 Cohen M., 1995, *ApJS*, 100, 413
 Drew J. E., Barlow M. J., Unruh Y. C., Parker Q. A., Wesson R., Pierce M. J., Masheder M. R. W., Phillipps S., 2004, *MNRAS*, 351, 206
 Egan M. P., Price S. D., 1996, *AJ*, 112, 2862
 Hadfield L. J., Crowther P. A., Schild H., Schmutz., 2005, *A&A*, 439, 265
 Herbig G. H., 1995, *ARA&A*, 33, 19
 Heydari-Malayeri M., Melnick J., 1992, *A&A*, 258, L13
 Hillier D. J., 2003, in van der Hucht K., Herrero A., Esteban C., eds, *Proc. IAU Symp. 212, A Massive Star Odyssey: From Main Sequence to Supernova*. Astron. Soc. Pac., San Francisco, p. 70
 Homeier N. L., Blum R. D., Pasquali A., Conti P. S., Daminieli A., 2003, *A&A*, 408, 153
 van der Hucht K. A., 2001, *New Astron. Rev.*, 45, 135
 LaVine J. L., Eikenberry S., Davis J., 2003, *A&AS*, 203, L1412
 Maeder A., Meynet G., 2000, *ARA&A*, 38, 143
 Massey P., Johnson O., 1998, *ApJ*, 505, 793
 Moffat A. F. J., 1991, *A&A*, 244, 9
 Monet D. G. et al., 2003, *AJ*, 125, 984
 Negueruela I., Clark J. S., 2005, *A&A*, 436, 541
 Parker Q. A. et al., 2005, *MNRAS*, submitted
 Schlegel D. J., Finkbeiner D. P., Davis M., 1998, *ApJ*, 500, 525
 Schwartz R. D., Persson S. E., Hamann F. W., 1990, *AJ*, 100, 793
 Shara M. M., Smith L. F., Potter M., Moffat A. F. J., 1991, *AJ*, 102, 2
 Shara M. M., Moffat A. F. J., Smith L. F., Niemala V. S., Potter M., Lamontagne R., 1999, *AJ*, 118, 390
 Smith L. F., 1968, *MNRAS*, 141, 317
 Torres A. V., Conti P. S., 1984, *ApJ*, 280, 181
 Torres-Dodgen A. V., Massey P., 1988, *AJ*, 96, 3
 Westerlund B. E., 1987, *A&AS*, 70, 311
 Williams P. M., van der Hucht K. A., 2000, *MNRAS*, 314, 23
 Woosley S. E., Heger A., Weaver T. A., 2002, *Rev. Mod. Phys.*, 74, 1015

This paper has been typeset from a $\text{\TeX}/\text{\LaTeX}$ file prepared by the author.